



## APENDICE G

# Estudio de Niveles de Ruido

Noviembre 2010

Declaración de Impacto Ambiental – Preliminar

Planta de Generación de Energía Renovable  
y Recuperación de Recursos

BARRIO CAMBALACHE DE ARECIBO

**EnergyAnswers**  
Arecibo

# Noise Study

## Preliminary Environmental Impact Statement Renewable Power Generation and Resources Recovery Facility

CAMBALACHE - ARECIBO



**CSA ARCHITECTS AND ENGINEERS, LLP**

1064 Ponce de León Ave., CSA Plaza Suite 500  
San Juan, PR 00907-3740  
T 787.641.6800 F 787.641.6850  
[www.csagroup.com](http://www.csagroup.com)



# TABLE OF CONTENTS

|          |  |           |
|----------|--|-----------|
| <b>1</b> | <b>EXECUTIVE SUMMARY.....</b>                  | <b>1</b>  |
| <b>2</b> | <b>INTRODUCTION.....</b>                       | <b>5</b>  |
| <b>3</b> | <b>METHODOLOGY .....</b>                       | <b>8</b>  |
| 3.1      | Field Study .....                              | 8         |
| 3.2      | Sound Level Meter .....                        | 10        |
| 3.3      | Impact Analysis.....                           | 12        |
| 3.4      | Data Collection.....                           | 12        |
| 3.5      | Analysis of Data.....                          | 14        |
| 3.5.1    | Background Noise (Existing Sound) Levels.....  | 14        |
| 3.5.2    | Sound Level Impacts.....                       | 15        |
| <b>4</b> | <b>RESULTS .....</b>                           | <b>20</b> |
| 4.1      | Existing Sound Levels.....                     | 20        |
| 4.2      | Sound Level Impacts .....                      | 37        |
| 4.3      | Sound Levels Impacts DURING The Operation..... | 40        |
| <b>5</b> | <b>CONCLUSIONS AND RECOMMENDATIONS .....</b>   | <b>46</b> |
| <b>6</b> | <b>REFERENCES.....</b>                         | <b>49</b> |

## LIST OF TABLES

|   |    |
|---|----|
| Table 3-1. Receptors Identification.....  | 9  |
| Table 3-2. Sound Level Meter Specifications.....  | 10 |
| Table 3-3. Typical Sound Levels Generated by Construction Equipment .....   | 18 |
| Table 4-1. Existing Sound Levels .....  | 20 |
| Table 4-2. Existing Sound Levels for Receptors 6 to 8 .....   | 20 |
| Table 4-3. Environmental Quality Board’s Noise Emission Limits [dB(A)] [Noise Level Exceeded in 10% of the Measurement Period (L10)]..... | 34 |
| Table 4-4 Noise Abatement Criteria (NAC) Hourly A-Weighted Sound Level in Decibels (dBA) .....  | 35 |
| Table 4-5. Sound Level Exceeded 10% of the Sample Period (L <sub>10</sub> ) in dB(A) .....  | 36 |
| Table 4-6. Sound Level Exceeded 10% of the Sample Period (L <sub>10</sub> ) in dB(A) For Additional Receptors .....                       | 36 |
| Table 4-7 Construction Phase Estimated Sound Level Impact during Pile Driving Activities .....  | 38 |
| Table 4-8. Equipment Noise Sources.....   | 40 |
| Table 4-9. Estimated Sound Level Impact during Daytime Operation .....  | 44 |
| Table 4-10. Estimated Sound Level Impact during Nighttime Operation .....   | 44 |

## LIST OF FIGURES

|  |    |
|--|----|
| Figure 2-1. Location Map .....                                 | 6  |
| Figure 2-2. Receptors Location.....                            | 7  |
| Figure 4-1. Measured Sound Levels – Receptor 1 Daytime .....   | 21 |
| Figure 4-2. Measured Sound Levels – Receptor 1 Nighttime ..... | 22 |
| Figure 4-3. Measured Sound Levels – Receptor 2 Daytime .....   | 23 |
| Figure 4-4. Measured Sound Levels – Receptor 2 Nighttime ..... | 24 |
| Figure 4-5. Measured Sound Levels – Receptor 3 Daytime .....   | 25 |
| Figure 4-6. Measured Sound Levels – Receptor 3 Nighttime ..... | 26 |

|  |    |
|--|----|
| Figure 4-7. Measured Sound Levels – Receptor 4 Daytime .....         | 27 |
| Figure 4-8. Measured Sound Levels – Receptor 4 Nighttime .....       | 28 |
| Figure 4-9. Measured Sound Levels – Receptor 5 Daytime .....         | 29 |
| Figure 4-10. Measured Sound Levels – Receptor 5 Nighttime .....      | 30 |
| Figure 4-11. Measured Sound Levels – Receptor 6 Daytime .....        | 31 |
| Figure 4-12. Measured Sound Levels – Receptor 7 Daytime .....        | 32 |
| Figure 4-13. Measured Sound Levels – Receptor 8 Daytime .....        | 33 |
| Figure 4-14. Receptors Location Aerial Map: Construction Phase ..... | 39 |
| Figure 4-15. Receptors Location Aerial Map- Operation Phase.....     | 43 |

## **LIST OF APPENDICES**

Appendix A: Sound Level Meter Instruction Manual and Calibration Certificate

Appendix B: Registry of Sound Measurements

Appendix C: Sound Level Data

# 1 EXECUTIVE SUMMARY

CSA Architects & Engineers and CSA Group, Inc. (CSA) was contracted by Energy Answers International, Inc., to conduct a *Noise Survey* as part of the environmental studies for the planning phase of the proposed Renewable Power Generation and Resources Recovery Facility, which will be located on Highway PR-2, Km. 73.1, Cambalache Ward in Arecibo, Puerto Rico.

The purpose of the Noise Survey was to characterize existing noise levels and estimate potential noise level impacts, during the Project's construction and operational phases. The Study Area covered the Cambalache Ward, the project's parcel area, and the closest developed or settlement areas (Pueblo Ward and Dominguez Ruiz Ward) (**Figure 2-1. Location Map**). The survey identified five (5) sensitive receptors (shown as 1 through 5) within the study area. Each represents a type of noise receptor (residential, commercial, etc.) that could be potentially impacted by noise generated from the Project. (**Figure 2-2. Receptors Location**).

Receptor 1 is a commercial zone located 1,785 meters toward the northwest of the Proposed Project. Receptor 2 is a tranquility zone located at 2,035 meters to the northwest of the Proposed Project site. Receptor 3 is an industrial zone located at 1,112 meters toward the southeast of the Proposed Project area and receptor 4 is a rural residential zone located at 658 meters toward the southeast of the Proposed Project area. Receptor 5 is a residential zone located at 861 meters towards the north of the Proposed Project area. All these receptors are located at a distance greater than 500 meters measured from the center of the Project site.

The Environmental Quality Board's (EQB) classification and location of all the receptors evaluated are provided below.

- **Receptor 1** (Zone II – Commercial) - Farmacia del Carmen at PR-2;
- **Receptor 2** (Zone IV-Tranquility) - Hospital Dr. Susoni at Victor Rojas Ave. (PR-680).
- **Receptor 3** (Zone I – Industrial) – Battery Recycling, Inc. at PR-2 Km 72.2.

- **Receptor 4** (Zone I – Residential) –Group of Rural Residential Properties located at PR-2 Northbound;
- **Receptor 5** (Zone I – Residential) - Residential Properties located at toward the north of the Land Authority Property.

In addition, noise levels were measured at three (3) receptors located along PR-2 to establish existing noise conditions influenced by the traffic of trucks and other vehicles.

Existing sound levels were measured with an Extech sound level meter, Model 407764. Predictive methods were used to study the sound levels generated by the facilities and empirical equations were used for the computation of future sound levels that may be perceived at each receptor. Predicted sound levels were then compared with the noise criteria established by the EQB’s Noise Pollution Control Regulation, amended version (EQB, 1987).

The results of the noise analysis for the daytime and nighttime periods are summarized in **Section 4** of this document. Based on the analysis described above, the following findings, conclusions, and recommendations were drawn:

- During the daytime period, existing sound levels exceeded the regulatory limits at Receptors 2 and 4. At Receptors 1, 3, 4, and 5 the main source of noise was traffic along PR-2. At Receptor 2, the main source of noise was the vehicular traffic along Palma Street and Victor Rojas Avenue.
- Receptors 2, 4, and 5 exceeded the EQB background noise limits during the nighttime period. Noise levels at Receptors 4 and 5 are mostly influenced by the vehicular traffic along PR-2 during the nighttime period. Meanwhile, Receptor 2 nighttime noise levels are mostly influenced by the traffic along Palma Street and Victor Rojas Avenue.
- Receptors 6 and 7 did not exceed the Federal Highway Administration (FHWA) guidelines of 70 dB (A) for noise abatement in highway projects. However, Receptor 8 exceeded the FHWA guideline limit. CSA estimates that due to the operation of the

proposed project an increase in vehicular traffic through the PR-2 is expected, specifically solid waste trucks that will unload waste at the proposed project. The traffic of trucks could cause an increase in noise levels in the residential and commercial areas adjacent to PR-2. However, currently all receptors are affected by the noise generated by the traffic of trucks along PR-2, since the area is basically commercial and industrial. Therefore, a slightly moderate noise increase is anticipated in the zone due to additional truck traffic volume.

- The construction phase of the Proposed Project is estimated to last 2 years. The construction activities expected to produce the most amount of noise are pile driving and sheet piling installation. These activities are expected to occur during the first three (3) months of construction. Based on the noise impact results during the project's construction phase, no significant increases in noise levels are expected during the pile driving activities at all receptor locations, since the closest one (Receptor 4) to the proposed project is at approximately 547 meters of distance from corresponding proposed building area within the site. Also, pile driving activities will be conducted during the daytime period.
- The operation of the Proposed Project is not expected to increase the noise levels already experienced in the area or surrounding areas during the daytime period.

It is recommended that sound control measures be used during the construction and operation of the Proposed Project, to minimize potential increases of background noise levels in the area. The noise reduction measures must include controls at the noise source (e.g., sound mufflers) and controls in the trajectory of the sound, such as barriers and other attenuation structures. The following noise control measures are suggested:

- Plan construction activities during the diurnal period;
- Ensure that all construction equipment have noise mufflers and are in good working order;
- Position the noisiest equipment as far as possible from the most sensitive areas;



- Diminish the equipment's time operation in the proximity of the most sensitive areas;  
and
- Incorporate the use of silencers, permanent barriers, and/or shielding into the equipment to be used during the operation of the proposed project.

## 2 INTRODUCTION

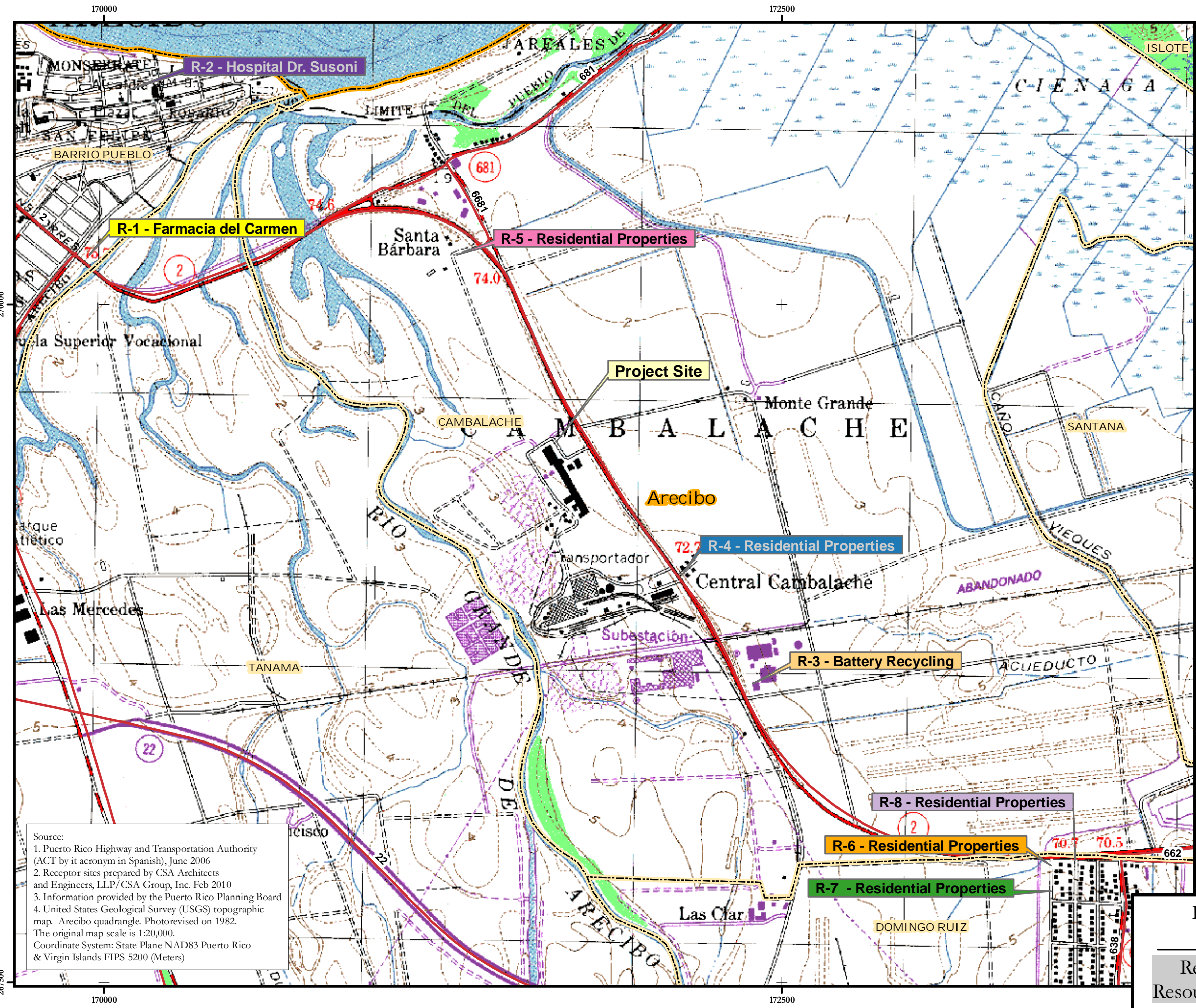
CSA Architects & Engineers and CSA Group, Inc. (CSA) was contracted by Energy Answers International to conduct a *Noise Survey* as part of the environmental studies that are being performed for the planning phase of the Renewable Power Generation and Resources Recovery Facility in the Municipality of Arecibo. Receptor selection and noise measurements were performed following the Puerto Rico Environmental Quality Board (EQB) Noise Regulation (*Article I of the Puerto Rico Noise Pollution Control Regulation, Amended Version*, (EQB, 1987).

CSA identified five (5) sensitive receptors (identified as 1 through 5) that could be impacted by noise associated with the construction and operation of the Proposed Project (**Figure 2-1. Location Map**).

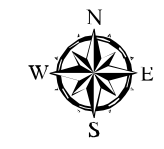
In addition, three (3) receptors were selected south of PR-2 to evaluate the existing noise conditions related to the traffic in the area and evaluate the potential impacts due to an increase in truck traffic as a result of the operation of the proposed project (refer to **Figure 2-2. Receptors Location**).

REUSE OF DOCUMENTS, THIS DOCUMENT, AND THE IDEAS AND DESIGNS INCORPORATED HEREIN, AS AN INSTRUMENT OF PROFESSIONAL SERVICE, IS THE PROPERTY OF CSA GROUP AND IS NOT TO BE USED, IN WHOLE OR IN PART, FOR ANY OTHER PROJECT WITHOUT THE WRITTEN AUTHORIZATION OF CSA GROUP.

H:\PP\18\08\GIS\General\Receptor\Loc\Topo.mxd gis team 1 Feb 10 04:48:08 AM 9.2



Source:  
 1. Puerto Rico Highway and Transportation Authority (ACT by its acronym in Spanish), June 2006  
 2. Receptor sites prepared by CSA Architects and Engineers, LLP/CSA Group, Inc. Feb 2010  
 3. Information provided by the Puerto Rico Planning Board  
 4. United States Geological Survey (USGS) topographic map. Arecibo quadrangle. Photorevised on 1982.  
 The original map scale is 1:20,000.  
 Coordinate System: State Plane NAD83 Puerto Rico & Virgin Islands FIPS 5200 (Meters)



Scale: 1:14,000



**Legend:**

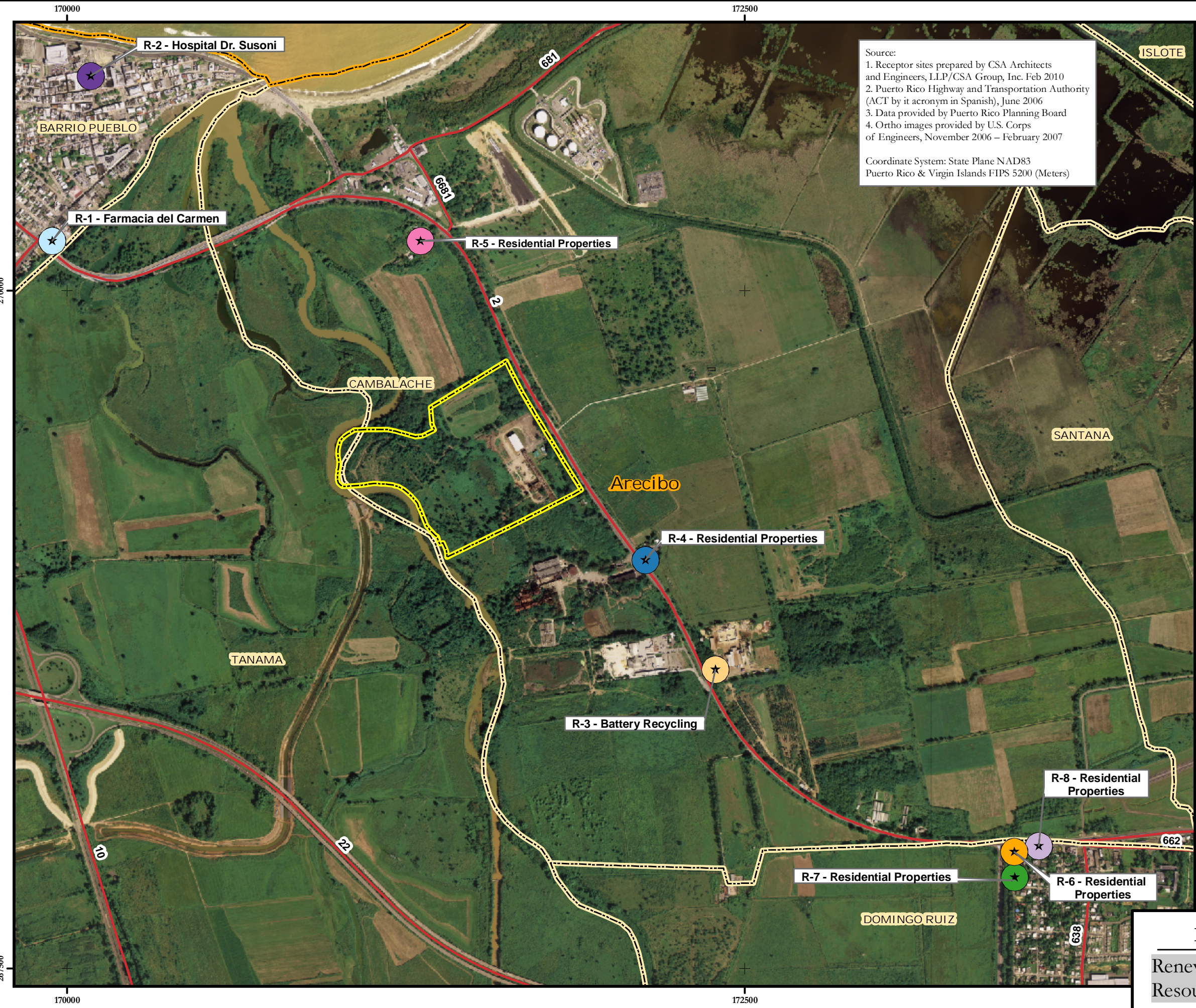
- Receptors<sup>2</sup>
- ★ R-1, Farmacia del Carmen, Commercial
  - ★ R-2, Hospital Susoni, Tranquility
  - ★ R-3, Battery Recycling, Industrial
  - ★ R-4, Residential Properties
  - ★ R-5, Residential Properties
  - ★ R-6, Residential Properties
  - ★ R-7, Residential Properties
  - ★ R-8, Residential Properties
- Roads<sup>1</sup>
- Project Limit
  - Municipal Limit<sup>3</sup>
  - Ward Limit<sup>3</sup>



**Figure 2-1 Receptors Location Topographic Map**  
 Renewable Power Generation and Resources Recovery Facility Arecibo, PR

\*REUSE OF DOCUMENTS, THIS DOCUMENT, AND THE IDEAS AND DESIGNS INCORPORATED HEREIN, AS AN INSTRUMENT OF PROFESSIONAL SERVICE, IS THE PROPERTY OF CSA GROUP AND IS NOT TO BE USED, IN WHOLE OR IN PART, FOR ANY OTHER PROJECT WITHOUT THE WRITTEN AUTHORIZATION OF CSA GROUP.\*

H:\PP18\18\000\GIS\General\ReceptorLoc\Aerial.mxd gis team 22 feb 10 ndareber AV 9.2



Source:  
 1. Receptor sites prepared by CSA Architects and Engineers, LLP/CSA Group, Inc. Feb 2010  
 2. Puerto Rico Highway and Transportation Authority (ACT by it acronym in Spanish), June 2006  
 3. Data provided by Puerto Rico Planning Board  
 4. Ortho images provided by U.S. Corps of Engineers, November 2006 – February 2007  
  
 Coordinate System: State Plane NAD83  
 Puerto Rico & Virgin Islands FIPS 5200 (Meters)



Scale: 1:14,000  
 0 150 300 600 Meters

**Legend:**

**Receptors<sup>1</sup>**

- ★ R-1, Farmacia del Carmen, Commercial
- ★ R-2, Hospital Dr. Susoni, Tranquility
- ★ R-3, Battery Recycling, Industrial
- ★ R-4, Residential Properties
- ★ R-5, Residential Properties
- ★ R-6, Residential Properties
- ★ R-7, Residential Properties
- ★ R-8, Residential Properties

Project Limit

Roads<sup>2</sup>

Municipal Limit<sup>3</sup>

Ward Limit<sup>3</sup>



**Figure 2-2 Receptors Aerial Map**  
 Renewable Power Generation and Resources Recovery Facility Arecibo, PR

### 3 METHODOLOGY

#### 3.1 Field Study

The field investigation was performed on January 21st. and 22nd, 2010; it was continued on February 16th, 2010 and on March 27, 2010. The purpose of the study was to determine existing background noise (sound) levels around the Proposed Project area.

During the site visit, five (5) sampling points were chosen. The locations of the sampling points surrounding the project area are based on the receptors that potentially would be the most impacted during the construction and operation of the Proposed Project. These receptors were distributed throughout *Residential, Commercial, Tranquility, and Industrial Zones*, as defined by the EQB Noise Regulation (1987). The selected receptors represent the set of environmental noise conditions that characterize the proposed site and its surroundings.

In addition, three (3) additional receptors adjacent to PR-2 (south of) and near the Proposed Project were included in the field investigations. These receptors are identified as 6 through 8 and were mainly residential areas. The purpose of collecting these sampling points was to evaluate the existing noise levels generated by vehicular traffic along PR-2.

**Table 3-1** provides the description and location of each receptor. A graphical representation of receptor locations is illustrated in **Figure 2-1. Location Map**

**Table 3-1. Receptors Identification**

| Receptor | Zone Classification   | Coordinates   |               | Location Description<br>Latitude            |
|----------|-----------------------|---------------|---------------|---|
|          |                       | Latitude      | Longitude     |   |
| 1        | Zone II – Commercial  | 18°28'1.69"N  | 66°43'4.21"W  | Farmacia Del Carmen                         |
| 2        | Zone IV – Tranquility | 18°28'22.95"N | 66°42'59.56"W | Hospital Dr. Susoni                         |
| 3        | Zone III – Industrial | 18°27'9.95"N  | 66°41'41.73"W | Battery Recycling, Inc.                     |
| 4        | Zone I – Residential  | 18°27'23.93"N | 66°41'49.77"W | Residential Properties                      |
| 5        | Zone I – Residential  | 18°28'2.14"N  | 66°42'17.99"W | Residential Properties Santa Barbara Parcel |
|          |                       |               |               |   |
| 6        | Zone I – Residential  | 18°26'49.15"N | 66°41'3.17"W  | Domingo Ruiz Ward (Residential)             |
| 7        | Zone I – Residential  | 18°26'46.53"N | 66°41'3.26"W  | Domingo Ruiz (Residential)                  |
| 8        | Zone I – Residential  | 18°26'49.41"N | 66°41'0.16"W  | Domingo Ruiz (Residential)                  |

### 3.2 Sound Level Meter

An EXTECH sound level meter (model 407764) was used to obtain baseline sound measurements. This sound level meter allows for the digital analysis of 1/3 octave bands real time, and meets Occupational Safety and Health Administration (OSHA) and Department of Transportation (DOT) standards. Using the signal produced by a single microphone, the EXTECH sound monitor can determine and store sound pressure levels.

**Table 3-2** summarizes the technical specifications of the sound level meter. The instruction manual and calibration certificates are included in **Appendix A**.

**Table 3-2. Sound Level Meter Specifications**

|                                     |  |
|-------------------------------------|--|
| <b>Equipment</b>                    | Datalogging Sound Level Meter  |
| <b>Model</b>                        | 407764   |
| <b>Manufacturer</b>                 | EXTECH Instruments Corporation<br>285 Bear Hill Road<br>Waltham, MA 02451-1064 |
| <b>Class</b>                        | Type 2 portable  |
| <b>Range</b>                        | 30 – 130 dB  |
| <b>Accuracy</b>                     | ± 1.5 dB (under reference conditions)  |
| <b>Uses</b>                         | Compliance with OSHA and DOT, noise levels vs. time analysis, noise surveys    |
| <b>Scale</b>                        | A  |
| <b>Sound Level Calibrator Range</b> | 94 and 114 dB  |

The sound level meter provides an instant sound pressure reading that may be used to estimate the following measurement functions:

- Equivalent continuous sound level ( $L_{eq}$ );
- Maximum and minimum sound wave pressure levels ( $L_{max}$  and  $L_{min}$ ); and
- Sound wave pressure level percentile ( $L_{10}$ ,  $L_{50}$ ,  $L_{90}$ , etc.).

The sound level meter frequency weightings may be selected by the user for the “A,” “C” or “Flat” sound scales. With the ‘A’ weighting selection, the meter responds like the human ear, boosting and cutting the noise amplitude over the frequency spectrum. ‘A’ weighting scale is used for environmental measurements, OSHA regulatory testing, law enforcement, and workplace design. Select ‘C’ weighting is utilized for flat response measurements (not used for boost or cut). ‘C’ weighting scale is suitable for analyzing the sound level generated by machines, engines, etc.

The sound level meter measurement time may also be pre-selected. Timing between readings may be selected to be fast or slow. The fast mode captures noise peaks and noises that occur very quickly. In fast mode, the meter responds in 200ms. The slow mode (meter responds in 500ms) monitors a sound source that has a reasonably consistent noise level or to average quickly changing levels. Selection of fast or slow is determined by the application and any directives or standards related to that application.

Most OSHA related testing is performed using 'A' weighting and slow response time settings. For this survey, the testing was performed using ‘A’ weighting and slow response time settings.

The sound level meter is calibrated with a 94/114 decibel (dB) sound level calibrator. This calibrator is a small translator moved by an integrated-circuit oscillator which, when placed over a microphone, generates a noise level of 94 dB or 114 dB. Sound pressure level measurements were taken using a pre-polarized condenser microphone. Moreover, to counteract the possibility of incorrect measurements due to the wind, a windscreen was placed on the microphone to attenuate the wind’s effects. The unit has a measurement range of 30-130 dB and a precision of  $\pm 1.5$  dB resolutions in the average frequency reaches.

The sound level measurements were set to take readings every 2 seconds, during a 30-minute period, and at a frequency-weighted sound ‘A’ scale. The field calibration, which was performed daily, was done with the unit calibrator, using the 94/114 dB Acoustical Calibrator.



The sound level meter's technical specifications are included in **Appendix A**.

### **3.3 Impact Analysis**

Once background noise (existing sound) levels were determined at each receptor, prediction methodologies were used to determine potential impacts to these receptors during construction and operation of the Proposed Project. These methodologies are discussed in detail in **Section 3.5 Analysis of Data**.

### **3.4 Data Collection**

The purpose of determining current sound levels within areas surrounding the Proposed Project at the time of the study was to assess the impact of the Proposed Project on the neighboring community sound levels. Background noise (existing sound) level studies are needed to establish the design criteria necessary to avoid adverse impacts caused by noise. Existing sound level measurements, recorded as a part of the *Noise Survey Report*, will also help in the characterization process of the sound levels in the area for the Proposed Project.

Noise Pollution Control Regulations adopted by the EQB establish different sound level criteria for daytime and nighttime hours. To evaluate existing sound levels against those limits, sound level measurements were taken during the daytime and nighttime hours, for each one of the previously identified receptors. As defined by the EQB, the daytime period begins at 7:01 AM and ends at 10:00 PM, with the nighttime period beginning at 10:01 PM and ends at 7:00 AM. The selected receptors (R1 through R5) correspond to the closest locations that represents each of the four zones (Zones I, II, III and IV) as defined in *Article I* of the *Puerto Rico Noise Pollution Control Regulation, Amended Version*, (EQB, 1987), in which the greatest noise impact from a proposed project is expected to occur. In addition, three (3) receptors were selected along the PR-2 adjacent areas to assess the existing noise conditions of the areas and evaluate impacts related to potential traffic increases.

The sound level meter described in the previous section was used to compile field data needed to characterize the area's acoustical environment. Whenever feasible, the line of vision was used as a criterion to locate the sound level meter. The microphone was placed over a tripod, at a height of approximately 1.2 to 1.5 meters and a distance of, at least, 5

meters from any vertical surface capable of reflecting the noise. The tip of the instrument was pointed towards the direction of the main source of noise at each receptor location. The main source of noise per receptor is described in the Noise Survey Report field notes at **Appendix B**. The sound level meter was programmed to measure and collect the noise data every 2 seconds over a period of time of at least 30 minutes. The  $L_{10}$  parameter (i.e., the “A” scale sound level dB(A) exceeded 10% of the time) was then estimated and compared to the noise emission levels established by the EQB regulation.

Several measures were implemented during the sampling event in order to prevent sample contamination. The microphone was covered with a plastic filter (wind screen) during the period of data collection to attenuate the noise caused by the wind. The samples were also taken during suitable climatologic conditions: never during periods of precipitation or when wind velocity exceeded 18 km/hr.

A written registry of general field conditions was prepared during sampling. The registry includes the following information:

- Instrument model and serial number;
- General climatic conditions, such as temperature, wind direction and speed, humidity, and weather conditions at the time of the measurement;
- Site diagram, showing sound source and receptor location;
- Sample ID;
- Date and time of sample collection;
- Location and type of the receptor; and,
- Relevant observations of the sample location.

Copies of these registries (noise survey field notes) are included in **Appendix B** of this report. The measurements taken are summarized in the graphs included in **Section 4**.

### 3.5 Analysis of Data

#### 3.5.1 Background Noise (Existing Sound) Levels

Once the survey period was completed, data was analyzed to determine sound levels within the vicinity of the Proposed Project.

The variations in noise pressure associated with the audible experience of everyday life comprise a range of factors of more than one million to one. On the superior portion of the range may be the sound generated by a motor jet and on the inferior portion of the range may be the sound generated by a pin falling on the floor. Instead of expressing sound pressure in units that vary from a million to one, it results more convenient to condense the range to a scale from 0 to 120 and designate the unit as a decibel (dB).

The levels of sound pressure were considered using scale 'A'. The ear is not as effective detecting low frequency (LF) sounds like those of high frequency. This means that LF sounds at the same level of dB are not heard as high as sounds of high frequency. The sound level meter imitates the human ear using an electronic filter called filter 'A'. A level of noise measured with this filter is named as dB(A). Practically all the sounds are moderate using filter A. The level of sound pressure in dB (A) gives a more precise instruction of the noise intensity.

The following levels of sound pressure were considered for the existing conditions:

- $L_{eq}$  Level of pressure of equivalent sound, defined as the level of constant noise that on a of specific time period, 30 minutes in this case, would produce the energy equivalent to the fluctuating sound that happens in reality.
- $L_{10}$  Level of sound pressure that exceeds 10% the time of which the sound is measured.

The impact analysis is carried out using an estimated  $L_{10}$ , which was compared to the limits of noise emissions established by the EQB.

### 3.5.2 Sound Level Impacts

The sound pressure level (SPL) of a localized emitting source may diverge, and the SPL in a specific point follows generally predictable rules, diminishing in proportion to increased distance from the emission source. Variations in the propagation of sound in open spaces are a function of frequency, environmental factors, and certain directional characteristics of the emission source. To estimate sound levels in areas neighboring the proposed facilities, a hypothetical series of actions were formulated based on a conservative scenario for each one of these factors. These hypothetical series of actions assume that:

- The terrain is flat and there is no surface capable of reflecting and obstructing sound; and,
- The wind's velocity is sufficient to cancel any ground sound absorption effect.

The prediction of anticipated sound levels resulting from the Proposed Project was determined by using the distance effect and an empirical equation. The sound pressure levels issued from a noise source decrease uniformly in all directions as the sound moves away from the source, according to the following equation:

$$L_r = L_s - 20 * \text{LOG } 10 (D_r/D_s) - DT$$

where:

$L_r$  – is the sound pressure level experienced by the receptor as a result of the sound pressure level  $L_s$  produced by the noise-emitting source.

$L_s$  – is the effective sound pressure level at a distance of 1-meter from the noise-emitting source.

$D_r$  – is the distance, in meters, between the noise-emitting source and the receptor.

$D_s$  – is the base distance for the sound pressure level of the emission source – 1 meter.

DT – is the distance term used to account for several natural and environmental causes of sound attenuation; assuming the worst-case scenario for a hypothetical series of actions, DT = 0

The sound pressure levels experienced by the receptor due to two separate noise emitting sources can be combined for a resulting or net sound pressure level using the following empirical equation:

$$L_n = \text{MAX} (L_1 \text{ and } L_2) + 3 * \text{EXP} - (0.18 * |L_1 - L_2|)$$

where:

$L_n$  – is the net, or additive, sound pressure level, experienced by the receptor.

$L_1$  – is the sound emission level from a noise-emitting source (or the combination of multiple sources) experienced by the receptor.

$L_2$  – is the sound pressure level of a second noise-emitting source, or the background environmental noise level experienced by the receptor.

MAX ( $L_1$  and  $L_2$ ) – is the highest value for  $L_1$  or  $L_2$ .

$|L_1 - L_2|$  – is the absolute value of the difference between sound pressure levels  $L_1$  and  $L_2$ .

### **3.5.2.1 Sound Level Impacts Due to Construction of the Proposed Project**

The construction of the Proposed Project would cause an increase in the sound levels of the surrounding area based on the use of construction equipment and the construction's traffic. The increase in sound levels is a result of the operation of the engines of stationary equipment, equipment used for the earthwork, and transportation of materials; as well as to the interaction of the equipment with these materials. The increase in sound levels during construction depends on many factors, such as the number and type of equipment being used, the location of the equipment within the construction site, and the time that the equipment is used on the construction site, among other things.

Following the Federal Highway Administration (FHWA) Highway Construction Noise Handbook (2006), the sound level perceived at a receptor due to the noise generated by construction equipment may be predicted using the following formula:

$$L_{10} = L_{\text{max. @ 50 ft}} - 20 \text{ Log } (D/50) + 10 \text{ Log } (UF/100) + 3$$

where,

$L_{\text{max @ 50 ft}}$  – is the emission level for the equipment at 50 feet.

D – is the distance in feet between the equipment and the receptor.

UF – is the time-averaging equipment usage factor, expressed in percent.

The 3 dB(A) adjustment factor at the end of the formula was empirically determined by the FHWA as the average difference between  $L_{\text{eq}}$  and  $L_{10}$  sound levels during construction. The previous formula may also be used to determine the maximum sound level predicted at the receptor by eliminating the usage factor term and the 3 dB(A) term from the algorithm.

The sound levels and usage factors for different construction equipment are included in **Table 3-3.**

**Table 3-3. Typical Sound Levels Generated by Construction Equipment**

| Equipment Description    | $L_{\max}$ @ 50 feet<br>dB(A) | Usage Factor<br>% |
|--------------------------|-------------------------------|-------------------|
| Auger Drill Rig          | 85                            | 20                |
| Backhoe                  | 80                            | 40                |
| Chain Saw                | 85                            | 20                |
| Compactor (ground)       | 80                            | 20                |
| Compressor (air)         | 80                            | 40                |
| Concrete Mixer Truck     | 85                            | 40                |
| Concrete Pump Truck      | 82                            | 20                |
| Concrete Saw             | 90                            | 20                |
| Crane                    | 85                            | 16                |
| Dozer                    | 85                            | 40                |
| Dump Truck               | 84                            | 40                |
| Excavator                | 85                            | 40                |
| Front End Loader         | 80                            | 40                |
| Generator                | 82                            | 50                |
| Grader                   | 85                            | 40                |
| Impact Pile Driver       | 95                            | 20                |
| Jackhammer               | 85                            | 20                |
| Paver                    | 85                            | 50                |
| Pumps                    | 77                            | 50                |
| Roller                   | 85                            | 20                |
| Scraper                  | 85                            | 40                |
| Vibratory Concrete Mixer | 80                            | 20                |
| Welder/Torch             | 73                            | 40                |

Source: Adapted from FHWA Highway Construction Noise Handbook (2006)

The noise impact caused by multiple construction equipment operations at a specific receptor may be determined by the addition of the sound levels from each source, using the formula presented in **Section 3.5.2**.

**Section 4** describes the noise impacts to identified receptors from construction activities of the Proposed Project. The construction activity that could potentially have the most noise impact is pile driving. From **Table 3-3**, pile driving has the highest maximum noise emission

level (L max @ 50 feet=95 dBA). Therefore; noise generator calculations were performed using this noise emission level, as a conservative assumption.

### **3.5.2.2 Sound Level Impacts Due to Operation of the Proposed Project**

The Proposed Project is a Renewable Power Generation and Resources Recovery Facility that generates electrical power and recovers recyclable materials (metals, etc.) from Processed Refused Fuel (PRF<sup>TM</sup>) and Supplementary Fuels. Most of the project site is inactive but one building that is used for commercial (service) purposes. However, zoning at project site and at nearby areas is classified as industrial. This is important to note since the operation of the proposed project will provide a new source of noise in the area.

Secondly, it is expected that an increase in traffic volume will occur at PR-2 due to the operation of the proposed project. Consequently, an increase in noise levels in the area should be expected. However, according to the *Highway Traffic Noise and Abatement Policy and Guidance (Department of Transportation)*, the level of highway traffic noise depends on three factors: the volume of traffic, the speed of traffic, and the number of trucks in traffic flow. Generally, the loudness of traffic noise is increased by heavier traffic volumes, higher speeds, and greater numbers of trucks<sup>1</sup>.

---

<sup>1</sup> U.S. Department of Transportation, Federal Highway Administration, Office of Environment and Planning, *The Highway Traffic Noise and Abatement Policy and Guidance*, June 1995, pg 5



## 4 RESULTS

### 4.1 Existing Sound Levels

Measures of existing sound levels at the selected receptors, 1 through 5, are presented in **Table 4-1**. The graphical interpretation of the data is illustrated in **Figure 4-1** to **Figure 4-3**.

**Appendix C** contains tables with the sound level data measured during the survey.

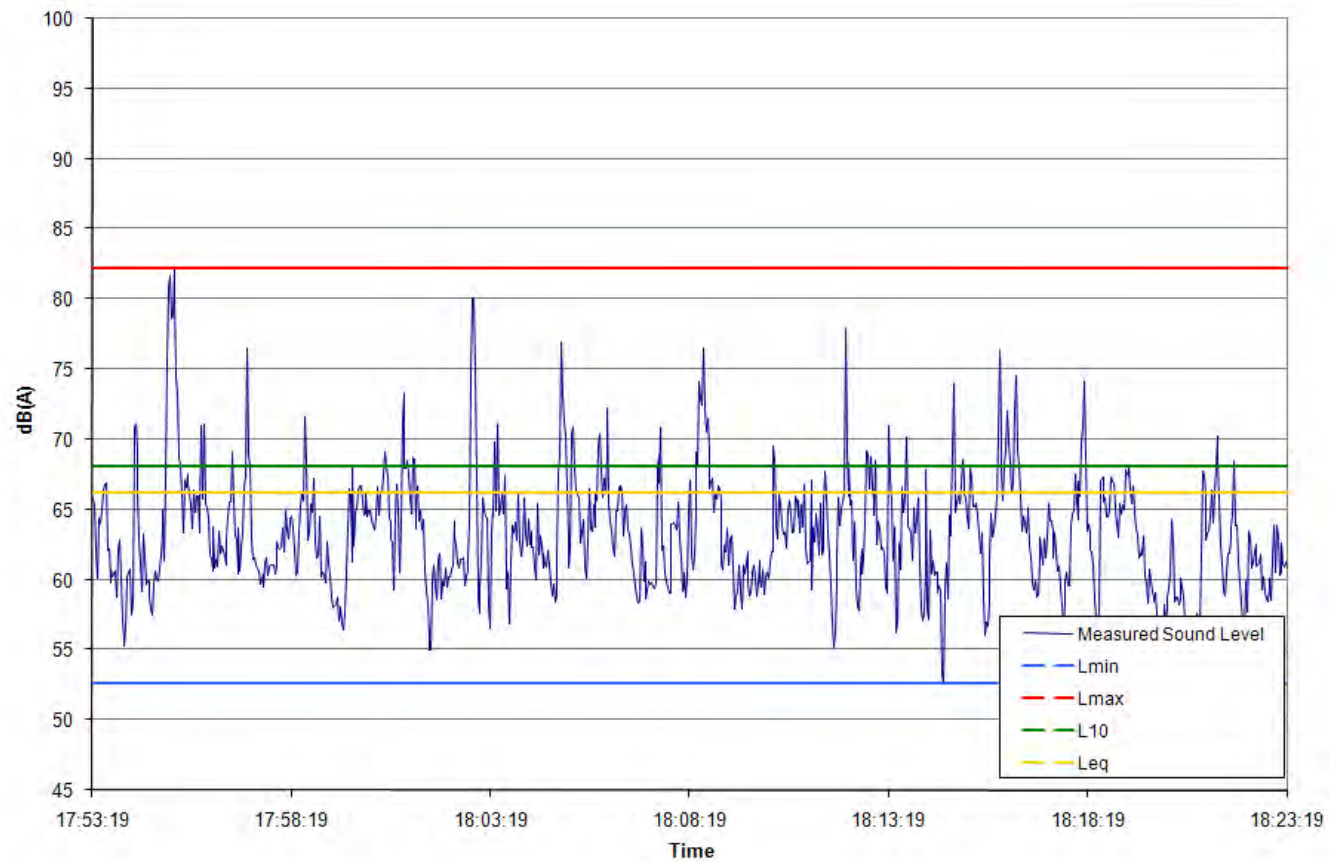
**Table 4-1. Existing Sound Levels**

| Period    | Receptor | $L_{eq}$<br>dB(A) | $L_{10}$<br>dB(A) | $L_{min}$<br>dB(A) | $L_{max}$<br>dB(A) |
|-----------|----------|-------------------|-------------------|--------------------|--------------------|
| Daytime   | 1        | 66.2              | 68.1              | 52.6               | 82.2               |
|           | 2        | 66.8              | 68.8              | 56.6               | 86.5               |
|           | 3        | 74.1              | 78.3              | 57.7               | 91.9               |
|           | 4        | 71.1              | 74.9              | 56.6               | 81.1               |
|           | 5        | 61.1              | 64.0              | 53.8               | 69.7               |
| Nighttime | 1        | 63.1              | 66.0              | 52.9               | 78.7               |
|           | 2        | 66.7              | 68.8              | 56.6               | 86.5               |
|           | 3        | 68.9              | 73.9              | 51.0               | 83.5               |
|           | 4        | 66.8              | 70.3              | 49.1               | 85.8               |
|           | 5        | 60.1              | 63.5              | 52.3               | 68.4               |

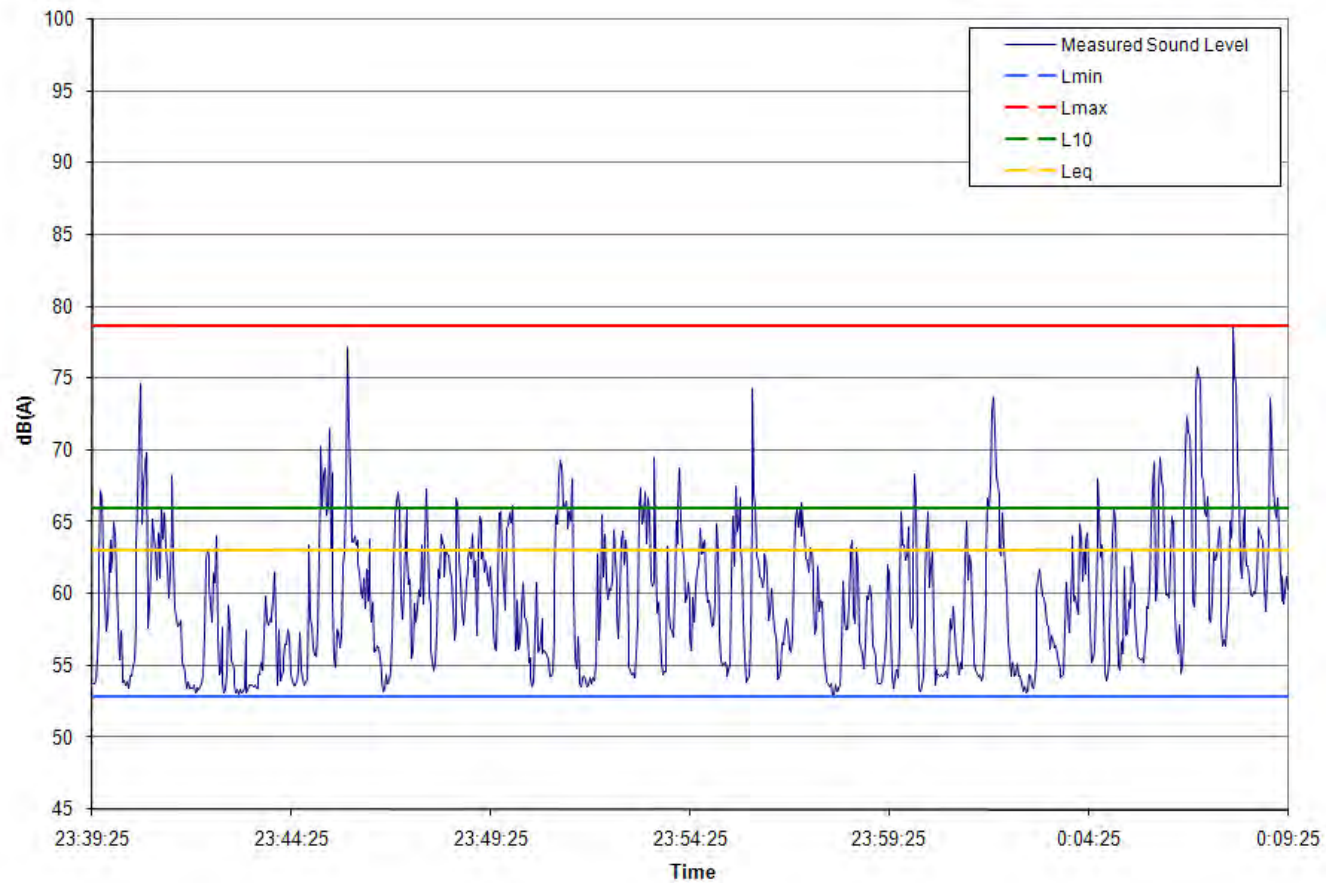
**Table 4-2** presents the results of the existing sound measures collected along the residential areas adjacent or near the PR-2 for the evaluation of existing noise impact levels in the area due to the traffic of trucks.

**Table 4-2. Existing Sound Levels for Receptors 6 to 8**

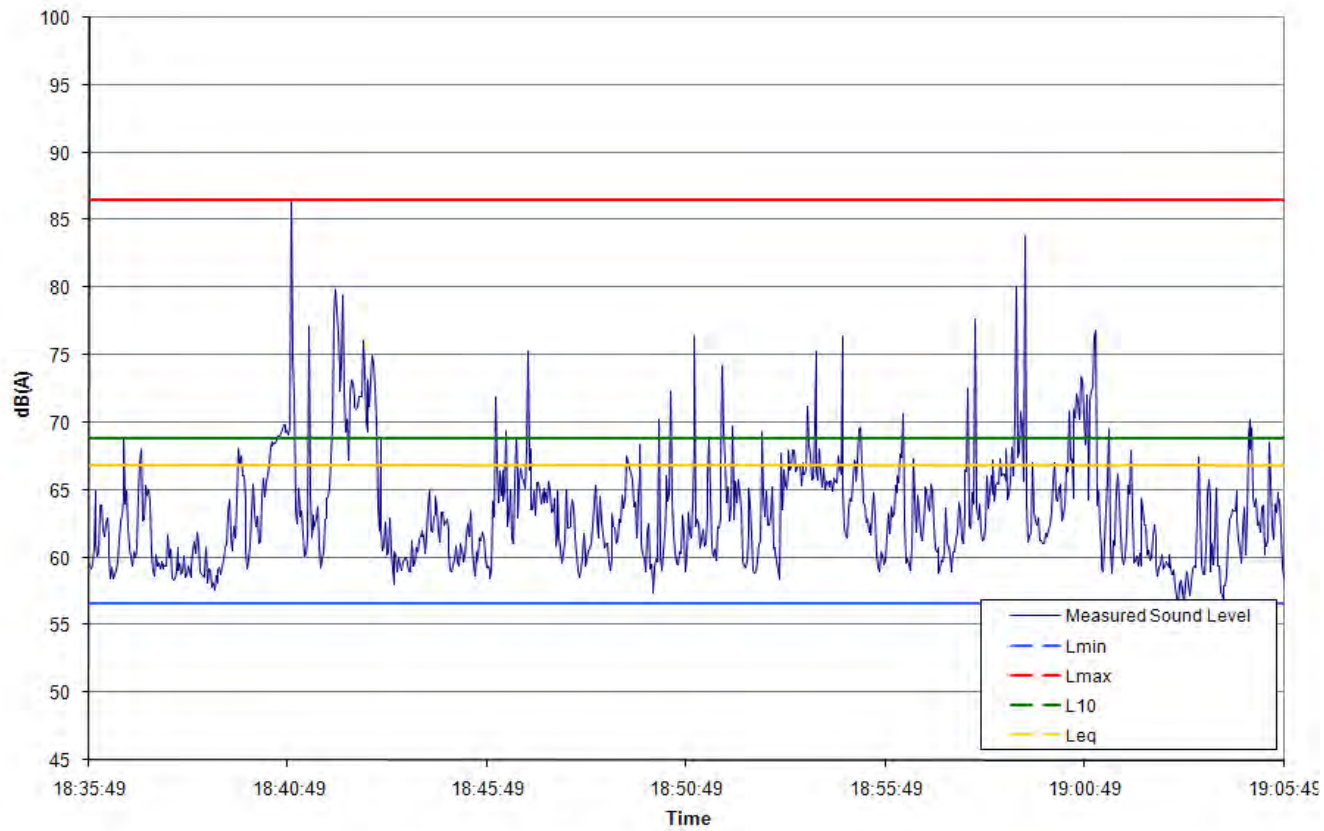
| Period  | Receptor | $L_{eq}$<br>dB(A) | $L_{10}$<br>dB(A) | $L_{min}$<br>dB(A) | $L_{max}$<br>dB(A) |
|---------|----------|-------------------|-------------------|--------------------|--------------------|
| Daytime | 6        | 61.0              | 66.9              | 50.7               | 78.4               |
|         | 7        | 56.6              | 62.10             | 48.2               | 71.4               |
|         | 8        | 70.7              | 72.0              | 54.0               | 96.3               |



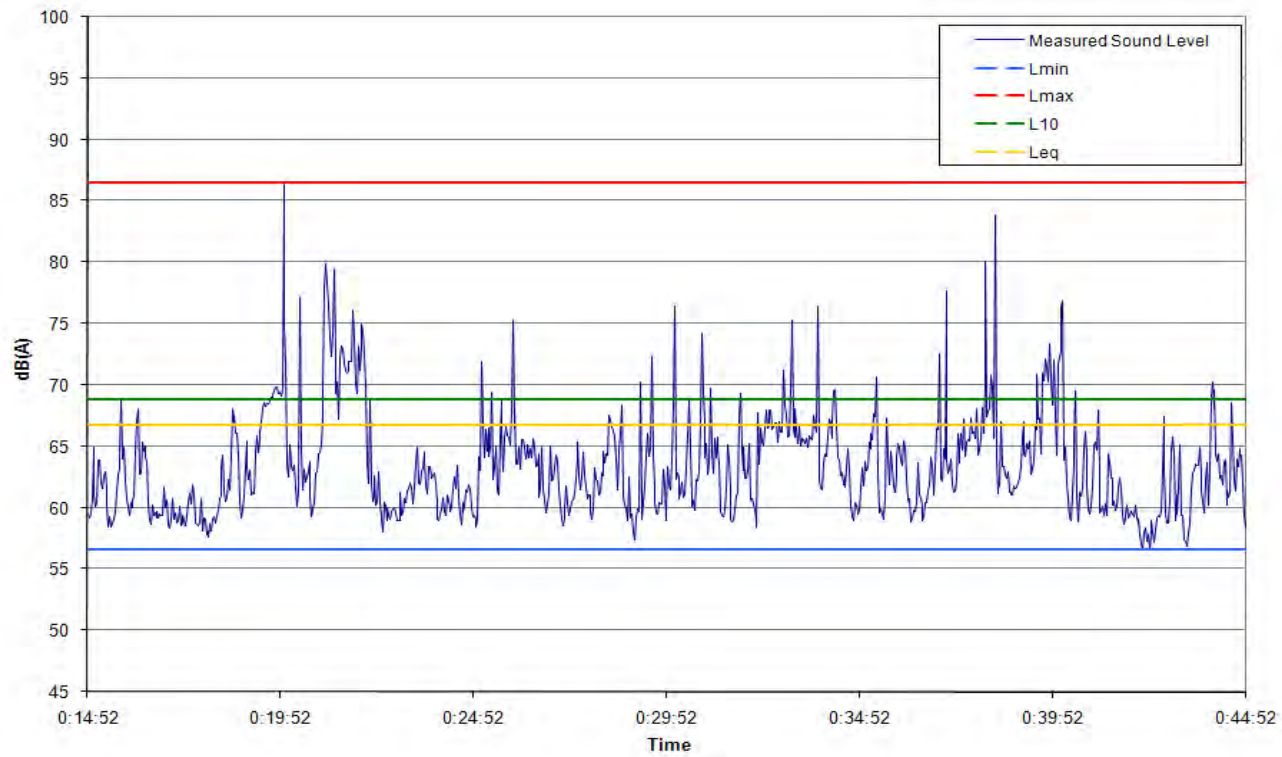
**Figure 4-1. Measured Sound Levels – Receptor 1 Daytime**



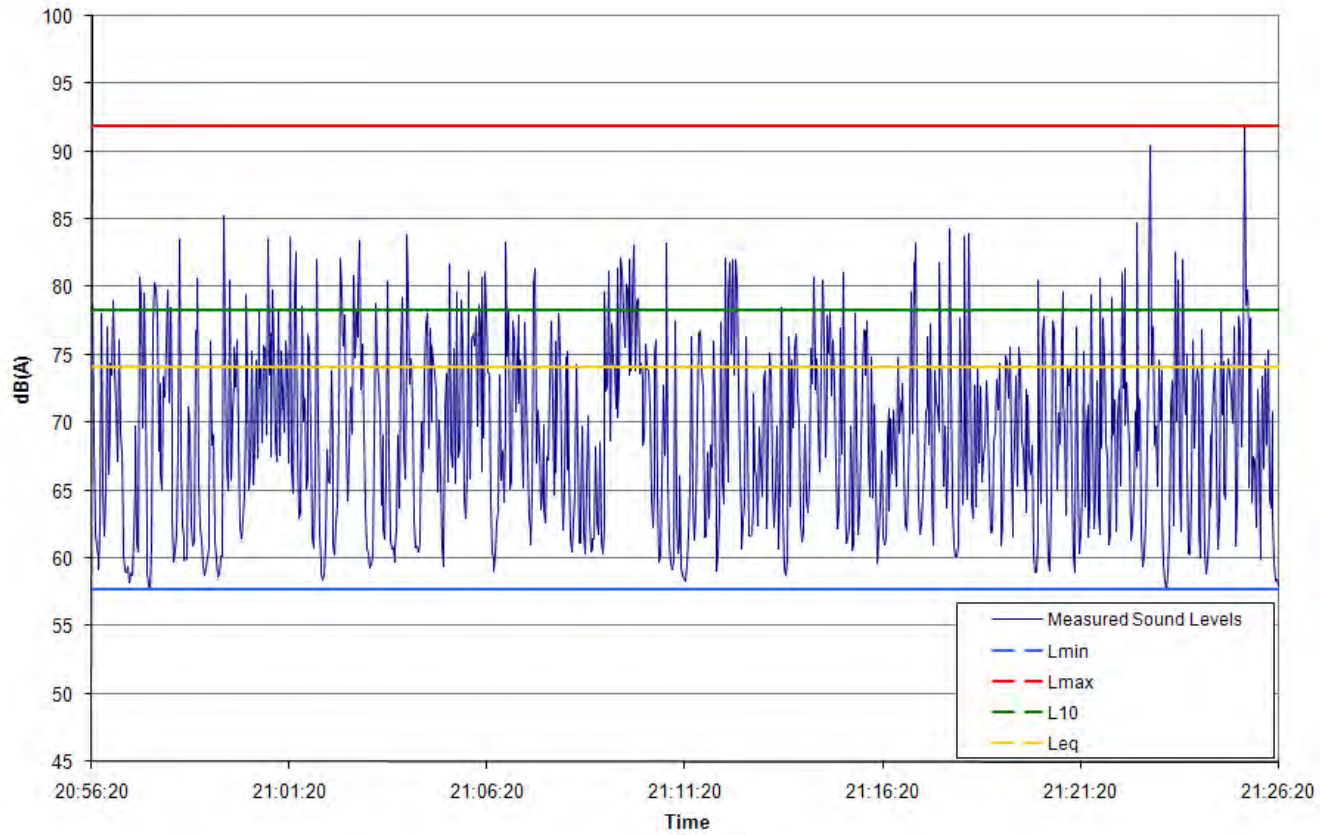
**Figure 4-2. Measured Sound Levels – Receptor 1 Nighttime**



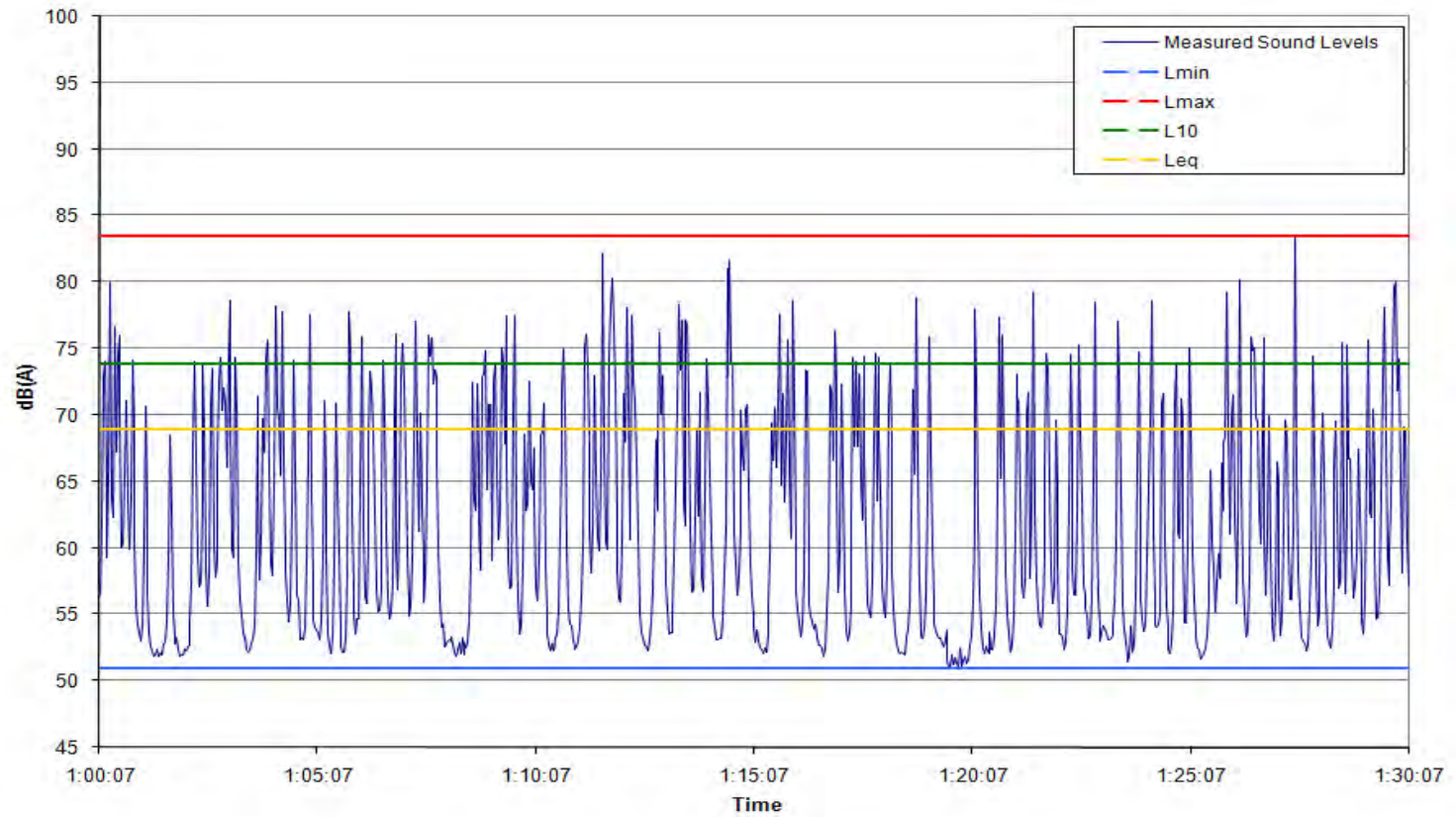
**Figure 4-3. Measured Sound Levels – Receptor 2 Daytime**



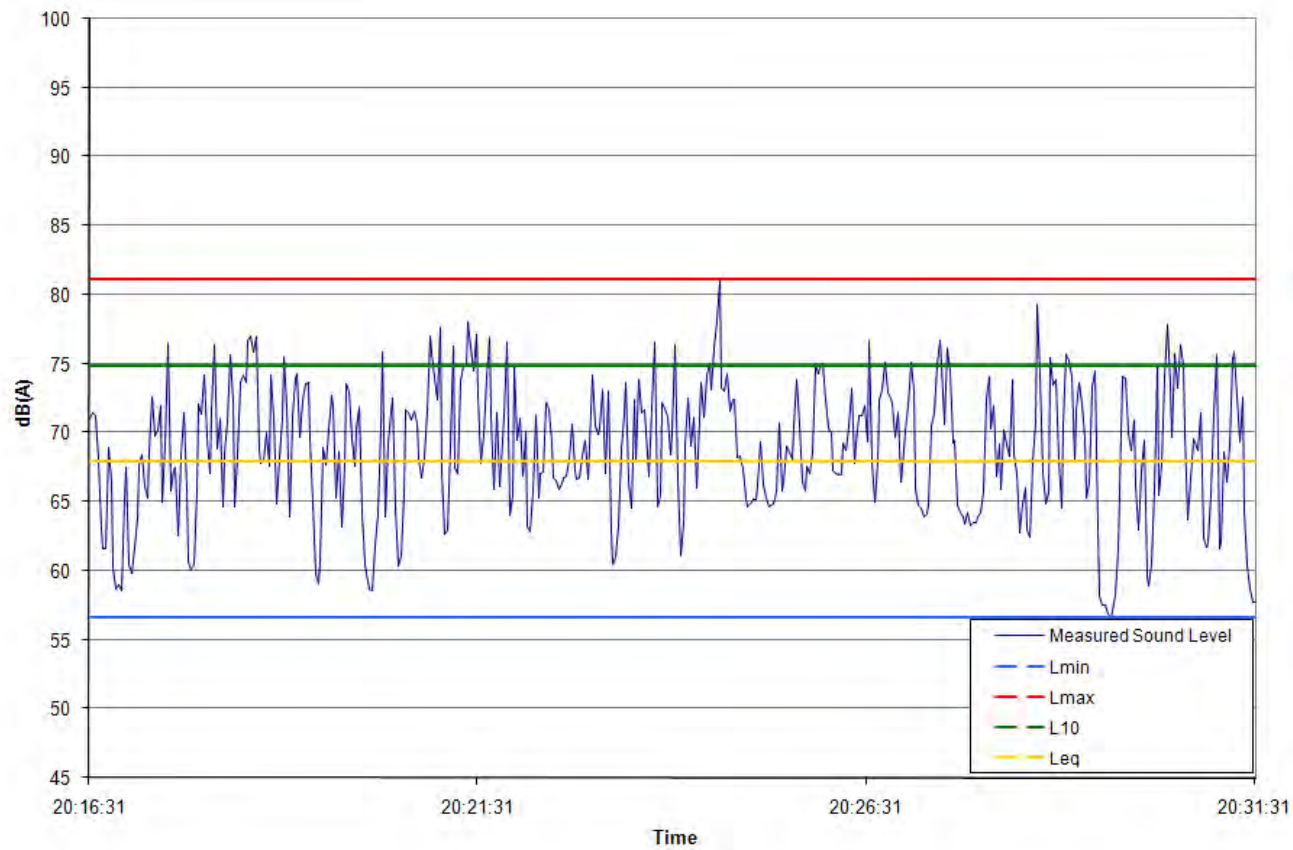
**Figure 4-4. Measured Sound Levels – Receptor 2 Nighttime**



**Figure 4-5. Measured Sound Levels – Receptor 3 Daytime**

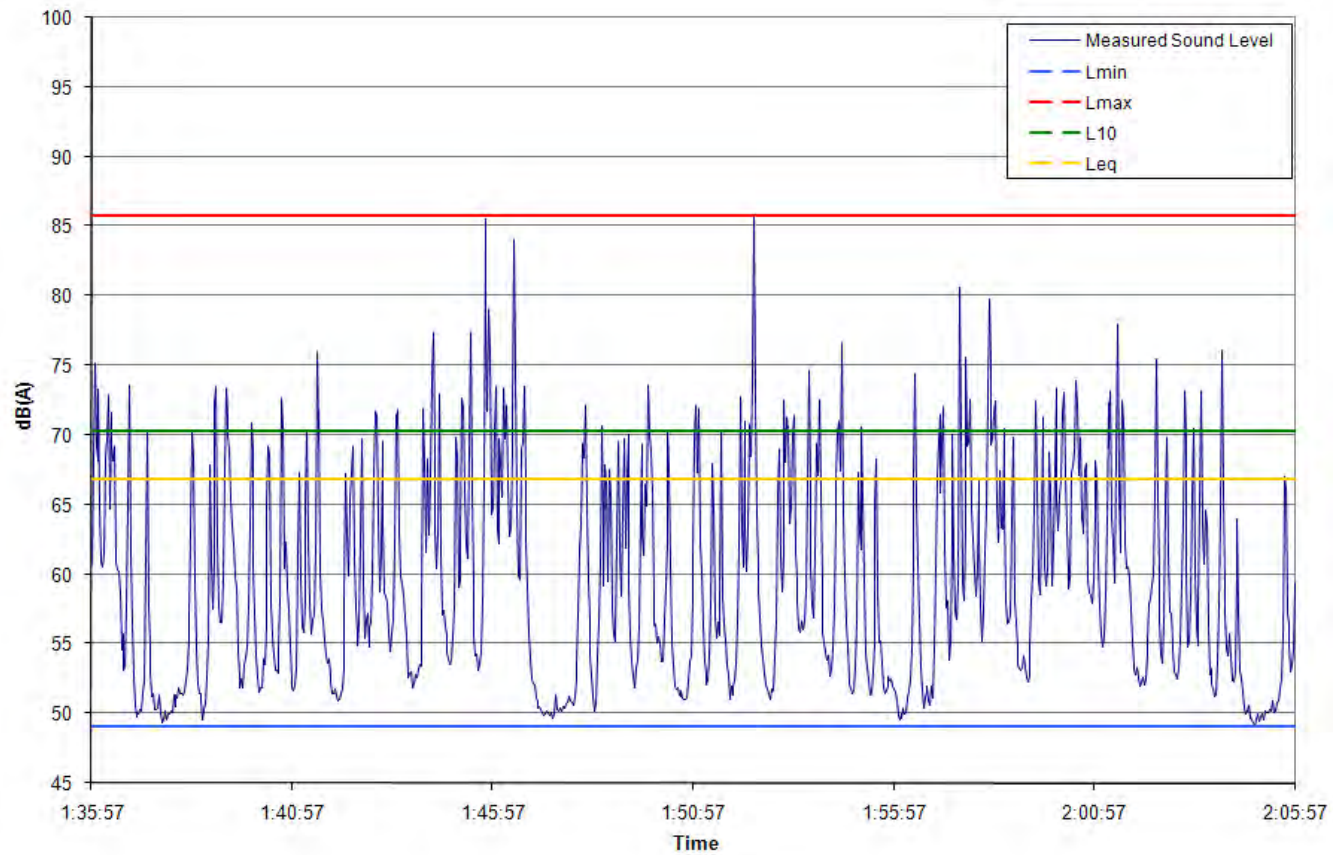


**Figure 4-6. Measured Sound Levels – Receptor 3 Nighttime**

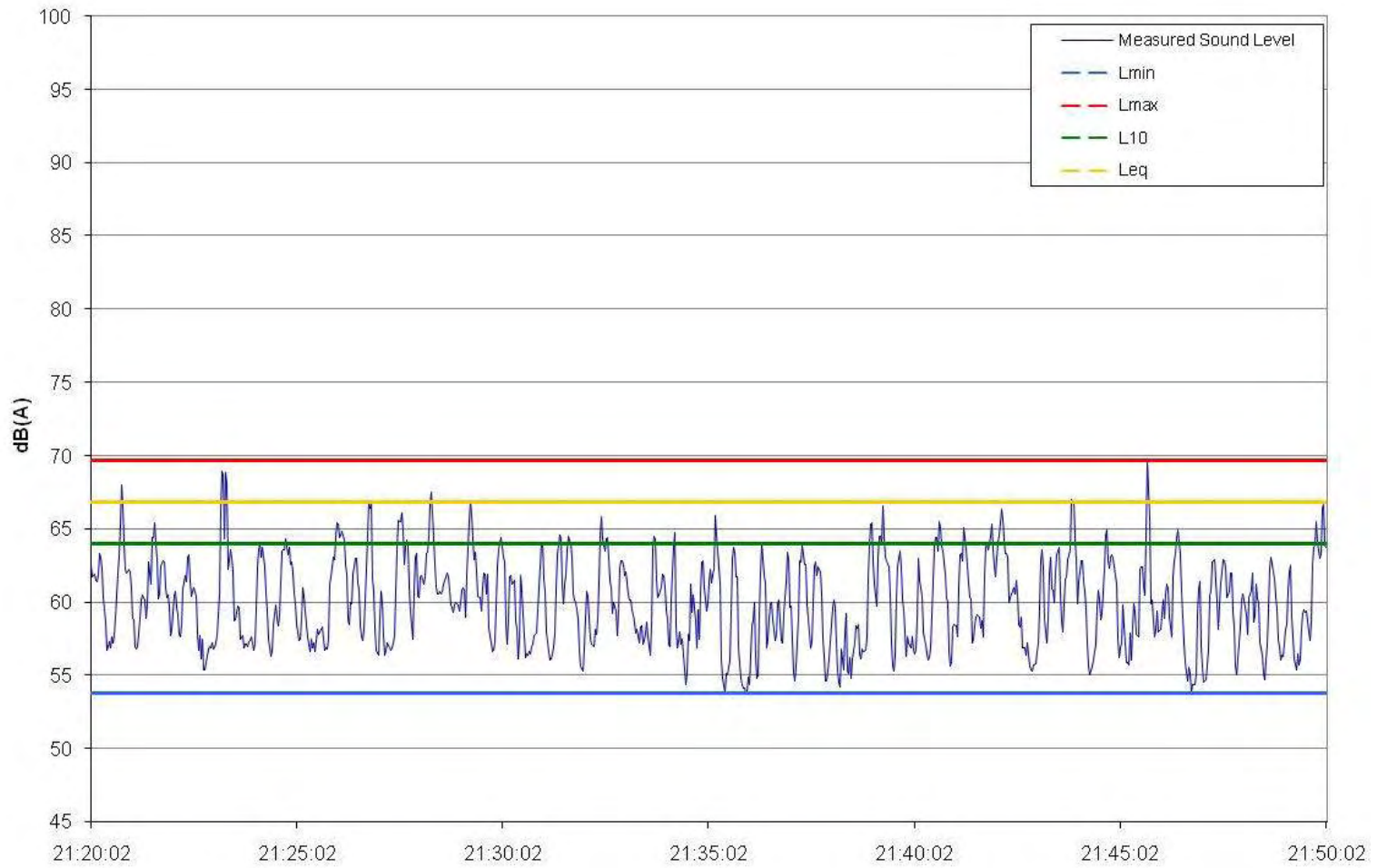


**Figure 4-7. Measured Sound Levels – Receptor 4 Daytime**

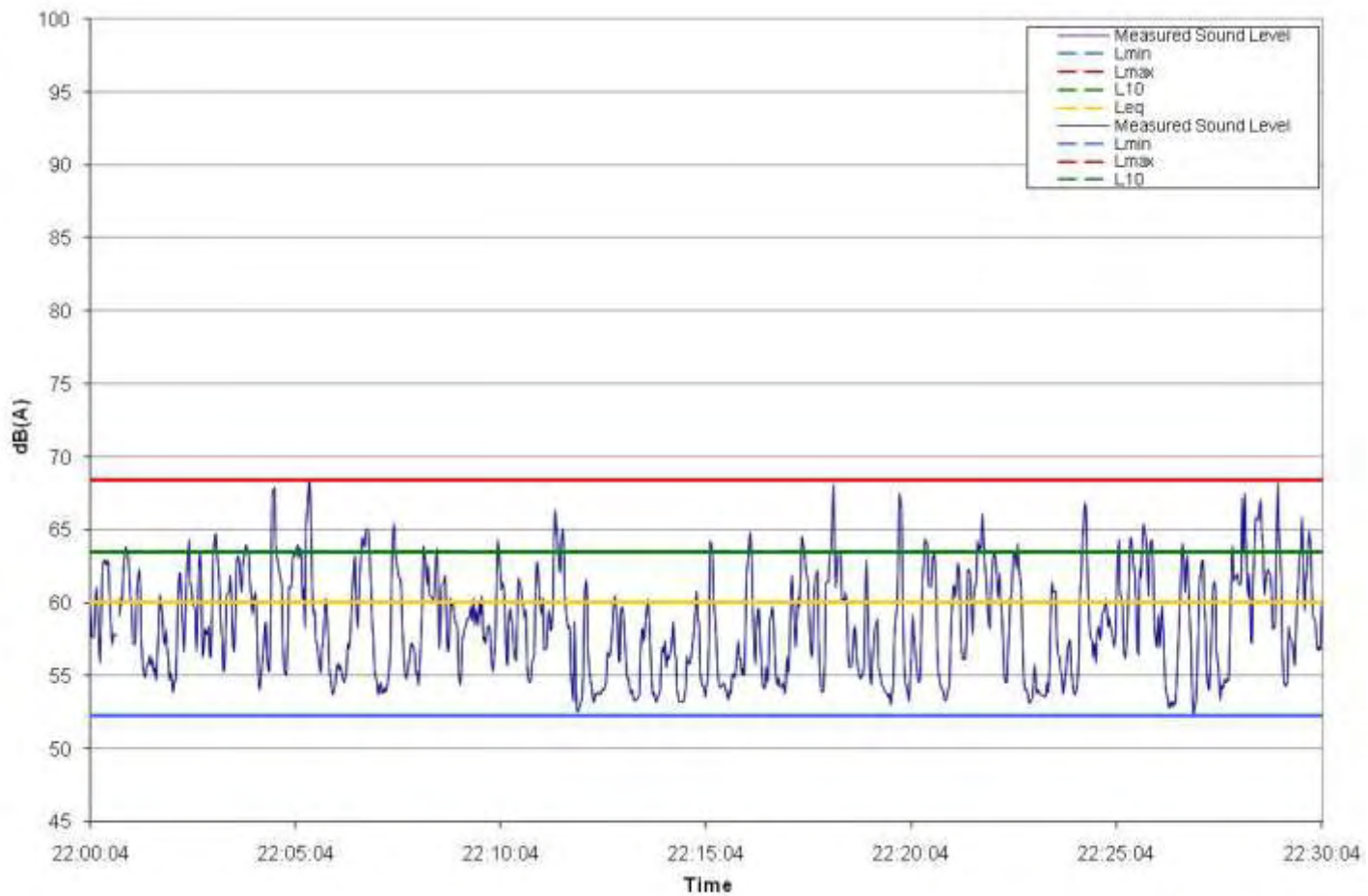




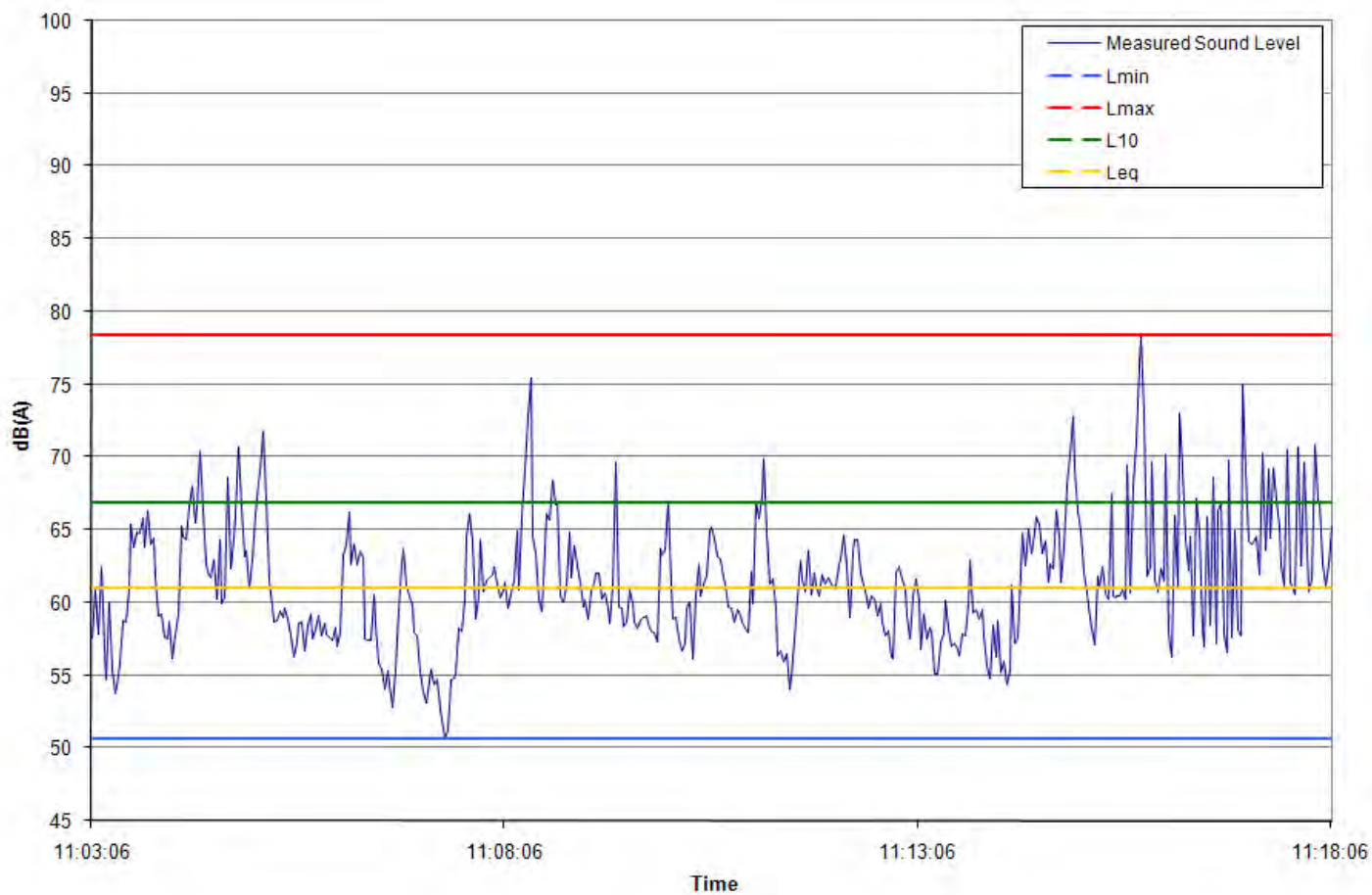
**Figure 4-8. Measured Sound Levels – Receptor 4 Nighttime**



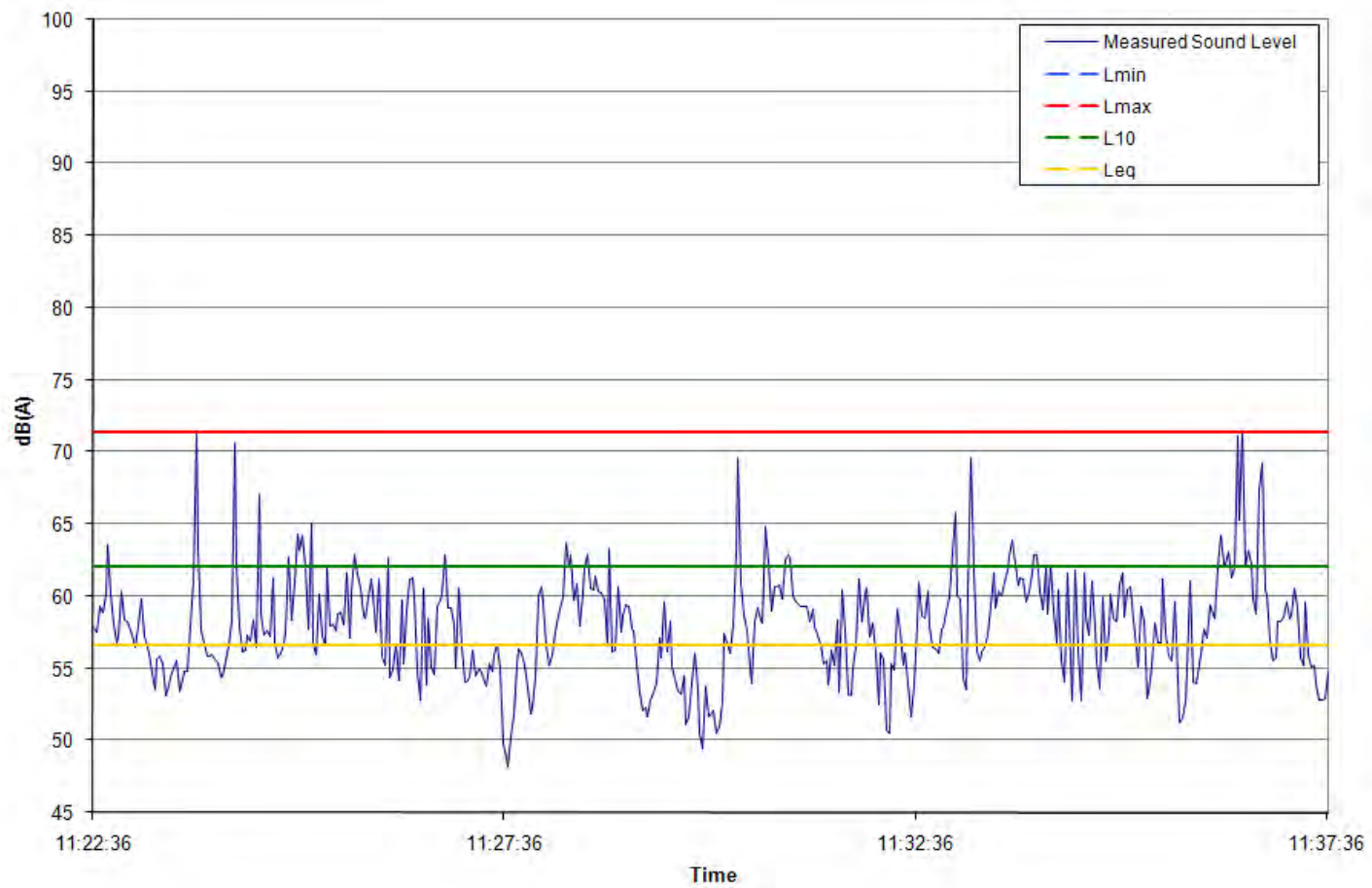
**Figure 4-9. Measured Sound Levels – Receptor 5 Daytime**



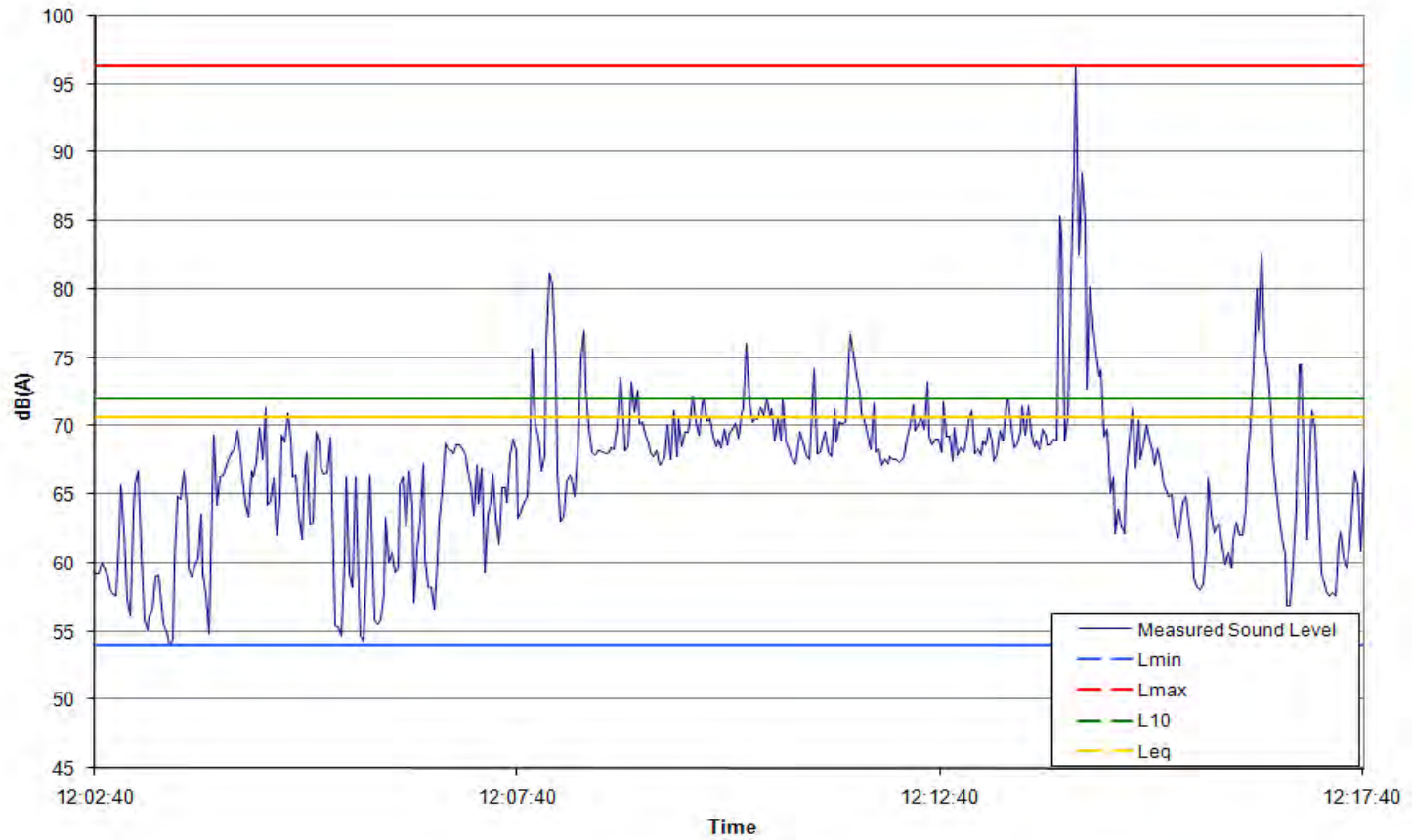
**Figure 4-10. Measured Sound Levels – Receptor 5 Nighttime**



**Figure 4-11. Measured Sound Levels – Receptor 6 Daytime**



**Figure 4-12. Measured Sound Levels – Receptor 7 Daytime**



**Figure 4-13. Measured Sound Levels – Receptor 8 Daytime**

The values corresponding to the L<sub>10</sub> parameter for each receptor were compared against the maximum levels of environmental noise stipulated by the EQB. **Table 4-3** summarizes these levels. For this evaluation, the emitting source is the Proposed Project site. This is considered as an industrial zone. Although at this time there is no industrial operation in the property, the Proposed Project will be used for industrial purposes. The sound levels from **Table 4-3** that apply will be for Zone III as the emitting source.

**Table 4-3. Environmental Quality Board’s Noise Emission Limits [dB(A)] [Noise Level Exceeded in 10% of the Measurement Period (L10)]**

| Emitting Source | Zone I (Residential) |       | Zone II (Commercial) |       | Zone III (Industrial) |       | Zone IV (Tranquility) |       |
|-----------------|----------------------|-------|----------------------|-------|-----------------------|-------|-----------------------|-------|
|                 | Day                  | Night | Day                  | Night | Day                   | Night | Day                   | Night |
| Zone I          | 60                   | 50    | 65                   | 55    | 70                    | 60    | 50                    | 45    |
| Zone II         | 65                   | 50    | 70                   | 60    | 75                    | 65    | 50                    | 45    |
| Zone III        | 65                   | 50    | 70                   | 65    | 75                    | 75    | 50                    | 45    |

1. The daytime period corresponds to the hours between 7:01 AM and 10:00 PM.
2. The nighttime period corresponds to the hours between 10:01 PM and 7:00 AM.
3. Source: Environmental Quality Board’s Noise Pollution Control Rules, amended version (EQB, 1987)

According to the EQB noise regulations, the limits in **Table 4-3** are adjusted depending on the quantity of environmental background noise in one of the following forms:

- 1 If existing sound levels are less than the level specified in **Table 4-3** by more than 5 dBA, the limits specified in **Table 4-3** are applied;
- 2 If existing sound levels are less than the level specified in **Table 4-3** by less than 5 dBA, 3 dBA are added to the specified limits in **Table 4-3**;
- 3 If existing sound levels are greater than the level specified in **Table 4-3**, 5 dBA are added to the specified limits in **Table 4-3**; and,
- 4 For any stationary noise-emitting source that emits noises in changing cycles, or repetitions of impulsive noises, the limits specified in **Table 4-3** are reduced at a rate of 5 dBA.

The Federal Highway Authority (FHWA) noise regulations were reviewed for the evaluation of a potential increase in trucks traffic in the area due to the operation of the Proposed Project.

**Table 4-4** describes the noise abatement criteria used by the FHWA for any mitigation required for an increase in noise levels due to an increase in traffic. Based on the FHWA regulations, the receptors 6 through 8 are classified as activity category B (Residences).

**Table 4-4 Noise Abatement Criteria (NAC) Hourly A-Weighted Sound Level in Decibels (dBA)**

| Activity Category | L <sub>10</sub> (h) | Description of Activity Criteria  |
|-------------------|---------------------|---|
| B                 | 70                  | Picnic areas, recreation areas, playgrounds, active sports areas, parks, residences, motels, hotels, schools, churches, libraries, and hospitals. |

**Table 4-5** summarizes the sound levels exceeded in 10% of the period of measurement and the limits of noise for each receptor established by the EQB. **Table 4-6** summarizes the noise levels exceeded in 10% of the period of measurement and the limits guidelines of noise for each receptor established by the FHWA.



**Table 4-5. Sound Level Exceeded 10% of the Sample Period (L<sub>10</sub>) in dB(A)**

| Receptor | Day (dB(A))      |                  | Night (dB(A))    |                  |
|----------|------------------|------------------|------------------|------------------|
|          | Background Noise | Regulatory Level | Background Noise | Regulatory Level |
| 1        | 68.1             | 75               | 66.0             | 73               |
| 2        | <b>68.8</b>      | 55               | <b>61.2</b>      | 50               |
| 3        | 78.3             | 80               | 73.9             | 78               |
| 4        | <b>74.9</b>      | 70               | <b>70.3</b>      | 55               |
| 5        | 64.0             | 70               | <b>63.5</b>      | 55               |

**Table 4-6. Sound Level Exceeded 10% of the Sample Period (L<sub>10</sub>) in dB(A) For Additional Receptors**

| Receptor | Day (dB(A))      |                  |
|----------|------------------|------------------|
|          | Background Noise | Regulatory Level |
| 6        | 66.9             | 70               |
| 7        | 62.1             | 70               |
| 8        | <b>72.0</b>      | 70               |

During the daytime period, existing sound levels exceeded the regulatory limit at receptors 2 through 4. Receptor 2 represents the tranquility zone and Receptor 4 represents a residential zone. Receptor 2 noise levels were exceeded because of the high volume of vehicular traffic in the zone. Receptor 4 noise levels exceeded the EQB threshold because the residential properties are located adjacent to PR-2, where high volume of vehicular traffic is present on a daily basis.

Receptor 1 represents a commercial zone and Receptor 3 represents an industrial zone. At receptors 1, 2, 3 and 4 the main source of noise is the traffic through PR-2. As shown in

**Figure 4-14**, these receptors are located more than 100 meters distance of the Proposed Project.

Receptor 2 is located approximately 1.25 miles (2 km) towards the northwest of the Property. Noise from the Proposed Project site is not expected to cause significant impacts at this receptor because of large distance, structures and vegetation between both, which attenuate noise from the Proposed Project site.

Receptors 2, 4, and 5 exceeded the EQB background noise limits during the nighttime period. Noise levels are mostly influenced by the vehicular traffic along PR-2 during the nighttime period. Receptor 5 noise levels are mostly influenced by the operation of a dragging race track located approximately 350 meters to the east in relation to the receptor. The racetrack operates 3 to 4 days a week from 6:00pm to 2:00am.

Receptors 6 and 7 did not exceed the FHWA guidelines of 70 dB(A) for noise abatement in highway projects. However, Receptor 8 exceeded the FHWA guideline limit.

## **4.2 Sound Level Impacts**

Sound levels in the areas surrounding the Proposed Project site may slightly increase during the construction of the Proposed Project. The increase in noise will most likely be caused by the operation of the construction equipment. The amount of impact to each receptor will vary upon its location, the type, location and the number of construction equipment being used, among other factors.

During the construction phase of the Proposed Project, the impact may occur at receptors located in the surrounding areas, represented by Receptors 1, 2, 3, 4, and 5.

It's expected that all receptors, except Receptor 2, may be directly impacted by the potential increase in truck traffic along PR-2 during the operation of the proposed project.

The construction activities expected to produce the most amount of noise is pile driving and sheet piling installation.

The sound level impact at each receptor during the pile driving or sheet pile driving activities are estimated for each receptor following the formulas presented in **Section 3.5.2.1**. **Table 4-7** presents these values.

**Table 4-7 Construction Phase Estimated Sound Level Impact during Pile Driving Activities**

| Receptor | Distance to Pile Driving Activity (feet) | Noise Level (dB(A))        |  |                                     |                       |                    |
|----------|--|----------------------------|--|-------------------------------------|-----------------------|--------------------|
|          |  | Background L <sub>10</sub> | Maximum Level Expected During Pile Driving | L <sub>10</sub> Due to Pile Driving | Total L <sub>10</sub> | Daytime Regulation |
| 1        | 5379                                     | 68.1                       | 54.4                                       | 50.4                                | 68.2                  | 75                 |
| 2        | 6212                                     | 68.8                       | 53.1                                       | 49.1                                | 68.9                  | 55                 |
| 3        | 3362                                     | 78.3                       | 58.4                                       | 54.5                                | 78.3                  | 80                 |
| 4        | 1794                                     | 74.9                       | 63.9                                       | 59.9                                | 75.1                  | 70                 |
| 5        | 1916                                     | 64.0                       | 63.3                                       | 59.3                                | 65.3                  | 70                 |


"REUSE OF DOCUMENTS, THIS DOCUMENT, AND THE IDEAS AND DESIGNS INCORPORATED HEREIN, AS AN INSTRUMENT OF PROFESSIONAL SERVICE, IS THE PROPERTY OF CSA GROUP AND IS NOT TO BE USED, IN WHOLE OR IN PART, FOR ANY OTHER PROJECT WITHOUT THE WRITTEN AUTHORIZATION OF CSA GROUP."

H:\PP\1878\COM\Z-GIS\general\mod\Receptor4\loc\Aerial2\_2.mxd gis team 22 feb 10 edaecher AV 9 2

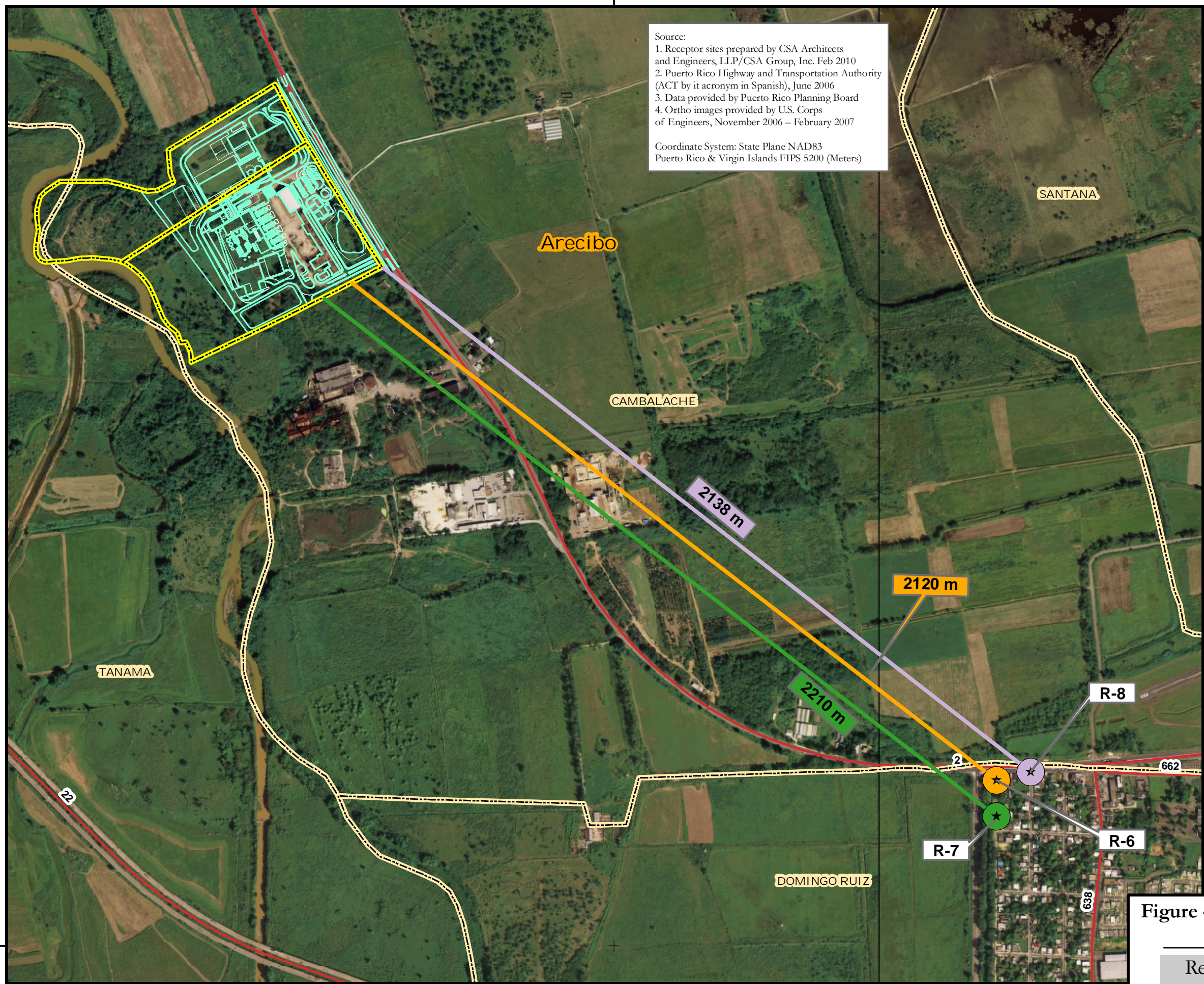
172500

172500

Source:  
 1. Receptor sites prepared by CSA Architects and Engineers, LLP/CSA Group, Inc. Feb 2010  
 2. Puerto Rico Highway and Transportation Authority (ACT by its acronym in Spanish), June 2006  
 3. Data provided by Puerto Rico Planning Board  
 4. Ortho images provided by U.S. Corps of Engineers, November 2006 – February 2007  
  
 Coordinate System: State Plane NAD83  
 Puerto Rico & Virgin Islands FIPS 5200 (Meters)



Scale: 1:10,000  
 0 100 200 400  
 Meters



**Legend:**

Receptors<sup>1</sup>

- ★ R-6, Residential Properties
- ★ R-7, Residential Properties
- ★ R-8, Residential Properties

Roads<sup>2</sup>

Site Layout

Proposed Waste To Energy Project Limits

Municipal Limit<sup>3</sup>

Ward Limit<sup>3</sup>



**Figure 4-14 Receptors Location Aerial Map Construction Phase**  
 Renewable Power Generation and Resources Recovery Facility Arecibo, PR

The total L<sub>10</sub> sound level presented in **Table 4-7** sums the existing sound level at each receptor and the L<sub>10</sub> value expected from pile driving activities. The regulatory sound level at each receptor was adjusted as specified in the noise regulations for impulsive noises. The estimated L<sub>10</sub> values during pile driving activities exceed noise regulations at Receptors 2 and 4. However, pile driving activities did not contribute significantly to the background noise levels, since background noise levels for these receptors already exceeded the EQB threshold noise limits. Noise level increases for Receptors 1 through 5 were from 0.1 to 1.3 dB(A) compared to the background noise levels alone. Receptors 1, 3, and 5 did not exceed the noise levels threshold limits.

The largest noise level increase during pile driving activities was at Receptor 5, with a background noise levels increase of 1.3 dB(A). Nonetheless, this result did not exceed the EQB threshold noise limits. According to the *FHWA Highway Traffic Noise Analysis and Abatement Policy and Guidance*, this increase in noise levels is barely perceived by the human ear.

### 4.3 Sound Levels Impacts DURING The Operation

The proposed project's operation is expected to slightly increase the noise levels at the receptors surrounding the property. **Table 4-8** describes most of the equipment that will be used within the Property that could generate noise impacts on the surrounding areas to the site.

**Table 4-8. Equipment Noise Sources**

| Potential Noise Sources     | dB(A) (At 16,000 hz) |
|-----------------------------|----------------------|
| Trucking (Along Site Roads) | -                    |
| Truck Maneuver Area         | 75                   |
| Tipping Floor Activities    | 86                   |
| Shredders                   | -                    |
| Ash Processing Building     | -                    |
| Conveyors                   | -                    |
| Shakers                     | 55                   |

| Potential Noise Sources | dB(A) (At 16,000 hz) |
|-------------------------|----------------------|
| Boilers                 | 78                   |
| Cooling Tower           | 85*                  |
| Blowers                 | 95*                  |
| ID Fans (Casings)       | 43                   |
| Building Vent Fans      | 63                   |
| Dust Collector System   | 70                   |
| Condensers              | 92                   |
| Transformers            | 60                   |
| Steam Generators        | 75                   |
| Deareators              | 100                  |
| Precipitators           | 96                   |
| Pumps                   | -                    |
| Stack                   | 93                   |

Notes:

1. Sound levels are for all three system modules combined without sound attenuation by silencers, buildings, barriers, and shielding.
2. Dashes given sound power entries imply insignificant contributions.

Source: Cavanaugh Tocci Associates (1981)

\* Assumed value by CSA

Most of the equipment described in **Table 4-8** will be located within the buildings of the facility. Therefore, it is estimated that the noise generated from these equipment will be reduced from 10 to 15 dB (A).

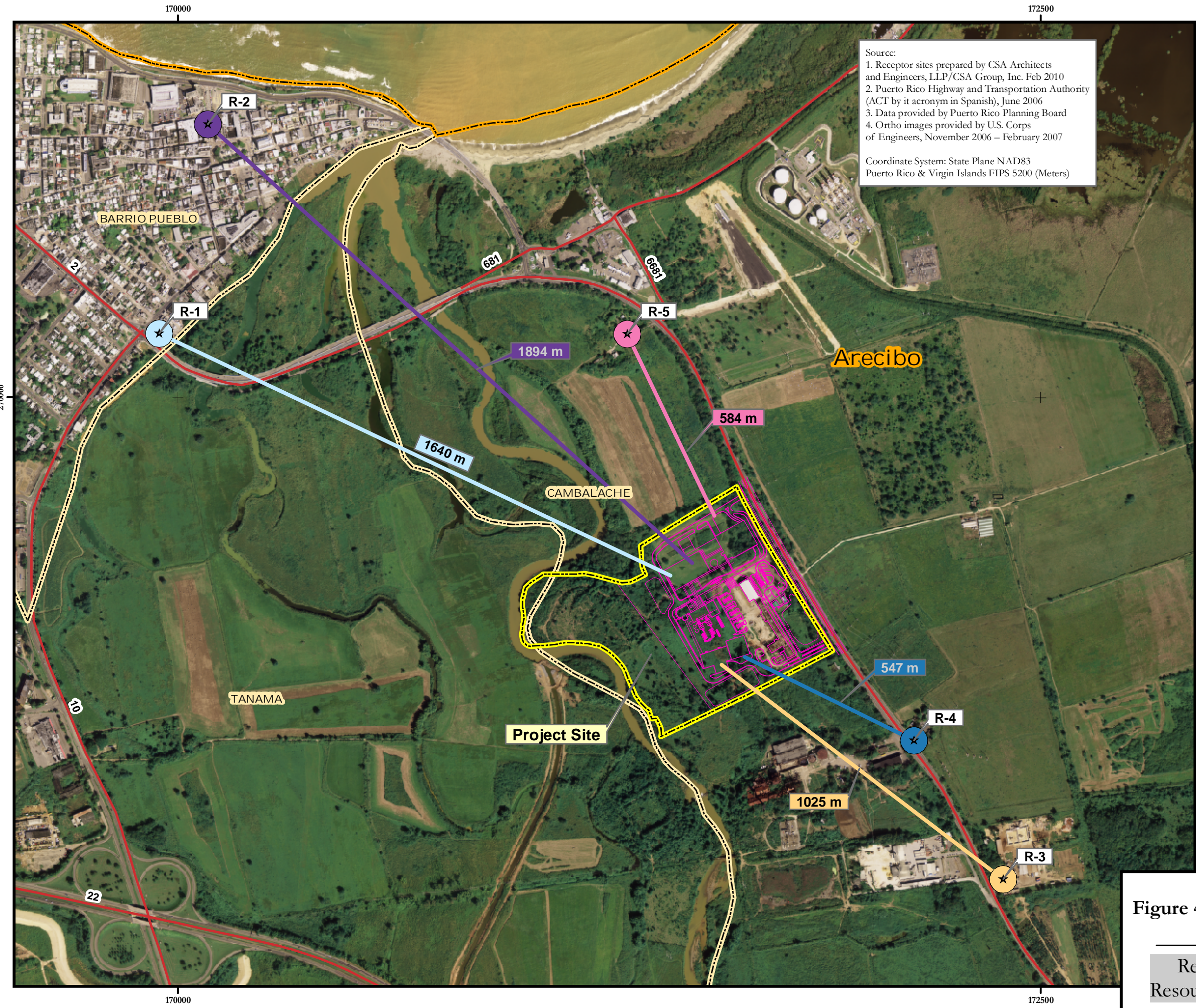
**Figure 4-16** describes the location of each Receptor (1 through 5) evaluated and its distance to the proposed process equipment area that could generate the most noise impacts in the surrounding areas to the site.

**Table 4-9 and Table 4-10** describes the noise levels generated by the equipment operation to the receptors located closer to the proposed project. The location of the equipment was estimated using the proposed Project's site plan. Calculations were performed using the noise levels generated by the deareators operation (100 dB(A)), since it will be the noisiest equipment in the facility. Deareators will be located inside a building structure within the facility. Therefore, the interior of the building may

provide some noise attenuation to the emission source and the receptors under evaluation. Therefore, a reduction of 20 dB(A) is estimated. A deaerator is a device that is widely used for the removal of air and other dissolved gases from the feedwater to steam-generating boilers.

"REUSE OF DOCUMENTS, THIS DOCUMENT, AND THE IDEAS AND DESIGNS INCORPORATED HEREIN, AS AN INSTRUMENT OF PROFESSIONAL SERVICE, IS THE PROPERTY OF CSA GROUP AND IS NOT TO BE USED, IN WHOLE OR IN PART, FOR ANY OTHER PROJECT WITHOUT THE WRITTEN AUTHORIZATION OF CSA GROUP."

H:\PP\PR\8\COM\Z-GIS\General\Receptor\ConsLoc\Aerial\1-2.mxd gis team 22 feb 10 rdecher AV 9.2



Source:  
 1. Receptor sites prepared by CSA Architects and Engineers, LLP/CSA Group, Inc. Feb 2010  
 2. Puerto Rico Highway and Transportation Authority (ACT by its acronym in Spanish), June 2006  
 3. Data provided by Puerto Rico Planning Board  
 4. Ortho images provided by U.S. Corps of Engineers, November 2006 – February 2007  
  
 Coordinate System: State Plane NAD83  
 Puerto Rico & Virgin Islands FIPS 5200 (Meters)



Scale: 1:11,000  
 0 100 200 400  
 Meters

**Legend:**

**Receptors<sup>1</sup>**

- ★ R-1, Farmacia del Carmen, Commercial
- ★ R-2, Hospital Dr. Susoni, Tranquility
- ★ R-3, Battery Recycling, Industrial
- ★ R-4, Residential Properties
- ★ R-5, Residential Properties

**Roads<sup>2</sup>**

Huella Planta

Project Limit

Municipal Limit<sup>3</sup>

Ward Limit<sup>3</sup>



**Figure 4-15 Receptors Location Aerial Map**  
**Operation Phase**  
 Renewable Power Generation and  
 Resources Recovery Facility Arecibo, PR



**Table 4-9. Estimated Sound Level Impact during Daytime Operation**

| Receptor | Closest Distance to Operational Noise Sources (feet) | Noise Level (dB(A))        |                        |                                  |                       |                                    |
|----------|--|----------------------------|------------------------|----------------------------------|-----------------------|------------------------------------|
|          |  | Background L <sub>10</sub> | Maximum Level Expected | L <sub>10</sub> Due to Operation | Total L <sub>10</sub> | Daytime Regulation (for Operation) |
| 1        | 5740   | 68.1                       | 38.8                   | 41.8                             | 68.1                  | 70                                 |
| 2        | 6626   | 68.8                       | 37.6                   | 40.6                             | 68.8                  | 55                                 |
| 3        | 3641   | 78.3                       | 42.8                   | 45.8                             | 78.3                  | 80                                 |
| 4        | 2230   | 74.9                       | 47.0                   | 50.0                             | 74.9                  | 70                                 |
| 5        | 2788   | 64.0                       | 45.1                   | 48.1                             | 64.2                  | 68                                 |

**Table 4-10. Estimated Sound Level Impact during Nighttime Operation**

| Receptor | Closest Distance to Operational Noise Sources (feet) | Noise Level (dB(A))        |                        |                                  |                       |                                      |
|----------|--|----------------------------|------------------------|----------------------------------|-----------------------|--------------------------------------|
|          |  | Background L <sub>10</sub> | Maximum Level Expected | L <sub>10</sub> Due to Operation | Total L <sub>10</sub> | Nighttime Regulation (for Operation) |
| 1        | 5740   | 66                         | 38.8                   | 41.8                             | 66.0                  | 70                                   |
| 2        | 6626   | 68.8                       | 37.6                   | 40.6                             | 68.8                  | 50                                   |
| 3        | 3641   | 73.9                       | 42.8                   | 45.8                             | 73.9                  | 78                                   |
| 4        | 2230   | 70.3                       | 47.0                   | 50.0                             | 70.4                  | 55                                   |
| 5        | 2788   | 63.5                       | 45.1                   | 48.1                             | 63.7                  | 55                                   |

The noise levels during the operation phase for the daytime period showed a slightly increase in receptors 1, through 5, from 0.1 to 0.2 dB(A). An increase in 0.2 dB(A) noise level is barely perceptible (detectable) to the human ear. Receptors 2 and 4 exceeded the EQB thresholds limits for a tranquility zone. However, background noise levels from these receptors already exceeded the EQB threshold limits for this zone.

Operation noise levels for the nighttime period also showed a minor increase at Receptor 5; of 0.2 dB(A). An increase of 0.2 dB(A) is barely perceptible to the human ear. Receptors 2, 4, and 5 exceeded the EQB threshold limits for the nighttime period. However, existing background noise levels for these Receptors already exceeded the EQB noise limits for the nighttime period.

CSA estimates that due to the operation of the proposed project an increase in vehicular traffic through the PR-2 are expected, specifically solid waste trucks that will unload waste into the proposed project. Traffic of trucks could pose an increase in noise levels to residential and commercial areas adjacent to PR-2.

However, all receptors are currently affected by the noise generated by the traffic of trucks through PR-2, since the area is basically commercial and industrial. Therefore, noise increase in the zone due to the operation of the proposed project is estimated to be slightly moderate.

## 5 CONCLUSIONS AND RECOMMENDATIONS

CSA Group was contracted by Energy Answers International to conduct a *Noise Survey* as part of the environmental studies that are being performed for the planning phase of the Renewable Power Generation and Resources Recovery Facility. A field investigation was performed as part of the *Noise Survey*, with the purpose of determining existing sound levels around and within the Proposed Project area.

During the site visit, five (5) sampling locations (R-1 through R-5) were selected. The locations of sampling points near the Proposed Project area were determined based on the assumption that these receptors would be the most impacted during the construction and operation of the Proposed Project. These receptors were distributed throughout *Residential, Commercial, Tranquility, and Industrial Zones*, as defined by the *EQB Noise Regulation* (1987). In addition, three (3) receptors located adjacent or near PR-2, were included to evaluate existing noise levels generated by vehicular traffic along PR-2.

Based on the analysis described above, the following findings, conclusions, and recommendations were drawn:

- During the daytime period, existing sound levels exceed the regulatory limits at Receptors 2 and 4. At Receptors 1, 3, 4, and 5 the main source of noise is traffic along PR-2. At Receptor 2, the main source of noise was the vehicular traffic along Palma Street and Victor Rojas Avenue.
- Receptors 2, 4, and 5 exceeded the EQB background noise limits during the nighttime period. Noise levels at Receptors 4 and 5 are mostly influenced by the vehicular traffic along PR-2 during the nighttime period. Meanwhile, Receptor 2 nighttime noise levels are mostly influenced by the traffic along Palma Street and Victor Rojas Avenue.
- Receptors 6 and 7 did not exceed the FHWA guidelines of 70 dB(A) for noise abatement in highway projects. However, Receptor 8 exceeded the FHWA guideline limit. CSA estimates that due to the operation of the proposed project an increase in

vehicular traffic through PR-2 is expected, specifically solid waste trucks that will unload waste at the proposed project. Traffic of trucks could pose an increase in noise levels in the residential and commercial areas adjacent to PR-2. However, currently all receptors are affected by the noise generated by the traffic of trucks through PR-2, since the area is basically a commercial and industrial zone. Therefore, the noise increase in the zone due to the operation of the proposed project is estimated to be slightly moderate.

- The construction phase of the Proposed Project is estimated to last 2 years. The construction activities expected to produce the most amount of noise is pile driving and sheet piling installation. These activities are expected to occur during the first three (3) months of the project. Based on the noise impact results during the construction phase of the project, no significant increases in noise levels are expected during the pile driving activities at all receptors, since the closest receptor (Receptor 4) to the proposed project is approximately 547 meters of distance. Also pile driving activities will be conducted during the daytime period.
- The operation of the Proposed Project is not expected to increase the noise levels already experienced in the area or surrounding areas during the daytime period.

It is advisable to implement sound control measures during the construction and operation phases of the Proposed Project, in order to minimize the increase of background noise levels in the area. The measures must include controls at the noise source (e.g., sound mufflers) and in the trajectory of the sound, such as barriers and other attenuation structures.

The following noise control measures are recommended:

- Planning of construction activities during the diurnal period;
- Ensure that all construction equipment have noise mufflers and are in good working order;
- Position the noisiest equipment as far away as possible from the most sensitive areas;

- Diminish the time of operation of the machinery in the proximity of the most sensitive areas; and
- Incorporate the use of silencers, permanent barriers, and/or shielding into the equipment to be used during the operation of the proposed project.

## 6 REFERENCES

Environmental Quality Board (EQB), Reglamento para el Control de la Contaminación por Ruidos (amended version), February 1987.

Federal Highway Administration. FHWA Highway Construction Noise Handbook Final Report. August 2006. Accesible at <http://www.fhwa.dot.gov/environment/noise/handbook/index.htm>

U.S. Department of Transportation, Federal Highway Administration, Office of Environment and Planning, The Highway Traffic Noise and Abatement Policy and Guidance, June 1995, pg 5.

Cavanaugh Tocci Associates. Environmental and Facility Noise Study-Proposed SEEMASS Waste To Energy Facility. August 31, 1981.

Noise from Construction Equipment and Operations, Building Equipment, and Home Appliances. NTID 300.1, EPA.

United State Geological Services (USGS). Topographical Map Arecibo, P.R., 1969, Foto Revisada 1982.

## **APPENDICES**

## **Appendix A: Sound Level Meter Instruction Manual and Calibration Certificate**



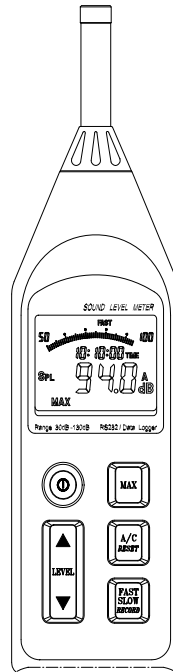
# User's Manual



## Datalogging Sound Level Meter

### Model 407764

- Range: 30dB to 130dB
- 4-digit LCD Display with 0.1dB resolution
- A and C Frequency Weighting
- RS-232 PC Interface with 128,000 point datalogger and Date / Time Stamp
- Auto-Ranging



### ***Introduction***

---

Congratulations on your purchase of Extech's Datalogging Sound Level Meter. The meter is capable of performing all your noise measurements needs in addition to it's capabilities for data acquisition (direct data storage to a PC) or datalogging (data storage to internal memory for later download). Data storage enables the user to save data, analyze data and generate reports. This professional meter, with proper care, will provide years of safe reliable service.

## Specifications

---

|                                |   |
|--------------------------------|---|
| <b>Applicable Standards</b>    | IEC651 Type 2, ANSI S1.4 Type 2   |
| <b>Accuracy</b>                | ±1.5dB (under reference conditions)   |
| <b>Frequency range</b>         | 31.5Hz - 8KHz   |
| <b>Measuring level</b>         | 30 - 130dB  |
| <b>Frequency weighting</b>     | A and C   |
| <b>Microphone</b>              | 0.5" Electret condenser microphone  |
| <b>Display</b>                 | 4-digit LCD<br>Resolution: 0.1dB<br>Display period: 0.5 sec.  |
| <b>Bargraph</b>                | 50dB scale (1dB steps). Display period: 50mS; Auto-ranging:<br>100dB scale, 2dB steps   |
| <b>Sampling rate</b>           | 50mS  |
| <b>Memory size</b>             | 128,000 records / 255 sets (non-volatile memory)  |
| <b>Datalogging sample rate</b> | 1 to 86,400 seconds per record  |
| <b>Time weighting</b>          | FAST: 125mS, SLOW: 1 sec.   |
| <b>MAX</b>                     | Maximum reading held  |
| <b>Level ranges</b>            | 30-80dB, 40-90dB, 50-100dB, 60-110 dB, 70-120dB, 80-130dB<br>(Total of 6 ranges)  |
| <b>Auto range</b>              | 30 to 130dB   |
| <b>Linearity range</b>         | 50dB  |
| <b>Alarm function</b>          | OVER indicator for readings higher than high limit.<br>UNDER indicator for readings lower than low limit.                                     |
| <b>AC output</b>               | 0.707 Vrms at Full Scale<br>Output impedance approx. 600Ω   |
| <b>DC output</b>               | 10mV / dB<br>Output impedance approx. 100Ω  |
| <b>Power supply</b>            | Four 1.5V 'AA' batteries  |
| <b>Battery life</b>            | Approx. 30 hrs continuous operation   |
| <b>AC adapter</b>              | Voltage: 6VDC<br>Voltage Ripple: < 100mVpp<br>Supply Current: > 100mADC<br>Socket: Pin Ground<br>Casing: Positive<br>External Diameter: 3.5mm |
| <b>Operating temperature</b>   | 32 to 104°F (0 to 40°C)   |
| <b>Operating humidity</b>      | 10 to 80%RH   |
| <b>Storage temperature</b>     | 14 to 140°F (-10 to 60°C)   |
| <b>Storage humidity</b>        | 10 to 80%RH   |
| <b>Memory size</b>             | 128,000 data records with Date and Time Stamping  |
| <b>RS-232 Interface</b>        | Baud rate: 9600bps  |
| <b>Dimensions</b>              | 10.4 x 2.8 x 1.4" (265 x 72 x 35mm)   |
| <b>Weight</b>                  | Approx. 11.5 oz. (358g) including battery   |
| <b>Accessories</b>             | Batteries, carrying case, screwdriver, windscreen, 3.5mm plug, RS-232 cable, Windows™ compatible software.                                    |

### Safety symbols



Meter is protected throughout by double insulation or reinforced insulation.

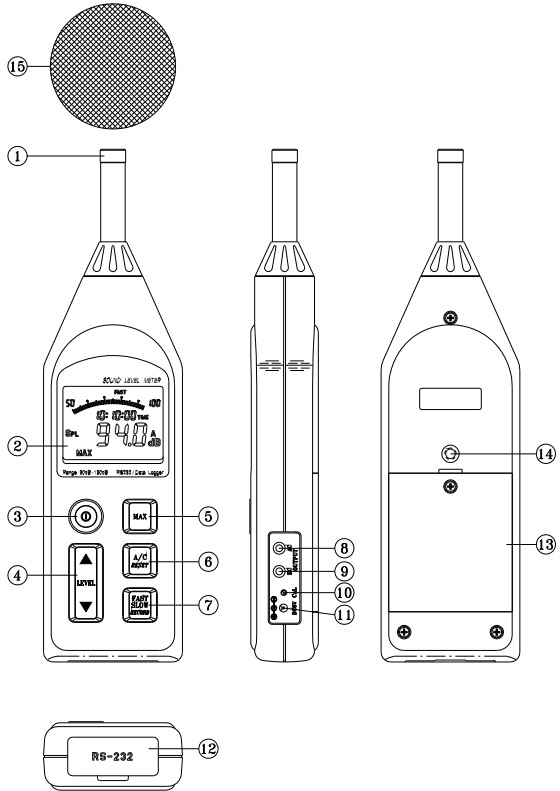


Complies with EMC

## Meter Description

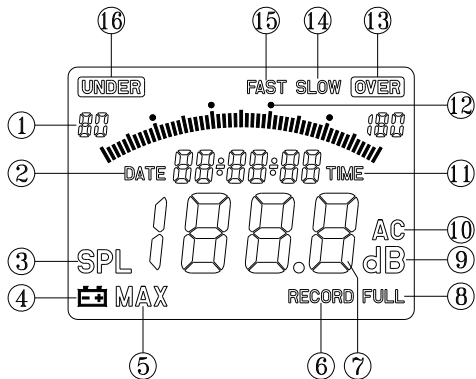
1. Microphone
2. Display
3. Power switch
4. Level range control switch
5. MAX hold switch
6. Frequency weighting switch
7. Response time select switch
8. AC output terminal
9. DC output terminal
10. CAL (calibration) pot.
11. External DC 6V power
12. RS-232 interface connector
13. Battery cover
14. Tripod mounting screw
15. Wind-screen

(Figure 1)



## Display Description

1. Range selection
2. Date information
3. SPL: Instantaneous sound pressure level
4. Low-Battery
5. MAX: Maximum SPL value is held
6. Data recording
7. Measurement value
8. Memory full
9. Units
10. Frequency weighting (A/C)
11. TIME function
12. 50dB level (Bargraph)
13. Over range
14. SLOW time response
15. FAST time response
16. Under range



(Figure 2)

## ***Measurement Preparation***


---

- Read the following safety information before attempting to operate the meter
- Use the meter only as specified or the meter's built-in protection may be impaired.

### **Maintenance & Cleaning**

- Service not covered in this manual should be performed by qualified personnel
- Periodically wipe the case with a dry cloth. Do not use abrasives or solvents.

### **Battery Replacement**

When the battery voltage drops to a critical level, the  symbol appears on the LCD. Replace batteries as soon as possible after the battery symbol appears. The batteries (4 AA) are located in the rear battery compartment. Remove the single Philips head screw (center rear) for access to the batteries.

## ***Measurements***

---

### **Default Configuration**

1. The meter's default configuration is as follows: 40 to 90dB, 'A' Frequency Weighting, and 'FAST' Response Time
2. The LCD will reflect the meter's configuration.

### **Measurement Considerations**

1. Use a windscreen to cover the microphone in windy conditions.
2. Calibrate the meter often, especially if the meter has not been used for a long time.
3. Do not store/operate the meter in high temperature/humidity for long periods of time.
4. Keep the meter and the microphone dry.
5. Avoid severe vibration when using the meter.
6. Remove the battery when the meter will be stored for long periods of time.

### **Frequency Weighting**

Change the Frequency Weighting by pressing the 'A/C' button. The 'A' or 'C' icon will display on the right-hand area of the LCD.

Note: With 'A' weighting selected, the meter responds like the human ear (boosting and cutting the noise amplitude over the frequency spectrum - see Appendix). 'A' weighting is used for environmental measurements, OSHA regulatory testing, law enforcement, and workplace design. Select 'C' weighting for flat response measurements (no boost or cut). 'C' weighting is suitable for the sound level analysis of machines, engines, etc. Most OSHA related testing is performed using 'A' Weighting and SLOW Response Time settings.

### **Response Time**

Change the Response Time by pressing the 'FAST/SLOW' button. The 'FAST' or 'SLOW' icon will display on the upper area of the LCD.

**Note:** Select FAST to capture noise peaks and noises that occur very quickly. In FAST mode, the meter responds in 200ms. Select the SLOW Mode (meter responds in 500ms) to monitor a sound source that has a reasonably consistent noise level or to average quickly changing levels. Selection of Fast or Slow is determined by the application and any directives or standards related to that application.

### **Auto/Manual Range**

Press the LEVEL button up arrow to scroll through the following ranges: 30-80dB, 40-90, 50-100dB, 60-110, 70-120, 80-130 and 30-130dB (auto). The display will reflect the range for each button press.

Notes: Use Auto Range when the noise source is relatively steady. Use one of the Manual ranges may be required if the dB levels are changing over a wide range.

## Operation

1. Power the meter and select the desired Response Time (Fast or Slow) and Frequency Weighting (A or C).
2. Select the desired range.
3. Hold the instrument comfortably in hand or position on tripod. Point the microphone toward the noise source, the sound pressure level will be displayed on the meter's LCD display.
4. When MAX (maximum hold) mode is selected by pressing the MAX key, the instrument captures and holds the maximum noise level reading on the display. Press the MAX key again to clear the MAX reading.

## Calibration

Note that a Sound Level Calibrator is required. Set up the meter as listed in Step 1 below. To calibrate the meter;

1. Display: SPL (dBA)  
Response Time: FAST  
Disable the MAX function  
Range: 70 to 120dB.
2. Insert the microphone carefully into the sound level calibrator.
3. Power the calibrator and adjust the Sound Level Meter's CAL potentiometer (as shown in figure at right) to match the Calibrator's output.
4. Typically, a Sound Level Calibrator will supply 94dB or 114dB at 1KHz. Adjust the Sound Level Meter's CAL potentiometer for a 94dB or 114dB LCD display



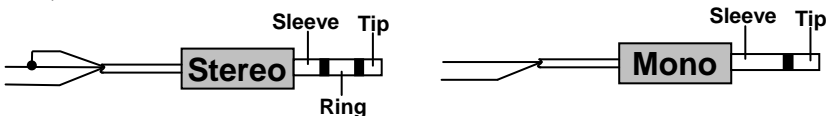
(Figure-3)

## Analog output

The 407764 has two analog output jacks located on its right side; one for AC and one for DC. For DC, the meter transmits 10mv / dB. For AC the full scale value is 0.707V. The output impedance is 600Ω for AC and 100Ω for DC.

The supplied 3.5mm stereo mini-plug can be used to assemble a cable to connect to either of the meter's analog output jacks. When using a stereo plug, like the one supplied, short the Tip and the Ring (see diagram below). Ground (negative) connects to the Sleeve while the positive signal is taken from the Tip/Ring. For mono plugs, ground connects to the Sleeve while the positive signal is taken from the Tip. The meter output can then be transmitted to a chart recorder, datalogger, or other data storage device.

(Figure 4)



## Data Logging

---

The internal memory of the meter can store up to 128,000 readings in up to 255 recording sessions (called sets). Prior to beginning data storage, the meter's real time clock and the datalogger's sample rate must be set using the supplied software. The clock is set in the Control Panel window and the sample rate is set in the Logger window.

1. Set the real time clock (if required).
2. Set the sample rate (if required).
3. To record data, press & hold the RECORD key for 3 seconds until the "RECORD" symbol flashes once per second on the LCD. Press the Record key again to stop recording data.
4. If the recording memory is full, the "FULL" symbol will appear on the LCD.
5. To clear the recording memory press and hold the RESET key and power the meter. The LCD will show the "dEL" icon letting the user know that the datalog memory has been cleared.
6. To Download or Record data via a PC refer to the PC Interface section below.

## PC Interface

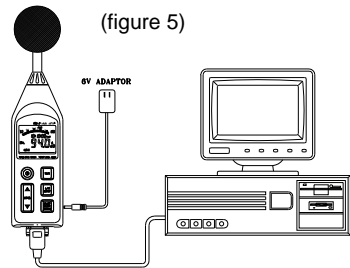
---

### Connecting the Meter to a PC

Refer to Figure 5. Connect the 9-pin male connector to the Sound Level Meter, and connect the 9-pin female connector to the 9-pin COM1 PC port.

### PC Requirements

- 486 IBM compatible PC or better
- One 3.5" high density disk drive
- Available serial port.
- 4M Bytes H.D. storage space
- EGA or VGA monitor
- Windows 95, 98, 2000, NT, XP Operating System
- 3-button or 2-button Microsoft compatible mouse. At least a 486 PC is recommended for displaying all software windows with a fast sampling rate (such as 1 second). If a 386/25 PC is used, you can only open one window (LIST, GRAPH, ANALOG) at a time when using fast sampling rates.



### Installing the Windows Application Program

Follow the instructions on the disk for installation. When installing the software, please use the Visual Basic version (VB) on installation CD.

# Software Control Panel Description

The Control Panel (Figure 6)



## METER SIMULATION

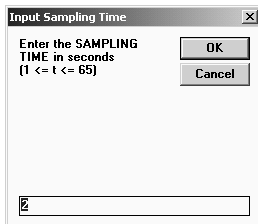
The left side of the Control Panel window provides a replica of the meter's front panel and display.

- MAX:** Hold and update maximum value
- A/C** A/C weighting selection
- RESET** Reboot and clear the data memory
- F/S** Fast/Slow selection
- REC** Enable datalogging
- LEVEL** Set range

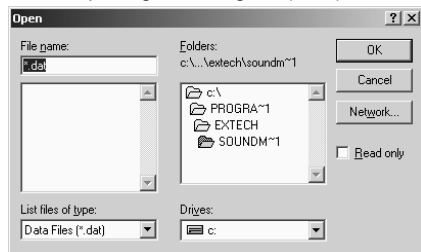
## DATA ACQUISITION CONTROLS and DISPLAYS

- MIN:** Displays the minimum value recorded
- MAX:** Displays the maximum value recorded
- TIME:** Displays the Real Time Clock Setting
- SAMPLING TIME** Display of data acquisition sampling rate (Fig 7)
- PC SAMPLING:** Opens data acquisition sampling rate selection box. (Datalogging sample rate is set in the MEMORY "Logger" window)
- RESET--:** Resets the MIN and MAX stored readings
- SYSTEM TIME SET:** Sets the meter's clock to the value of the pc clock
- SAVE AS:** Opens the data file storage window (\*.dat)
- OPEN FILE:** Opens the data file retrieve window (\*.dat) (Fig.8)
- FILE NAME:** Displays name and location of data acquisition file
- START RECORDING:** After opening a file, click to start recording.
- STOP RECORDING:** Stop recording and close the file
- EXIT** Close program

(Figure-7)  
Selecting the datalog sample rate

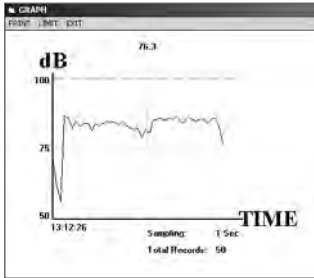


(Figure-8)  
Opening a datalog file (\*.dat)

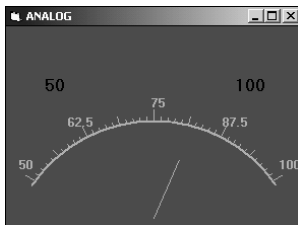


## DISPLAY SELECTIONS

(Figure-9)  
GRAPH



(Figure 11)  
ANALOG



(Figure-10)  
LIST

| Date       | Time     | Value | Type | Bat | Range  | D.F.U |
|------------|----------|-------|------|-----|--------|-------|
| 09-10-2001 | 14:01:59 | 86.3  | A    |     | 50-100 |       |
| 09-10-2001 | 14:02:00 | 83.8  | A    |     | 50-100 |       |
| 09-10-2001 | 14:02:01 | 84.7  | A    |     | 50-100 |       |
| 09-10-2001 | 14:02:02 | 84.7  | A    |     | 50-100 |       |
| 09-10-2001 | 14:02:03 | 84.7  | A    |     | 50-100 |       |
| 09-10-2001 | 14:02:04 | 84.6  | A    |     | 50-100 |       |
| 09-10-2001 | 14:02:05 | 85.2  | A    |     | 50-100 | OVER  |
| 09-10-2001 | 14:02:06 | 84.4  | A    |     | 50-100 |       |
| 09-10-2001 | 14:02:07 | 85.6  | A    |     | 50-100 |       |
| 09-10-2001 | 14:02:08 | 84.9  | A    |     | 50-100 |       |
| 09-10-2001 | 14:02:09 | 83.8  | A    |     | 50-100 | OVER  |
| 09-10-2001 | 14:02:10 | 82.7  | A    |     | 50-100 |       |
| 09-10-2001 | 14:02:11 | 83.5  | A    |     | 50-100 | OVER  |
| 09-10-2001 | 14:02:12 | 84.2  | A    |     | 50-100 | OVER  |
| 09-10-2001 | 14:02:13 | 85.2  | A    |     | 50-100 | OVER  |
| 09-10-2001 | 14:02:14 | 82.5  | A    |     | 50-100 |       |

## Logger Window (memory setup/ data download)

The Logger window sets the sample rate of the meter's internal memory and provides the controls to download display and save stored data.

### MEMORY

Displays memory size

### REMAINING

Displays amount of unused memory

### TIME OF METER

When clicked, downloads and displays the meter's date and time

### ID CODE

Numeric Identification code. Enter the code in the box and click on the bar to store the code.

### SAMPLING

Datalogger sample rate. Enter the sample rate in the box (in seconds) and click on the SAMPLING bar to store the value.

### NUMBER OF SETS

Click on the bar to download the stored data

### TIME OF RECORDING

Click on the bar to display sets downloaded. Click on a set to select data for display

### NUMBERS OF REC

Displays the number of records (data points) in the selected set.

### SHOW DATA

Display, Save or Graph data from selected set

| SET | DATE-----TIME         |
|-----|-----------------------|
| 1   | 12/07/05-----12:19:09 |
| 2   | 12/07/05-----12:20:33 |
| 3   | 12/07/05-----12:27:05 |
| 4   | 12/07/05-----12:42:03 |
| 5   | 12/07/05-----14:58:50 |



## DATA DOWNLOAD PROCEDURE

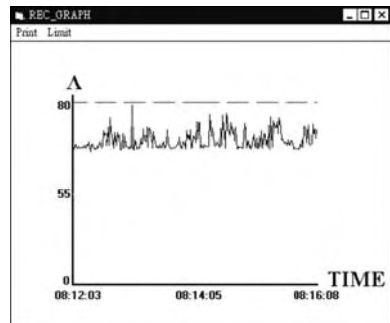
1. Click the **MEMORY** icon in the Control Panel screen.
2. Click the **NUMBERS OF SETS** button, the number of sets will appear.
3. Click on the **TIME OF RECORDING** button to view each recorded set.
4. Click on a **SET** in the **TIME OF RECORDING** box. The number of records in the set will appear and the data will be downloaded from meter to PC. Save to disk if desired.
5. Click the **SHOW DATA** button for details on each record. Figure 13 shows the data list. Select **SAVE**, **PRINT**, **GRAPH**, or **EXIT** from the menu choices.

Note: In the example for Figure 12, there are 3 sets of recorded data in memory. Set No. 3 has 15 records. Note: If you need to change the **ID CODE** or the **SAMPLING** time, click on the desired parameter, type the changes and click on the bar.

(Figure-13) – List of datalogged set

| REC | DATE     | TIME     | VALUE | A/C | BAT | RANGE | O/U |
|-----|----------|----------|-------|-----|-----|-------|-----|
| 233 | 99-04-09 | 08:15:55 | 63.2  | A   |     | 40-90 |     |
| 234 | 99-04-09 | 08:15:56 | 63.3  | A   |     | 40-90 |     |
| 235 | 99-04-09 | 08:15:57 | 68.2  | A   |     | 40-90 |     |
| 236 | 99-04-09 | 08:15:58 | 62.2  | A   |     | 40-90 |     |
| 237 | 99-04-09 | 08:15:59 | 69.9  | A   |     | 40-90 |     |
| 238 | 99-04-09 | 08:16:00 | 61.7  | A   |     | 40-90 |     |
| 239 | 99-04-09 | 08:16:01 | 60.9  | A   |     | 40-90 |     |
| 240 | 99-04-09 | 08:16:02 | 61.5  | A   |     | 40-90 |     |
| 241 | 99-04-09 | 08:16:03 | 62.2  | A   |     | 40-90 |     |
| 242 | 99-04-09 | 08:16:04 | 70.4  | A   |     | 40-90 |     |
| 243 | 99-04-09 | 08:16:05 | 66.3  | A   |     | 40-90 |     |
| 244 | 99-04-09 | 08:16:06 | 58.1  | A   |     | 40-90 |     |
| 245 | 99-04-09 | 08:16:07 | 64.4  | A   |     | 40-90 |     |

(Figure-14) – Graph of datalogged set



(Figure-15) – Selecting a range of datalogged records

| NO OF RECORDS |     | RANGE |     |
|---------------|-----|-------|-----|
| FROM          | TO  | MIN   | MAX |
| 1             | 246 | 0     | 80  |

OK

## **Calibration / Repair Services**

---

Extech offers complete repair and calibration services for all of the products we sell. For periodic calibration, NIST certification or repair of any Extech product, call customer service for details on services available. Extech recommends that calibration be performed on an annual basis to insure calibration integrity.

## **Warranty**

---

EXTECH INSTRUMENTS CORPORATION warrants this instrument to be free of defects in parts and workmanship for one year from date of shipment (a six month limited warranty applies on sensors and cables). If it should become necessary to return the instrument for service during or beyond the warranty period, contact the Customer Service Department at (781) 890-7440 ext. 210 for authorization or visit our website at [www.extech.com](http://www.extech.com) (click on Contact Extech and go to Service Department to request an RA number). A Return Authorization (RA) number must be issued before any product is returned to Extech. The sender is responsible for shipping charges, freight, insurance and proper packaging to prevent damage in transit. This warranty does not apply to defects resulting from action of the user such as misuse, improper wiring, operation outside of specification, improper maintenance or repair, or unauthorized modification. Extech specifically disclaims any implied warranties or merchantability or fitness for a specific purpose and will not be liable for any direct, indirect, incidental or consequential damages. Extech's total liability is limited to repair or replacement of the product. The warranty set forth above is inclusive and no other warranty, whether written or oral, is expressed or implied.



### **Support line (781) 890-7440**

Technical support: Extension 200; E-mail: [support@extech.com](mailto:support@extech.com)

Repair & Returns: Extension 210; E-mail: [repair@extech.com](mailto:repair@extech.com)

### **Product specifications subject to change without notice**

For the latest version of this User's Guide, Software updates, and other up-to-the-minute product information, visit our website:

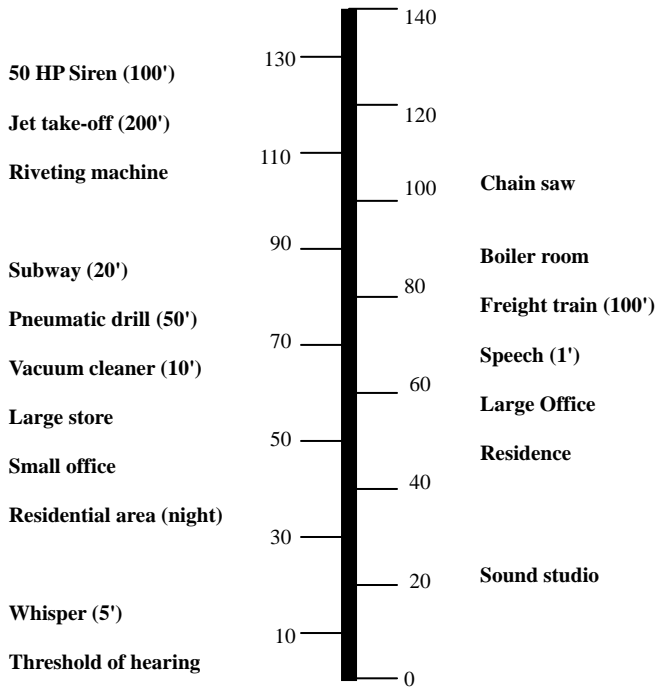
[www.extech.com](http://www.extech.com)

Extech Instruments Corporation, 285 Bear Hill Rd., Waltham, MA 02451

**Copyright © 2005 Extech Instruments Corporation. All rights reserved  
including the right of reproduction in whole or in part in any form.**

## ***Appendix - Typical 'A' Weighted Sound Levels***

---



## Software Protocol

### Data Protocol Baud rate: 9600bps

| Byte1        | Byte2  | Byte3    | Byte4       | Byte5 |
|--------------|--------|----------|-------------|-------|
| 02           | Status | Function |             | 03    |
| Leading byte |        |          | Ending byte |       |

#### Status Byte2

|   | Bit7 | Bit6 | Bit5   | Bit4   | Bit3   | Bit2 | Bit1 | Bit0 |        |
|---|------|------|--------|--------|--------|------|------|------|--------|
| 0 | Fast | C    | Normal | Normal | Normal | 0    | 0    | 0    | 30-80  |
| 1 | Slow | A    | Max    | Full   | Rec    | 0    | 0    | 1    | 40-90  |
|   |      |      |        |        |        | 0    | 1    | 0    | 50-100 |
|   |      |      |        |        |        | 0    | 1    | 1    | 60-110 |
|   |      |      |        |        |        | 1    | 0    | 0    | 70-120 |
|   |      |      |        |        |        | 1    | 0    | 1    | 80-130 |
|   |      |      |        |        |        | 1    | 1    | 0    | 30-130 |
|   |      |      |        |        |        | 1    | 1    | 1    |        |

#### Function Byte3

|   | Bit7   | Bit6   | Bit5   | Bit4 (x10 <sup>2</sup> ) | Bit3-0 (x10) |
|---|--------|--------|--------|--------------------------|--------------|
| 0 | Normal | Normal | Normal | 00-19                    |              |
| 1 | OVER   | UNDER  | BT     |                          |              |

#### Function Byte4

|   | Bit7-4 (x 10 <sup>0</sup> ) | Bit3-0 (x10 <sup>-1</sup> ) |
|---|-----------------------------|-----------------------------|
| 0 | 00-99                       |                             |
| 1 |                             |                             |

## Command Protocol

### Set time and date - Send 7 bytes

| D            | YY   | MM    | dd   | hh   | mm  | ss  |
|--------------|------|-------|------|------|-----|-----|
| leading byte | year | month | date | hour | min | sec |

### Set sampling rate – Send 3 bytes

| W            | high byte     | low byte |
|--------------|---------------|----------|
| leading byte | 1 – 65535 sec |          |

### Set ID code – Send 3 bytes

| X            | high byte | low byte |
|--------------|-----------|----------|
| leading byte | 1 – 65535 |          |

### Get software version – Output “V” - Receive 1 byte (0 – 255)

### Get system argument – Output “Y” – Receive 10 bytes

| ID Code | Version | ID code | Data sets | Last address | Sample rate |
|---------|---------|---------|-----------|--------------|-------------|
| 2bytes  | 1 byte  | 1 byte  | 1 byte    | 3 bytes      | 2 bytes     |

### Get time and date – Output “C” - Receive 6 bytes (YY+MM+dd+hh+mm+ss)

### Receive 6 bytes (Sets+YY+MM+dd+hh+mm+ss+Status+Sample rate+Records)

### Get Record – Output “K”+N records”

### Receive (YY+MM+dd+hh+mm+ss+Status+Sampling rate+Records+1<sup>st</sup> record+2<sup>nd</sup> record+...+nth record)

Erase Command: “EEE” (3 bytes)

Switch Fast/Slow: “F” (1 byte)

Switch A/C: “A” (1 byte)

Switch range: “U” (up), “P” (down) (1 byte)

Set MAX spl; “M” (1 byte)

Stop Recording: “T” (1 byte)

Start Recording: “S” (1 byte)

# Certificate of Calibration

Certificate Number: 21901

Document Number: 16616

## Customer Details:

Customer Name: CSA GROUP INC.-ENV. ENG. DEPT.

## Instrument Details:

Manufacturer: EXTECH INSTRUMENTS

Description: SOUND LEVEL CALIBRATOR

Model Number: 407769

Serial Number: 991209143

Equip. ID Number: N/A

Calibration Date: April 21, 2009

Calibration Due: April 21, 2010

Cal. Interval: 12 MONTHS

As Received: IN TOLERANCE

## Environmental Details:

Temperature: 21 Deg. +/- 5 C

Relative Humidity: 40 % +/- 15 %

## Procedures Used:


Calibration Procedure: EICM407769-CP

## Certification

Extech Instruments certifies that the instrument listed above meets the specifications of the manufacturer at the completion of its calibration. Standards used are traceable to the National Institute of Standards and Technology (NIST), or have been derived from accepted values, natural physical constants, or through the use of the ratio method of self-calibration techniques. Methods used are in accordance with ISO 10012-1 and ANSI/NC SL Z540-1-1994. This certificate is not to be reproduced other than in full, except with prior written approval of Extech Instruments Corporation. All the calibration standards used have an accuracy ratio of 4:1 or better, unless otherwise stated.

## Technicians Notes:

Technician: RICH SLATER

Approved By: 

# Certificate of Calibration

Certificate Number: 21901

Document Number: 16616

Model Number: 407769

S/N: 991209143

As Received

## Calibration Data

| Standard   | UUT   | Accuracy      | High Limit | Low Limit | Error | Status |
|--|-------|---------------|------------|-----------|-------|--------|
| <b>Function: dB (A Weighting Curve) Frequency/Distortion</b> |       |               |            |           |       |        |
| 94.0 dB  | 94.2  | +/- (0.5 dB)  | 94.5       | 93.5      | 0.2   | PASS   |
| 114.0 dB   | 114.1 | +/- (0.5 dB)  | 114.5      | 113.5     | 0.1   | PASS   |
| 1000 kHz (94.0 dB)   | 1029  | +/- (4.0% FS) | 1040       | 960       | 29    | PASS   |
| 0.0 Distortion   | 0.4   | <3%           | 3.0        | 0.1       | 0.4   | PASS   |

## Final Reading

### Calibration Data

| Standard   | UUT   | Accuracy      | High Limit | Low Limit | Error | Status |
|--|-------|---------------|------------|-----------|-------|--------|
| <b>Function: dB (A Weighting Curve) Frequency/Distortion</b> |       |               |            |           |       |        |
| 94.0 dB  | 94.2  | +/- (0.5 dB)  | 94.5       | 93.5      | 0.2   | PASS   |
| 114.0 dB   | 114.1 | +/- (0.5 dB)  | 114.5      | 113.5     | 0.1   | PASS   |
| 1000 kHz (94.0 dB)   | 1029  | +/- (4.0% FS) | 1040       | 960       | 29    | PASS   |
| 0.0 Distortion   | 0.4   | <3%           | 3.0        | 0.1       | 0.4   | PASS   |

UUT-Unit Under Test

## Standards Used

| Manufacturer    | Model # | Serial #  | Description         | Cal. Due Date     |
|-----------------|---------|-----------|---------------------|-------------------|
| BRUEL & KJAER   | 4226    | 1806659   | ACOUSTIC CALIBRATOR | May 21, 2009      |
| HEWLETT-PACKARD | 334A    | 822-01348 | DISTORTION ANALYZER | February 19, 2010 |
| RACAL-DANA      | 1992    | 970676    | ELECTRICAL COUNTER  | February 19, 2010 |

N.I.S.T. Reference No.: Standards traceable to N.I.S.T. listed above are on file and available upon request.

## Certificate of Calibration

Certificate Number: **35664**

Document Number: **16616**

### Customer Details:

Customer Name: CSA GROUP INC.-ENV. ENG. DEPT.

### Instrument Details:

Manufacturer: EXTECH INSTRUMENTS

Calibration Date: March 31, 2010

Description: SOUND LEVEL CALIBRATOR

Calibration Due: March 31, 2011

Model Number: 407769

Cal. Interval: 12 MONTHS

Serial Number: 991209143

As Received: IN TOLERANCE

Equip. ID Number: N/A

### Environmental Details:

Temperature: 21 Deg. +/- 5 C

Relative Humidity: 40 % +/- 15 %

### Procedures Used:


Calibration Procedure: EICM407769-CP

## Certification

Extech Instruments certifies that the instrument listed above meets the specifications of the manufacturer at the completion of its calibration. Standards used are traceable to the National Institute of Standards and Technology (NIST), or have been derived from accepted values, natural physical constants, or through the use of the ratio method of self-calibration techniques. Methods used are in accordance with ISO 10012-1 and ANSI/NCSL Z540-1-1994. This certificate is not to be reproduced other than in full, except with prior written approval of Extech Instruments Corporation. All the calibration standards used have an accuracy ratio of 4:1 or better, unless otherwise stated.

### Technicians Notes:

Technician: TERI KING

Approved By: 

# Certificate of Calibration

Certificate Number: **35664**

Document Number: **16616**

Model Number: 407769

S/N: 991209143

**As Received**

## Calibration Data

| Standard   | UUT   | Accuracy     | High Limit | Low Limit | Error | Status |
|--|-------|--------------|------------|-----------|-------|--------|
| <b>Function: dB (A Weighting Curve) Frequency/Distortion</b> |       |              |            |           |       |        |
| 94.0dB   | 94.1  | +/- (0.5 dB) | 94.5       | 93.5      | 0.1   | PASS   |
| 114.0dB  | 114.0 | +/- (0.5 dB) | 114.5      | 113.5     | 0.0   | PASS   |
| 1000 kHz (94.0 dB)   | 1031  | +/- (4.0%FS) | 1040       | 960       | 31    | PASS   |
| 0.0 Distortion   | 0.9   | <3%          | 3.0        | 0.1       | 0.9   | PASS   |

## Final Reading

### Calibration Data

| Standard   | UUT   | Accuracy     | High Limit | Low Limit | Error | Status |
|--|-------|--------------|------------|-----------|-------|--------|
| <b>Function: dB (A Weighting Curve) Frequency/Distortion</b> |       |              |            |           |       |        |
| 94.0 dB  | 94.1  | +/- (0.5 dB) | 94.5       | 93.5      | 0.1   | PASS   |
| 114.0 dB   | 114.0 | +/- (0.5 dB) | 114.5      | 113.5     | 0.0   | PASS   |
| 1000 kHz (94.0 dB)   | 1031  | +/- (4.0%FS) | 1040       | 960       | 31    | PASS   |
| 0.0 Distortion   | 0.9   | <3%          | 3.0        | 0.1       | 0.9   | PASS   |

UUT-Unit Under Test

## Standards Used

| Manufacturer    | Model # | Serial #  | Description              | Cal. Due Date     |
|-----------------|---------|-----------|--------------------------|-------------------|
| HEWLETT-PACKARD | 334A    | 822-01348 | DISTORTION ANALYZER      | February 26, 2011 |
| BRUEL & KJAER   | 4226    | 2590973   | ACOUSTIC CALIBRATOR 4226 | August 26, 2010   |
| RACAL-DANA      | 1992    | 970676    | ELECTRICAL COUNTER       | February 24, 2011 |

N.I.S.T. Reference No.: Standards traceable to N.I.S.T. listed above are on file and available upon request.



## **Appendix B: Registry of Sound Measurements**



## NOISE SURVEY FIELD NOTES

### Project Information

Project Name Resource Recovery Facility Project Date 21-January-2010  
Project Number 09PR078C00 Day of Week Thursday  
Project Location Arecibo, PR Surveyors Jairo Castillo Valenzuela

### Receptor Information

ID: R-1 Receptor Location: Farmacia del Carmen  
Receiver Type: Commercial Source Type: Industrial  
Major Noise Source: Vehicles, Trucks  
Secondary Noise Source: Environment  
Interval Start Time: 17:53:21 Interval Duration: 30 minutes  
Period Represented: DAY NIGHT

Site Sketch



### Meteorology

Humidity (90 % Max): 75 Altitude (Up to 2000 m):      Cloud Over: Cloudy  
Wind Speed: 1mph Wind Direction: east Temperature (32 – 104 °F): 83.8

### Instrument: Extech Sound Level Meter Serial No. 071012600

Weighting: A Response Setting: slow Calibrated: Yes



## NOISE SURVEY FIELD NOTES

### Project Information

Project Name Resource Recovery Facility Project Date 21-January-2010  
Project Number 09PR078C00 Day of Week Thursday  
Project Location Arecibo, PR Surveyors Jairo Castillo Valenzuela

### Receptor Information

ID: R-1 Receptor Location: Farmacia del Carmen  
Receiver Type: Residential Source Type: Industrial  
Major Noise Source: Vehicles  
Secondary Noise Source: Environment  
Interval Start Time: 23:39:32 Interval Duration: 30 minutes  
Period Represented: DAY NIGHT

### Site Sketch



### Meteorology

Humidity (90 % Max): 74 Altitude (Up to 2000 m): 9.5 Cloud Over: Cleared  
Wind Speed: ~ mph Wind Direction: east Temperature (32 – 104 °F): 81.5

### Instrument: Extech Sound Level Meter Serial No. 071012600

Weighting: A Response Setting: slow Calibrated: Yes



## NOISE SURVEY FIELD NOTES

### Project Information

|                  |   |             |                                  |
|------------------|---|-------------|----------------------------------|
| Project Name     | <u>Resource Recovery Facility Project</u> | Date        | <u>21-January-2010</u>           |
| Project Number   | <u>09PR078C00</u>                         | Day of Week | <u>Thursday</u>                  |
| Project Location | <u>Arecibo, PR</u>                        | Surveyors   | <u>Jairo Castillo Valenzuela</u> |

### Receptor Information

ID: R-2 Receptor Location: Hospital Metropolitano  
Receiver Type: Tranquility Source Type: Industrial  
Major Noise Source: Vehicles, Pedestrian  
Secondary Noise Source: Environment  
Interval Start Time: 18:35:51 Interval Duration: 30 minutes  
Period Represented: DAY NIGHT  
Site Sketch



### Meteorology

Humidity (90 % Max): 84 Altitude (Up to 2000 m): 9.5 Cloud Over: Cloudy  
Wind Speed: 5 mph Wind Direction: west Temperature (32 – 104 °F): 81.4

### Instrument: Extech Sound Level Meter Serial No. 071012600

Weighting: A Response Setting: slow Calibrated: Yes



## NOISE SURVEY FIELD NOTES

### Project Information

Project Name Resource Recovery Facility Project Date 21-January-2010  
Project Number 09PR078C00 Day of Week Thursday  
Project Location Arecibo, PR Surveyors Jairo Castillo Valenzuela

### Receptor Information

ID: R-2 Receptor Location: Hospital Metropolitano  
Receiver Type: Tranquility Source Type: Industrial  
Major Noise Source: Vehicle  
Secondary Noise Source: Environment  
Interval Start Time: 00:14:55 Interval Duration: 30 minutes  
Period Represented: DAY **NIGHT**

### Site Sketch



### Meteorology

Humidity (90 % Max): 78 Altitude (Up to 2000 m): 3 Cloud Over: Cleared  
Wind Speed: 1.8 mph Wind Direction: west Temperature (32 – 104 °F): 82.3

### Instrument: Extech Sound Level Meter Serial No. 071012600

Weighting: A Response Setting: slow Calibrated: Yes



## NOISE SURVEY FIELD NOTES

### Project Information

Project Name Resource Recovery Facility Project Date 21-January-2010  
Project Number 09PR078C00 Day of Week Thursday  
Project Location Arecibo, PR Surveyors Jairo Castillo Valenzuela

### Receptor Information

ID: R-3 Receptor Location: Battery Recycling  
Receiver Type: Industrial Source Type: Industrial  
Major Noise Source: Vehicle  
Secondary Noise Source: Environment  
Interval Start Time: 20:56:24 Interval Duration: 30 minutes  
Period Represented: **DAY** NIGHT

### Site Sketch



### Meteorology

Humidity (90 % Max): 80 Altitudes (Up to 2000 m): 3 Cloud Over: Cleared  
Wind Speed: 0.5 mph Wind Direction: East Temperature (32 – 104 °F): 80.1

### Instrument: Extech Sound Level Meter Serial No. 071012600

Weighting: A Response Setting: slow Calibrated: Yes



## NOISE SURVEY FIELD NOTES

### Project Information

Project Name Resource Recovery Facility Project Date 21-January-2010  
Project Number 09PR078C00 Day of Week Thursday  
Project Location Arecibo, PR Surveyors Jairo Castillo Valenzuela

### Receptor Information

ID: R-3 Receptor Location: Battery Recycling  
Receiver Type: Industrial Source Type: Industrial  
Major Noise Source: Vehicle  
Secondary Noise Source: Environment  
Interval Start Time: 23:22:03 Interval Duration: 30 minutes  
Period Represented: DAY **NIGHT**

### Site Sketch



### Meteorology

Humidity (90 % Max): 88 Altitude (Up to 2000 m): 3 Cloud Over: Cleared  
Wind Speed: 0.5 mph Wind Direction: East Temperature (32 – 104 °F): 83.5

### Instrument: Extech Sound Level Meter Serial No. 071012600

Weighting: A Response Setting: slow Calibrated: Yes



## NOISE SURVEY FIELD NOTES

### Project Information

Project Name Resource Recovery Facility Project Date 21-January-2010  
Project Number 09PR078C00 Day of Week Thursday  
Project Location Arecibo, PR Surveyors Jairo Castillo Valenzuela

### Receptor Information

ID: R-4 Receptor Location: Residential Properties  
Receiver Type: Residential Source Type: Industrial  
Major Noise Source: Vehicles  
Secondary Noise Source: Environment  
Interval Start Time: 20:16:31 Interval Duration: 30 minutes  
Period Represented: DAY NIGHT  
Site Sketch



### Meteorology

Humidity (90 % Max): 88 Altitude (Up to 2000 m): 3 Cloud Over: Cloudy  
Wind Speed: 0.2 mph Wind Direction: east Temperature (32 – 104 °F): 80.2

### Instrument: Extech Sound Level Meter Serial No. 071012600

Weighting: A Response Setting: slow Calibrated: Yes





## NOISE SURVEY FIELD NOTES

### Project Information

Project Name Resource Recovery Facility Project Date January 22, 2010  
Project Number 09PR078C00 Day of Week Friday  
Project Location Arecibo, PR Surveyors Jairo Castillo Valenzuela

### Receptor Information

ID: R-4 Receptor Location: Residential Properties  
Receiver Type: Residential Source Type: Industrial  
Major Noise Source: Vehicle  
Secondary Noise Source: Environment  
Interval Start Time: 01:36:00 Interval Duration: 30 minutes  
Period Represented: DAY **NIGHT**

### Site Sketch



### Meteorology

Humidity (90 % Max): 78 Altitude (Up to 2000 m): 3 Cloud Over: Cleared  
Wind Speed: 0.87 mph Wind Direction: west Temperature (32 – 104 °F): 80.0

### Instrument: Extech Sound Level Meter Serial No. 071012600

Weighting: A Response Setting: slow Calibrated: Yes



## NOISE SURVEY FIELD NOTES

### Project Information

Project Name Resource Recovery Facility Project Date April 27, 2010  
Project Number 09PR078C00 Day of Week Wednesday  
Project Location Arecibo, PR Surveyors Jairo Castillo Valenzuela

### Receptor Information

ID: R-5 Receptor Location: Residential Properties  
Receiver Type: Residential Source Type: Industrial  
Major Noise Source: Vehicles, dragging race  
Secondary Noise Source: Environment  
Interval Start Time: 21:21:00 Interval Duration: 10 minutes  
Period Represented: **DAY** NIGHT

### Site Sketch



### Meteorology

Humidity (90 % Max): 58 Altitude (Up to 2000 m): 3 Cloud Over: Cleared  
Wind Speed: 0.5 mph Wind Direction: east Temperature (32 – 104 °F): 74.0

### Instrument: Extech Sound Level Meter Serial No. 071012600

Weighting: A Response Setting: slow Calibrated: Yes



## NOISE SURVEY FIELD NOTES

### Project Information

Project Name      Resource Recovery                      Date      April 27, 2010  
                                 Facility Project  
Project Number      09PR078C00                      Day of Week      Wednesday  
Project Location      Arecibo, PR                      Surveyors      Jairo Castillo Valenzuela

### Receptor Information

ID:   R-5                        Receptor Location: Residential Properties  
Receiver Type: Residential                      Source Type: Industrial  
Major Noise Source: Vehicle  
Secondary Noise Source: Environment  
Interval Start Time: 22:00:04                      Interval Duration: 15 minutes  
Period Represented:      DAY      **NIGHT**

### Site Sketch



### Meteorology

Humidity (90 % Max): 57      Altitude (Up to 2000 m): 3      Cloud Over: Cleared  
Wind Speed: 0.5 mph      Wind Direction: east      Temperature (32 – 104 °F): 73.5

### Instrument: Extech Sound Level Meter Serial No. 071012600

Weighting: A                      Response Setting: slow                      Calibrated: Yes



## NOISE SURVEY FIELD NOTES


### Project Information

Project Name      Resource Recovery                      Date    February 16, 2010  
                                 Facility Project  
Project Number    09PR078C00                      Day of Week    Tuesday  
Project Location    Arecibo, PR                      Surveyors      Jairo Castillo Valenzuela

### Receptor Information

ID: R-6                                      Receptor Location: Residential Properties-Domingo  
Receiver Type: Residential              Source Type: Industrial  
Major Noise Source: Vehicle  
Secondary Noise Source: Environment  
Interval Start Time: 11:25:37              Interval Duration: 15 minutes  
Period Represented:    DAY    **NIGHT**

### Site Sketch



### Meteorology

Humidity (90 % Max): 52    Altitude (Up to 2000 m): 3    Cloud Over: Cleared  
Wind Speed: 0.5 mph    Wind Direction: east    Temperature (32 – 104 °F): 92.8

### Instrument: Extech Sound Level Meter Serial No. 071012600

Weighting: A                      Response Setting: slow                      Calibrated: Yes



## NOISE SURVEY FIELD NOTES

### Project Information

Project Name      Resource Recovery                      Date    February 16, 2010  
                                 Facility Project  
Project Number    09PR078C00                      Day of Week    Tuesday  
Project Location    Arecibo, PR                      Surveyors      Jairo Castillo Valenzuela

### Receptor Information

ID:   R-7                        Receptor Location: Residential Properties Domingo  
Receiver Type: Residential                      Source Type: Industrial  
Major Noise Source: Vehicle  
Secondary Noise Source: Environment  
Interval Start Time: 11:25:37                      Interval Duration: 15 minutes  
Period Represented:    DAY    NIGHT

### Site Sketch



### Meteorology

Humidity (90 % Max): 59    Cloud Over: Cleared  
Wind Speed: 1 mph    Wind Direction: east    Temperature (32 – 104 °F): 89.3  
**Instrument: Extech Sound Level Meter Serial No. 071012600**  
Weighting: A                      Response Setting: slow                      Calibrated: Yes



## NOISE SURVEY FIELD NOTES

### Project Information

Project Name Resource Recovery Facility Project Date February 16, 2010  
Project Number 09PR078C00 Day of Week Tuesday  
Project Location Arecibo, PR Surveyors Jairo Castillo Valenzuela

### Receptor Information

ID: R- 8 Receptor Location: Residential Properties-Domingo  
Receiver Type: Residential Source Type: Industrial  
Major Noise Source: Vehicle  
Secondary Noise Source: Environment  
Interval Start Time: 12:02:35 Interval Duration: 15 minutes  
Period Represented: DAY NIGHT

### Site Sketch



### Meteorology

Humidity (90 % Max): 57 Cloud Over: Cleared  
Wind Speed: 0.5 mph Wind Direction: east Temperature (32 – 104 °F): 92.1

### Instrument: Extech Sound Level Meter Serial No. 071012600

Weighting: A Response Setting: slow Calibrated: Yes

## **Appendix C: Sound Level Data**

## Receiver 1- Day

| Point | Date      | Time     | Pressure | Unit | Scale | Acumulate Time | 10 <sup>^(.1*A)</sup> | L <sub>min</sub> | L <sub>max</sub> | L <sub>10</sub> | L <sub>eq</sub> |
|-------|-----------|----------|----------|------|-------|----------------|-----------------------|------------------|------------------|-----------------|-----------------|
| 1     | 1/21/2010 | 17:53:19 | 65.9     | A    | 40-90 | 0:00:00        | 3890451.45            | 52.6             | 82.2             | 68.1            | 66.2            |
| 2     | 1/21/2010 | 17:53:21 | 65.2     | A    | 40-90 | 0:00:02        | 3311311.215           | 52.6             | 82.2             | 68.1            | 66.2            |
| 3     | 1/21/2010 | 17:53:23 | 62       | A    | 40-90 | 0:00:04        | 1584893.192           | 52.6             | 82.2             | 68.1            | 66.2            |
| 4     | 1/21/2010 | 17:53:25 | 60.1     | A    | 40-90 | 0:00:06        | 1023292.992           | 52.6             | 82.2             | 68.1            | 66.2            |
| 5     | 1/21/2010 | 17:53:27 | 64.4     | A    | 40-90 | 0:00:08        | 2754228.703           | 52.6             | 82.2             | 68.1            | 66.2            |
| 6     | 1/21/2010 | 17:53:29 | 63.9     | A    | 40-90 | 0:00:10        | 2454708.916           | 52.6             | 82.2             | 68.1            | 66.2            |
| 7     | 1/21/2010 | 17:53:31 | 64.1     | A    | 40-90 | 0:00:12        | 2570395.783           | 52.6             | 82.2             | 68.1            | 66.2            |
| 8     | 1/21/2010 | 17:53:33 | 64.9     | A    | 40-90 | 0:00:14        | 3090295.433           | 52.6             | 82.2             | 68.1            | 66.2            |
| 9     | 1/21/2010 | 17:53:35 | 66.4     | A    | 40-90 | 0:00:16        | 4365158.322           | 52.6             | 82.2             | 68.1            | 66.2            |
| 10    | 1/21/2010 | 17:53:37 | 66.8     | A    | 40-90 | 0:00:18        | 4786300.923           | 52.6             | 82.2             | 68.1            | 66.2            |
| 11    | 1/21/2010 | 17:53:39 | 66.9     | A    | 40-90 | 0:00:20        | 4897788.194           | 52.6             | 82.2             | 68.1            | 66.2            |
| 12    | 1/21/2010 | 17:53:41 | 62.1     | A    | 40-90 | 0:00:22        | 1621810.097           | 52.6             | 82.2             | 68.1            | 66.2            |
| 13    | 1/21/2010 | 17:53:43 | 62.2     | A    | 40-90 | 0:00:24        | 1659586.907           | 52.6             | 82.2             | 68.1            | 66.2            |
| 14    | 1/21/2010 | 17:53:45 | 59.8     | A    | 40-90 | 0:00:26        | 954992.586            | 52.6             | 82.2             | 68.1            | 66.2            |
| 15    | 1/21/2010 | 17:53:47 | 60.7     | A    | 40-90 | 0:00:28        | 1174897.555           | 52.6             | 82.2             | 68.1            | 66.2            |
| 16    | 1/21/2010 | 17:53:49 | 60.2     | A    | 40-90 | 0:00:30        | 1047128.548           | 52.6             | 82.2             | 68.1            | 66.2            |
| 17    | 1/21/2010 | 17:53:51 | 60.4     | A    | 40-90 | 0:00:32        | 1096478.196           | 52.6             | 82.2             | 68.1            | 66.2            |
| 18    | 1/21/2010 | 17:53:53 | 60.6     | A    | 40-90 | 0:00:34        | 1148153.621           | 52.6             | 82.2             | 68.1            | 66.2            |
| 19    | 1/21/2010 | 17:53:55 | 58.8     | A    | 40-90 | 0:00:36        | 758577.575            | 52.6             | 82.2             | 68.1            | 66.2            |
| 20    | 1/21/2010 | 17:53:57 | 62.2     | A    | 40-90 | 0:00:38        | 1659586.907           | 52.6             | 82.2             | 68.1            | 66.2            |
| 21    | 1/21/2010 | 17:53:59 | 62.8     | A    | 40-90 | 0:00:40        | 1905460.718           | 52.6             | 82.2             | 68.1            | 66.2            |
| 22    | 1/21/2010 | 17:54:01 | 60       | A    | 40-90 | 0:00:42        | 1000000               | 52.6             | 82.2             | 68.1            | 66.2            |
| 23    | 1/21/2010 | 17:54:03 | 57.1     | A    | 40-90 | 0:00:44        | 512861.384            | 52.6             | 82.2             | 68.1            | 66.2            |
| 24    | 1/21/2010 | 17:54:05 | 55.8     | A    | 40-90 | 0:00:46        | 380189.3963           | 52.6             | 82.2             | 68.1            | 66.2            |
| 25    | 1/21/2010 | 17:54:07 | 55.3     | A    | 40-90 | 0:00:48        | 338844.1561           | 52.6             | 82.2             | 68.1            | 66.2            |
| 26    | 1/21/2010 | 17:54:09 | 56.7     | A    | 40-90 | 0:00:50        | 467735.1413           | 52.6             | 82.2             | 68.1            | 66.2            |
| 27    | 1/21/2010 | 17:54:11 | 60.2     | A    | 40-90 | 0:00:52        | 1047128.548           | 52.6             | 82.2             | 68.1            | 66.2            |
| 28    | 1/21/2010 | 17:54:13 | 60.5     | A    | 40-90 | 0:00:54        | 1122018.454           | 52.6             | 82.2             | 68.1            | 66.2            |
| 29    | 1/21/2010 | 17:54:15 | 60.7     | A    | 40-90 | 0:00:56        | 1174897.555           | 52.6             | 82.2             | 68.1            | 66.2            |



## Receiver 1- Day

| Point | Date      | Time     | Pressure | Unit | Scale | Acumulate Time | 10 <sup>^(.1*A)</sup> | L <sub>min</sub> | L <sub>max</sub> | L <sub>10</sub> | L <sub>eq</sub> |
|-------|-----------|----------|----------|------|-------|----------------|-----------------------|------------------|------------------|-----------------|-----------------|
| 30    | 1/21/2010 | 17:54:17 | 57.5     | A    | 40-90 | 0:00:58        | 562341.3252           | 52.6             | 82.2             | 68.1            | 66.2            |
| 31    | 1/21/2010 | 17:54:19 | 58.5     | A    | 40-90 | 0:01:00        | 707945.7844           | 52.6             | 82.2             | 68.1            | 66.2            |
| 32    | 1/21/2010 | 17:54:21 | 70.9     | A    | 40-90 | 0:01:02        | 12302687.71           | 52.6             | 82.2             | 68.1            | 66.2            |
| 33    | 1/21/2010 | 17:54:23 | 71.1     | A    | 40-90 | 0:01:04        | 12882495.52           | 52.6             | 82.2             | 68.1            | 66.2            |
| 34    | 1/21/2010 | 17:54:25 | 69.2     | A    | 40-90 | 0:01:06        | 8317637.711           | 52.6             | 82.2             | 68.1            | 66.2            |
| 35    | 1/21/2010 | 17:54:27 | 66.1     | A    | 40-90 | 0:01:08        | 4073802.778           | 52.6             | 82.2             | 68.1            | 66.2            |
| 36    | 1/21/2010 | 17:54:29 | 62.8     | A    | 40-90 | 0:01:10        | 1905460.718           | 52.6             | 82.2             | 68.1            | 66.2            |
| 37    | 1/21/2010 | 17:54:31 | 61.2     | A    | 40-90 | 0:01:12        | 1318256.739           | 52.6             | 82.2             | 68.1            | 66.2            |
| 38    | 1/21/2010 | 17:54:33 | 59.2     | A    | 40-90 | 0:01:14        | 831763.7711           | 52.6             | 82.2             | 68.1            | 66.2            |
| 39    | 1/21/2010 | 17:54:35 | 63.2     | A    | 40-90 | 0:01:16        | 2089296.131           | 52.6             | 82.2             | 68.1            | 66.2            |
| 40    | 1/21/2010 | 17:54:37 | 61.6     | A    | 40-90 | 0:01:18        | 1445439.771           | 52.6             | 82.2             | 68.1            | 66.2            |
| 41    | 1/21/2010 | 17:54:39 | 59.7     | A    | 40-90 | 0:01:20        | 933254.3008           | 52.6             | 82.2             | 68.1            | 66.2            |
| 42    | 1/21/2010 | 17:54:41 | 59.9     | A    | 40-90 | 0:01:22        | 977237.221            | 52.6             | 82.2             | 68.1            | 66.2            |
| 43    | 1/21/2010 | 17:54:43 | 59.9     | A    | 40-90 | 0:01:24        | 977237.221            | 52.6             | 82.2             | 68.1            | 66.2            |
| 44    | 1/21/2010 | 17:54:45 | 58.8     | A    | 40-90 | 0:01:26        | 758577.575            | 52.6             | 82.2             | 68.1            | 66.2            |
| 45    | 1/21/2010 | 17:54:47 | 57.9     | A    | 40-90 | 0:01:28        | 616595.0019           | 52.6             | 82.2             | 68.1            | 66.2            |
| 46    | 1/21/2010 | 17:54:49 | 57.5     | A    | 40-90 | 0:01:30        | 562341.3252           | 52.6             | 82.2             | 68.1            | 66.2            |
| 47    | 1/21/2010 | 17:54:51 | 59.7     | A    | 40-90 | 0:01:32        | 933254.3008           | 52.6             | 82.2             | 68.1            | 66.2            |
| 48    | 1/21/2010 | 17:54:53 | 60.6     | A    | 40-90 | 0:01:34        | 1148153.621           | 52.6             | 82.2             | 68.1            | 66.2            |
| 49    | 1/21/2010 | 17:54:55 | 60       | A    | 40-90 | 0:01:36        | 1000000               | 52.6             | 82.2             | 68.1            | 66.2            |
| 50    | 1/21/2010 | 17:54:57 | 59.9     | A    | 40-90 | 0:01:38        | 977237.221            | 52.6             | 82.2             | 68.1            | 66.2            |
| 51    | 1/21/2010 | 17:54:59 | 60.8     | A    | 40-90 | 0:01:40        | 1202264.435           | 52.6             | 82.2             | 68.1            | 66.2            |
| 52    | 1/21/2010 | 17:55:01 | 61.8     | A    | 40-90 | 0:01:42        | 1513561.248           | 52.6             | 82.2             | 68.1            | 66.2            |
| 53    | 1/21/2010 | 17:55:03 | 63.5     | A    | 40-90 | 0:01:44        | 2238721.139           | 52.6             | 82.2             | 68.1            | 66.2            |
| 54    | 1/21/2010 | 17:55:05 | 65       | A    | 40-90 | 0:01:46        | 3162277.66            | 52.6             | 82.2             | 68.1            | 66.2            |
| 55    | 1/21/2010 | 17:55:07 | 61.4     | A    | 40-90 | 0:01:48        | 1380384.265           | 52.6             | 82.2             | 68.1            | 66.2            |
| 56    | 1/21/2010 | 17:55:09 | 67.4     | A    | 40-90 | 0:01:50        | 5495408.739           | 52.6             | 82.2             | 68.1            | 66.2            |
| 57    | 1/21/2010 | 17:55:11 | 75.8     | A    | 40-90 | 0:01:52        | 38018939.63           | 52.6             | 82.2             | 68.1            | 66.2            |
| 58    | 1/21/2010 | 17:55:13 | 80.9     | A    | 40-90 | 0:01:54        | 123026877.1           | 52.6             | 82.2             | 68.1            | 66.2            |

## Receiver 1- Day

| Point | Date      | Time     | Pressure | Unit | Scale | Acumulate Time | 10 <sup>^(.1*A)</sup> | L <sub>min</sub> | L <sub>max</sub> | L <sub>10</sub> | L <sub>eq</sub> |
|-------|-----------|----------|----------|------|-------|----------------|-----------------------|------------------|------------------|-----------------|-----------------|
| 59    | 1/21/2010 | 17:55:15 | 81.6     | A    | 40-90 | 0:01:56        | 144543977.1           | 52.6             | 82.2             | 68.1            | 66.2            |
| 60    | 1/21/2010 | 17:55:17 | 78.6     | A    | 40-90 | 0:01:58        | 72443596.01           | 52.6             | 82.2             | 68.1            | 66.2            |
| 61    | 1/21/2010 | 17:55:19 | 78.8     | A    | 40-90 | 0:02:00        | 75857757.5            | 52.6             | 82.2             | 68.1            | 66.2            |
| 62    | 1/21/2010 | 17:55:21 | 82.2     | A    | 40-90 | 0:02:02        | 165958690.7           | 52.6             | 82.2             | 68.1            | 66.2            |
| 63    | 1/21/2010 | 17:55:23 | 80       | A    | 40-90 | 0:02:04        | 100000000             | 52.6             | 82.2             | 68.1            | 66.2            |
| 64    | 1/21/2010 | 17:55:25 | 74.4     | A    | 40-90 | 0:02:06        | 27542287.03           | 52.6             | 82.2             | 68.1            | 66.2            |
| 65    | 1/21/2010 | 17:55:27 | 73.2     | A    | 40-90 | 0:02:08        | 20892961.31           | 52.6             | 82.2             | 68.1            | 66.2            |
| 66    | 1/21/2010 | 17:55:29 | 68.7     | A    | 40-90 | 0:02:10        | 7413102.413           | 52.6             | 82.2             | 68.1            | 66.2            |
| 67    | 1/21/2010 | 17:55:31 | 68.2     | A    | 40-90 | 0:02:12        | 6606934.48            | 52.6             | 82.2             | 68.1            | 66.2            |
| 68    | 1/21/2010 | 17:55:33 | 66.1     | A    | 40-90 | 0:02:14        | 4073802.778           | 52.6             | 82.2             | 68.1            | 66.2            |
| 69    | 1/21/2010 | 17:55:35 | 63.3     | A    | 40-90 | 0:02:16        | 2137962.09            | 52.6             | 82.2             | 68.1            | 66.2            |
| 70    | 1/21/2010 | 17:55:37 | 67.1     | A    | 40-90 | 0:02:18        | 5128613.84            | 52.6             | 82.2             | 68.1            | 66.2            |
| 71    | 1/21/2010 | 17:55:39 | 66.6     | A    | 40-90 | 0:02:20        | 4570881.896           | 52.6             | 82.2             | 68.1            | 66.2            |
| 72    | 1/21/2010 | 17:55:41 | 67.5     | A    | 40-90 | 0:02:22        | 5623413.252           | 52.6             | 82.2             | 68.1            | 66.2            |
| 73    | 1/21/2010 | 17:55:43 | 66.8     | A    | 40-90 | 0:02:24        | 4786300.923           | 52.6             | 82.2             | 68.1            | 66.2            |
| 74    | 1/21/2010 | 17:55:45 | 66.2     | A    | 40-90 | 0:02:26        | 4168693.835           | 52.6             | 82.2             | 68.1            | 66.2            |
| 75    | 1/21/2010 | 17:55:47 | 65.3     | A    | 40-90 | 0:02:28        | 3388441.561           | 52.6             | 82.2             | 68.1            | 66.2            |
| 76    | 1/21/2010 | 17:55:49 | 63.7     | A    | 40-90 | 0:02:30        | 2344228.815           | 52.6             | 82.2             | 68.1            | 66.2            |
| 77    | 1/21/2010 | 17:55:51 | 66.4     | A    | 40-90 | 0:02:32        | 4365158.322           | 52.6             | 82.2             | 68.1            | 66.2            |
| 78    | 1/21/2010 | 17:55:53 | 64.8     | A    | 40-90 | 0:02:34        | 3019951.72            | 52.6             | 82.2             | 68.1            | 66.2            |
| 79    | 1/21/2010 | 17:55:55 | 66       | A    | 40-90 | 0:02:36        | 3981071.706           | 52.6             | 82.2             | 68.1            | 66.2            |
| 80    | 1/21/2010 | 17:55:57 | 66       | A    | 40-90 | 0:02:38        | 3981071.706           | 52.6             | 82.2             | 68.1            | 66.2            |
| 81    | 1/21/2010 | 17:55:59 | 63.3     | A    | 40-90 | 0:02:40        | 2137962.09            | 52.6             | 82.2             | 68.1            | 66.2            |
| 82    | 1/21/2010 | 17:56:01 | 65.1     | A    | 40-90 | 0:02:42        | 3235936.569           | 52.6             | 82.2             | 68.1            | 66.2            |
| 83    | 1/21/2010 | 17:56:03 | 71       | A    | 40-90 | 0:02:44        | 12589254.12           | 52.6             | 82.2             | 68.1            | 66.2            |
| 84    | 1/21/2010 | 17:56:05 | 65.8     | A    | 40-90 | 0:02:46        | 3801893.963           | 52.6             | 82.2             | 68.1            | 66.2            |
| 85    | 1/21/2010 | 17:56:07 | 71.1     | A    | 40-90 | 0:02:48        | 12882495.52           | 52.6             | 82.2             | 68.1            | 66.2            |
| 86    | 1/21/2010 | 17:56:09 | 65.4     | A    | 40-90 | 0:02:50        | 3467368.505           | 52.6             | 82.2             | 68.1            | 66.2            |
| 87    | 1/21/2010 | 17:56:11 | 65.1     | A    | 40-90 | 0:02:52        | 3235936.569           | 52.6             | 82.2             | 68.1            | 66.2            |

## Receiver 1- Day

| Point | Date      | Time     | Pressure | Unit | Scale | Acumulate Time | $10^{(.1*A)}$ | $L_{min}$ | $L_{max}$ | $L_{10}$ | $L_{eq}$ |
|-------|-----------|----------|----------|------|-------|----------------|---------------|-----------|-----------|----------|----------|
| 88    | 1/21/2010 | 17:56:13 | 64.4     | A    | 40-90 | 0:02:54        | 2754228.703   | 52.6      | 82.2      | 68.1     | 66.2     |
| 89    | 1/21/2010 | 17:56:15 | 61.7     | A    | 40-90 | 0:02:56        | 1479108.388   | 52.6      | 82.2      | 68.1     | 66.2     |
| 90    | 1/21/2010 | 17:56:17 | 61.6     | A    | 40-90 | 0:02:58        | 1445439.771   | 52.6      | 82.2      | 68.1     | 66.2     |
| 91    | 1/21/2010 | 17:56:19 | 60.6     | A    | 40-90 | 0:03:00        | 1148153.621   | 52.6      | 82.2      | 68.1     | 66.2     |
| 92    | 1/21/2010 | 17:56:21 | 63.8     | A    | 40-90 | 0:03:02        | 2398832.919   | 52.6      | 82.2      | 68.1     | 66.2     |
| 93    | 1/21/2010 | 17:56:23 | 60.8     | A    | 40-90 | 0:03:04        | 1202264.435   | 52.6      | 82.2      | 68.1     | 66.2     |
| 94    | 1/21/2010 | 17:56:25 | 61.5     | A    | 40-90 | 0:03:06        | 1412537.545   | 52.6      | 82.2      | 68.1     | 66.2     |
| 95    | 1/21/2010 | 17:56:27 | 60.9     | A    | 40-90 | 0:03:08        | 1230268.771   | 52.6      | 82.2      | 68.1     | 66.2     |
| 96    | 1/21/2010 | 17:56:29 | 63.5     | A    | 40-90 | 0:03:10        | 2238721.139   | 52.6      | 82.2      | 68.1     | 66.2     |
| 97    | 1/21/2010 | 17:56:31 | 61.9     | A    | 40-90 | 0:03:12        | 1548816.619   | 52.6      | 82.2      | 68.1     | 66.2     |
| 98    | 1/21/2010 | 17:56:33 | 62.4     | A    | 40-90 | 0:03:14        | 1737800.829   | 52.6      | 82.2      | 68.1     | 66.2     |
| 99    | 1/21/2010 | 17:56:35 | 62.1     | A    | 40-90 | 0:03:16        | 1621810.097   | 52.6      | 82.2      | 68.1     | 66.2     |
| 100   | 1/21/2010 | 17:56:37 | 61.7     | A    | 40-90 | 0:03:18        | 1479108.388   | 52.6      | 82.2      | 68.1     | 66.2     |
| 101   | 1/21/2010 | 17:56:39 | 61.1     | A    | 40-90 | 0:03:20        | 1288249.552   | 52.6      | 82.2      | 68.1     | 66.2     |
| 102   | 1/21/2010 | 17:56:41 | 63       | A    | 40-90 | 0:03:22        | 1995262.315   | 52.6      | 82.2      | 68.1     | 66.2     |
| 103   | 1/21/2010 | 17:56:43 | 64.5     | A    | 40-90 | 0:03:24        | 2818382.931   | 52.6      | 82.2      | 68.1     | 66.2     |
| 104   | 1/21/2010 | 17:56:45 | 65.5     | A    | 40-90 | 0:03:26        | 3548133.892   | 52.6      | 82.2      | 68.1     | 66.2     |
| 105   | 1/21/2010 | 17:56:47 | 65.5     | A    | 40-90 | 0:03:28        | 3548133.892   | 52.6      | 82.2      | 68.1     | 66.2     |
| 106   | 1/21/2010 | 17:56:49 | 69.1     | A    | 40-90 | 0:03:30        | 8128305.162   | 52.6      | 82.2      | 68.1     | 66.2     |
| 107   | 1/21/2010 | 17:56:51 | 65.4     | A    | 40-90 | 0:03:32        | 3467368.505   | 52.6      | 82.2      | 68.1     | 66.2     |
| 108   | 1/21/2010 | 17:56:53 | 63.1     | A    | 40-90 | 0:03:34        | 2041737.945   | 52.6      | 82.2      | 68.1     | 66.2     |
| 109   | 1/21/2010 | 17:56:55 | 62.9     | A    | 40-90 | 0:03:36        | 1949844.6     | 52.6      | 82.2      | 68.1     | 66.2     |
| 110   | 1/21/2010 | 17:56:57 | 60.4     | A    | 40-90 | 0:03:38        | 1096478.196   | 52.6      | 82.2      | 68.1     | 66.2     |
| 111   | 1/21/2010 | 17:56:59 | 63.7     | A    | 40-90 | 0:03:40        | 2344228.815   | 52.6      | 82.2      | 68.1     | 66.2     |
| 112   | 1/21/2010 | 17:57:01 | 60.6     | A    | 40-90 | 0:03:42        | 1148153.621   | 52.6      | 82.2      | 68.1     | 66.2     |
| 113   | 1/21/2010 | 17:57:03 | 62.3     | A    | 40-90 | 0:03:44        | 1698243.652   | 52.6      | 82.2      | 68.1     | 66.2     |
| 114   | 1/21/2010 | 17:57:05 | 63.3     | A    | 40-90 | 0:03:46        | 2137962.09    | 52.6      | 82.2      | 68.1     | 66.2     |
| 115   | 1/21/2010 | 17:57:07 | 66.6     | A    | 40-90 | 0:03:48        | 4570881.896   | 52.6      | 82.2      | 68.1     | 66.2     |
| 116   | 1/21/2010 | 17:57:09 | 67.4     | A    | 40-90 | 0:03:50        | 5495408.739   | 52.6      | 82.2      | 68.1     | 66.2     |

## Receiver 1- Day

| Point | Date      | Time     | Pressure | Unit | Scale | Acumulate Time | 10 <sup>^(.1*A)</sup> | L <sub>min</sub> | L <sub>max</sub> | L <sub>10</sub> | L <sub>eq</sub> |
|-------|-----------|----------|----------|------|-------|----------------|-----------------------|------------------|------------------|-----------------|-----------------|
| 117   | 1/21/2010 | 17:57:11 | 76.5     | A    | 40-90 | 0:03:52        | 44668359.22           | 52.6             | 82.2             | 68.1            | 66.2            |
| 118   | 1/21/2010 | 17:57:13 | 68.9     | A    | 40-90 | 0:03:54        | 7762471.166           | 52.6             | 82.2             | 68.1            | 66.2            |
| 119   | 1/21/2010 | 17:57:15 | 68       | A    | 40-90 | 0:03:56        | 6309573.445           | 52.6             | 82.2             | 68.1            | 66.2            |
| 120   | 1/21/2010 | 17:57:17 | 62.8     | A    | 40-90 | 0:03:58        | 1905460.718           | 52.6             | 82.2             | 68.1            | 66.2            |
| 121   | 1/21/2010 | 17:57:19 | 62.8     | A    | 40-90 | 0:04:00        | 1905460.718           | 52.6             | 82.2             | 68.1            | 66.2            |
| 122   | 1/21/2010 | 17:57:21 | 61.5     | A    | 40-90 | 0:04:02        | 1412537.545           | 52.6             | 82.2             | 68.1            | 66.2            |
| 123   | 1/21/2010 | 17:57:23 | 61.6     | A    | 40-90 | 0:04:04        | 1445439.771           | 52.6             | 82.2             | 68.1            | 66.2            |
| 124   | 1/21/2010 | 17:57:25 | 61       | A    | 40-90 | 0:04:06        | 1258925.412           | 52.6             | 82.2             | 68.1            | 66.2            |
| 125   | 1/21/2010 | 17:57:27 | 60.8     | A    | 40-90 | 0:04:08        | 1202264.435           | 52.6             | 82.2             | 68.1            | 66.2            |
| 126   | 1/21/2010 | 17:57:29 | 60.6     | A    | 40-90 | 0:04:10        | 1148153.621           | 52.6             | 82.2             | 68.1            | 66.2            |
| 127   | 1/21/2010 | 17:57:31 | 59.7     | A    | 40-90 | 0:04:12        | 933254.3008           | 52.6             | 82.2             | 68.1            | 66.2            |
| 128   | 1/21/2010 | 17:57:33 | 60       | A    | 40-90 | 0:04:14        | 1000000               | 52.6             | 82.2             | 68.1            | 66.2            |
| 129   | 1/21/2010 | 17:57:35 | 60.4     | A    | 40-90 | 0:04:16        | 1096478.196           | 52.6             | 82.2             | 68.1            | 66.2            |
| 130   | 1/21/2010 | 17:57:37 | 59.5     | A    | 40-90 | 0:04:18        | 891250.9381           | 52.6             | 82.2             | 68.1            | 66.2            |
| 131   | 1/21/2010 | 17:57:39 | 61.2     | A    | 40-90 | 0:04:20        | 1318256.739           | 52.6             | 82.2             | 68.1            | 66.2            |
| 132   | 1/21/2010 | 17:57:41 | 61.6     | A    | 40-90 | 0:04:22        | 1445439.771           | 52.6             | 82.2             | 68.1            | 66.2            |
| 133   | 1/21/2010 | 17:57:43 | 60.3     | A    | 40-90 | 0:04:24        | 1071519.305           | 52.6             | 82.2             | 68.1            | 66.2            |
| 134   | 1/21/2010 | 17:57:45 | 60.9     | A    | 40-90 | 0:04:26        | 1230268.771           | 52.6             | 82.2             | 68.1            | 66.2            |
| 135   | 1/21/2010 | 17:57:47 | 61.1     | A    | 40-90 | 0:04:28        | 1288249.552           | 52.6             | 82.2             | 68.1            | 66.2            |
| 136   | 1/21/2010 | 17:57:49 | 61.1     | A    | 40-90 | 0:04:30        | 1288249.552           | 52.6             | 82.2             | 68.1            | 66.2            |
| 137   | 1/21/2010 | 17:57:51 | 61       | A    | 40-90 | 0:04:32        | 1258925.412           | 52.6             | 82.2             | 68.1            | 66.2            |
| 138   | 1/21/2010 | 17:57:53 | 60.4     | A    | 40-90 | 0:04:34        | 1096478.196           | 52.6             | 82.2             | 68.1            | 66.2            |
| 139   | 1/21/2010 | 17:57:55 | 61       | A    | 40-90 | 0:04:36        | 1258925.412           | 52.6             | 82.2             | 68.1            | 66.2            |
| 140   | 1/21/2010 | 17:57:57 | 62.7     | A    | 40-90 | 0:04:38        | 1862087.137           | 52.6             | 82.2             | 68.1            | 66.2            |
| 141   | 1/21/2010 | 17:57:59 | 62.3     | A    | 40-90 | 0:04:40        | 1698243.652           | 52.6             | 82.2             | 68.1            | 66.2            |
| 142   | 1/21/2010 | 17:58:01 | 62.2     | A    | 40-90 | 0:04:42        | 1659586.907           | 52.6             | 82.2             | 68.1            | 66.2            |
| 143   | 1/21/2010 | 17:58:03 | 62.3     | A    | 40-90 | 0:04:44        | 1698243.652           | 52.6             | 82.2             | 68.1            | 66.2            |
| 144   | 1/21/2010 | 17:58:05 | 63.7     | A    | 40-90 | 0:04:46        | 2344228.815           | 52.6             | 82.2             | 68.1            | 66.2            |
| 145   | 1/21/2010 | 17:58:07 | 62       | A    | 40-90 | 0:04:48        | 1584893.192           | 52.6             | 82.2             | 68.1            | 66.2            |

## Receiver 1- Day

| Point | Date      | Time     | Pressure | Unit | Scale | Acumulate Time | $10^{(.1*A)}$ | $L_{min}$ | $L_{max}$ | $L_{10}$ | $L_{eq}$ |
|-------|-----------|----------|----------|------|-------|----------------|---------------|-----------|-----------|----------|----------|
| 146   | 1/21/2010 | 17:58:09 | 64.9     | A    | 40-90 | 0:04:50        | 3090295.433   | 52.6      | 82.2      | 68.1     | 66.2     |
| 147   | 1/21/2010 | 17:58:11 | 63.5     | A    | 40-90 | 0:04:52        | 2238721.139   | 52.6      | 82.2      | 68.1     | 66.2     |
| 148   | 1/21/2010 | 17:58:13 | 62.9     | A    | 40-90 | 0:04:54        | 1949844.6     | 52.6      | 82.2      | 68.1     | 66.2     |
| 149   | 1/21/2010 | 17:58:15 | 64.3     | A    | 40-90 | 0:04:56        | 2691534.804   | 52.6      | 82.2      | 68.1     | 66.2     |
| 150   | 1/21/2010 | 17:58:17 | 64.4     | A    | 40-90 | 0:04:58        | 2754228.703   | 52.6      | 82.2      | 68.1     | 66.2     |
| 151   | 1/21/2010 | 17:58:19 | 64.5     | A    | 40-90 | 0:05:00        | 2818382.931   | 52.6      | 82.2      | 68.1     | 66.2     |
| 152   | 1/21/2010 | 17:58:21 | 63.7     | A    | 40-90 | 0:05:02        | 2344228.815   | 52.6      | 82.2      | 68.1     | 66.2     |
| 153   | 1/21/2010 | 17:58:23 | 62.2     | A    | 40-90 | 0:05:04        | 1659586.907   | 52.6      | 82.2      | 68.1     | 66.2     |
| 154   | 1/21/2010 | 17:58:25 | 60.3     | A    | 40-90 | 0:05:06        | 1071519.305   | 52.6      | 82.2      | 68.1     | 66.2     |
| 155   | 1/21/2010 | 17:58:27 | 60.5     | A    | 40-90 | 0:05:08        | 1122018.454   | 52.6      | 82.2      | 68.1     | 66.2     |
| 156   | 1/21/2010 | 17:58:29 | 63.5     | A    | 40-90 | 0:05:10        | 2238721.139   | 52.6      | 82.2      | 68.1     | 66.2     |
| 157   | 1/21/2010 | 17:58:31 | 65.2     | A    | 40-90 | 0:05:12        | 3311311.215   | 52.6      | 82.2      | 68.1     | 66.2     |
| 158   | 1/21/2010 | 17:58:33 | 66.2     | A    | 40-90 | 0:05:14        | 4168693.835   | 52.6      | 82.2      | 68.1     | 66.2     |
| 159   | 1/21/2010 | 17:58:35 | 66.1     | A    | 40-90 | 0:05:16        | 4073802.778   | 52.6      | 82.2      | 68.1     | 66.2     |
| 160   | 1/21/2010 | 17:58:37 | 65.6     | A    | 40-90 | 0:05:18        | 3630780.548   | 52.6      | 82.2      | 68.1     | 66.2     |
| 161   | 1/21/2010 | 17:58:39 | 71.6     | A    | 40-90 | 0:05:20        | 14454397.71   | 52.6      | 82.2      | 68.1     | 66.2     |
| 162   | 1/21/2010 | 17:58:41 | 68.3     | A    | 40-90 | 0:05:22        | 6760829.754   | 52.6      | 82.2      | 68.1     | 66.2     |
| 163   | 1/21/2010 | 17:58:43 | 62.8     | A    | 40-90 | 0:05:24        | 1905460.718   | 52.6      | 82.2      | 68.1     | 66.2     |
| 164   | 1/21/2010 | 17:58:45 | 63.5     | A    | 40-90 | 0:05:26        | 2238721.139   | 52.6      | 82.2      | 68.1     | 66.2     |
| 165   | 1/21/2010 | 17:58:47 | 65.4     | A    | 40-90 | 0:05:28        | 3467368.505   | 52.6      | 82.2      | 68.1     | 66.2     |
| 166   | 1/21/2010 | 17:58:49 | 64.8     | A    | 40-90 | 0:05:30        | 3019951.72    | 52.6      | 82.2      | 68.1     | 66.2     |
| 167   | 1/21/2010 | 17:58:51 | 67.2     | A    | 40-90 | 0:05:32        | 5248074.602   | 52.6      | 82.2      | 68.1     | 66.2     |
| 168   | 1/21/2010 | 17:58:53 | 62.6     | A    | 40-90 | 0:05:34        | 1819700.859   | 52.6      | 82.2      | 68.1     | 66.2     |
| 169   | 1/21/2010 | 17:58:55 | 62.6     | A    | 40-90 | 0:05:36        | 1819700.859   | 52.6      | 82.2      | 68.1     | 66.2     |
| 170   | 1/21/2010 | 17:58:57 | 61.6     | A    | 40-90 | 0:05:38        | 1445439.771   | 52.6      | 82.2      | 68.1     | 66.2     |
| 171   | 1/21/2010 | 17:58:59 | 61.8     | A    | 40-90 | 0:05:40        | 1513561.248   | 52.6      | 82.2      | 68.1     | 66.2     |
| 172   | 1/21/2010 | 17:59:01 | 64.5     | A    | 40-90 | 0:05:42        | 2818382.931   | 52.6      | 82.2      | 68.1     | 66.2     |
| 173   | 1/21/2010 | 17:59:03 | 60.2     | A    | 40-90 | 0:05:44        | 1047128.548   | 52.6      | 82.2      | 68.1     | 66.2     |
| 174   | 1/21/2010 | 17:59:05 | 60.5     | A    | 40-90 | 0:05:46        | 1122018.454   | 52.6      | 82.2      | 68.1     | 66.2     |

## Receiver 1- Day

| Point | Date      | Time     | Pressure | Unit | Scale | Acumulate Time | 10 <sup>^(.1*A)</sup> | L <sub>min</sub> | L <sub>max</sub> | L <sub>10</sub> | L <sub>eq</sub> |
|-------|-----------|----------|----------|------|-------|----------------|-----------------------|------------------|------------------|-----------------|-----------------|
| 175   | 1/21/2010 | 17:59:07 | 60.4     | A    | 40-90 | 0:05:48        | 1096478.196           | 52.6             | 82.2             | 68.1            | 66.2            |
| 176   | 1/21/2010 | 17:59:09 | 59.8     | A    | 40-90 | 0:05:50        | 954992.586            | 52.6             | 82.2             | 68.1            | 66.2            |
| 177   | 1/21/2010 | 17:59:11 | 62.6     | A    | 40-90 | 0:05:52        | 1819700.859           | 52.6             | 82.2             | 68.1            | 66.2            |
| 178   | 1/21/2010 | 17:59:13 | 62.7     | A    | 40-90 | 0:05:54        | 1862087.137           | 52.6             | 82.2             | 68.1            | 66.2            |
| 179   | 1/21/2010 | 17:59:15 | 61.2     | A    | 40-90 | 0:05:56        | 1318256.739           | 52.6             | 82.2             | 68.1            | 66.2            |
| 180   | 1/21/2010 | 17:59:17 | 60.3     | A    | 40-90 | 0:05:58        | 1071519.305           | 52.6             | 82.2             | 68.1            | 66.2            |
| 181   | 1/21/2010 | 17:59:19 | 58.8     | A    | 40-90 | 0:06:00        | 758577.575            | 52.6             | 82.2             | 68.1            | 66.2            |
| 182   | 1/21/2010 | 17:59:21 | 58       | A    | 40-90 | 0:06:02        | 630957.3445           | 52.6             | 82.2             | 68.1            | 66.2            |
| 183   | 1/21/2010 | 17:59:23 | 58.1     | A    | 40-90 | 0:06:04        | 645654.229            | 52.6             | 82.2             | 68.1            | 66.2            |
| 184   | 1/21/2010 | 17:59:25 | 58.2     | A    | 40-90 | 0:06:06        | 660693.448            | 52.6             | 82.2             | 68.1            | 66.2            |
| 185   | 1/21/2010 | 17:59:27 | 58.8     | A    | 40-90 | 0:06:08        | 758577.575            | 52.6             | 82.2             | 68.1            | 66.2            |
| 186   | 1/21/2010 | 17:59:29 | 57.1     | A    | 40-90 | 0:06:10        | 512861.384            | 52.6             | 82.2             | 68.1            | 66.2            |
| 187   | 1/21/2010 | 17:59:31 | 57.6     | A    | 40-90 | 0:06:12        | 575439.9373           | 52.6             | 82.2             | 68.1            | 66.2            |
| 188   | 1/21/2010 | 17:59:33 | 58       | A    | 40-90 | 0:06:14        | 630957.3445           | 52.6             | 82.2             | 68.1            | 66.2            |
| 189   | 1/21/2010 | 17:59:35 | 56.9     | A    | 40-90 | 0:06:16        | 489778.8194           | 52.6             | 82.2             | 68.1            | 66.2            |
| 190   | 1/21/2010 | 17:59:37 | 56.4     | A    | 40-90 | 0:06:18        | 436515.8322           | 52.6             | 82.2             | 68.1            | 66.2            |
| 191   | 1/21/2010 | 17:59:39 | 57.7     | A    | 40-90 | 0:06:20        | 588843.6554           | 52.6             | 82.2             | 68.1            | 66.2            |
| 192   | 1/21/2010 | 17:59:41 | 60.5     | A    | 40-90 | 0:06:22        | 1122018.454           | 52.6             | 82.2             | 68.1            | 66.2            |
| 193   | 1/21/2010 | 17:59:43 | 63.9     | A    | 40-90 | 0:06:24        | 2454708.916           | 52.6             | 82.2             | 68.1            | 66.2            |
| 194   | 1/21/2010 | 17:59:45 | 66.5     | A    | 40-90 | 0:06:26        | 4466835.922           | 52.6             | 82.2             | 68.1            | 66.2            |
| 195   | 1/21/2010 | 17:59:47 | 66.1     | A    | 40-90 | 0:06:28        | 4073802.778           | 52.6             | 82.2             | 68.1            | 66.2            |
| 196   | 1/21/2010 | 17:59:49 | 61.3     | A    | 40-90 | 0:06:30        | 1348962.883           | 52.6             | 82.2             | 68.1            | 66.2            |
| 197   | 1/21/2010 | 17:59:51 | 67.9     | A    | 40-90 | 0:06:32        | 6165950.019           | 52.6             | 82.2             | 68.1            | 66.2            |
| 198   | 1/21/2010 | 17:59:53 | 62.4     | A    | 40-90 | 0:06:34        | 1737800.829           | 52.6             | 82.2             | 68.1            | 66.2            |
| 199   | 1/21/2010 | 17:59:55 | 64.8     | A    | 40-90 | 0:06:36        | 3019951.72            | 52.6             | 82.2             | 68.1            | 66.2            |
| 200   | 1/21/2010 | 17:59:57 | 65.1     | A    | 40-90 | 0:06:38        | 3235936.569           | 52.6             | 82.2             | 68.1            | 66.2            |
| 201   | 1/21/2010 | 17:59:59 | 66.4     | A    | 40-90 | 0:06:40        | 4365158.322           | 52.6             | 82.2             | 68.1            | 66.2            |
| 202   | 1/21/2010 | 18:00:01 | 66.7     | A    | 40-90 | 0:06:42        | 4677351.413           | 52.6             | 82.2             | 68.1            | 66.2            |
| 203   | 1/21/2010 | 18:00:03 | 66.7     | A    | 40-90 | 0:06:44        | 4677351.413           | 52.6             | 82.2             | 68.1            | 66.2            |

## Receiver 1- Day

| Point | Date      | Time     | Pressure | Unit | Scale | Acumulate Time | 10 <sup>^(.1*A)</sup> | L <sub>min</sub> | L <sub>max</sub> | L <sub>10</sub> | L <sub>eq</sub> |
|-------|-----------|----------|----------|------|-------|----------------|-----------------------|------------------|------------------|-----------------|-----------------|
| 204   | 1/21/2010 | 18:00:05 | 65.5     | A    | 40-90 | 0:06:46        | 3548133.892           | 52.6             | 82.2             | 68.1            | 66.2            |
| 205   | 1/21/2010 | 18:00:07 | 64.6     | A    | 40-90 | 0:06:48        | 2884031.503           | 52.6             | 82.2             | 68.1            | 66.2            |
| 206   | 1/21/2010 | 18:00:09 | 64.7     | A    | 40-90 | 0:06:50        | 2951209.227           | 52.6             | 82.2             | 68.1            | 66.2            |
| 207   | 1/21/2010 | 18:00:11 | 66.2     | A    | 40-90 | 0:06:52        | 4168693.835           | 52.6             | 82.2             | 68.1            | 66.2            |
| 208   | 1/21/2010 | 18:00:13 | 64.5     | A    | 40-90 | 0:06:54        | 2818382.931           | 52.6             | 82.2             | 68.1            | 66.2            |
| 209   | 1/21/2010 | 18:00:15 | 64.9     | A    | 40-90 | 0:06:56        | 3090295.433           | 52.6             | 82.2             | 68.1            | 66.2            |
| 210   | 1/21/2010 | 18:00:17 | 64.9     | A    | 40-90 | 0:06:58        | 3090295.433           | 52.6             | 82.2             | 68.1            | 66.2            |
| 211   | 1/21/2010 | 18:00:19 | 64.3     | A    | 40-90 | 0:07:00        | 2691534.804           | 52.6             | 82.2             | 68.1            | 66.2            |
| 212   | 1/21/2010 | 18:00:21 | 63.9     | A    | 40-90 | 0:07:02        | 2454708.916           | 52.6             | 82.2             | 68.1            | 66.2            |
| 213   | 1/21/2010 | 18:00:23 | 63.6     | A    | 40-90 | 0:07:04        | 2290867.653           | 52.6             | 82.2             | 68.1            | 66.2            |
| 214   | 1/21/2010 | 18:00:25 | 64.5     | A    | 40-90 | 0:07:06        | 2818382.931           | 52.6             | 82.2             | 68.1            | 66.2            |
| 215   | 1/21/2010 | 18:00:27 | 66.6     | A    | 40-90 | 0:07:08        | 4570881.896           | 52.6             | 82.2             | 68.1            | 66.2            |
| 216   | 1/21/2010 | 18:00:29 | 64.6     | A    | 40-90 | 0:07:10        | 2884031.503           | 52.6             | 82.2             | 68.1            | 66.2            |
| 217   | 1/21/2010 | 18:00:31 | 64.6     | A    | 40-90 | 0:07:12        | 2884031.503           | 52.6             | 82.2             | 68.1            | 66.2            |
| 218   | 1/21/2010 | 18:00:33 | 66.3     | A    | 40-90 | 0:07:14        | 4265795.188           | 52.6             | 82.2             | 68.1            | 66.2            |
| 219   | 1/21/2010 | 18:00:35 | 66.2     | A    | 40-90 | 0:07:16        | 4168693.835           | 52.6             | 82.2             | 68.1            | 66.2            |
| 220   | 1/21/2010 | 18:00:37 | 67.5     | A    | 40-90 | 0:07:18        | 5623413.252           | 52.6             | 82.2             | 68.1            | 66.2            |
| 221   | 1/21/2010 | 18:00:39 | 69.1     | A    | 40-90 | 0:07:20        | 8128305.162           | 52.6             | 82.2             | 68.1            | 66.2            |
| 222   | 1/21/2010 | 18:00:41 | 68.1     | A    | 40-90 | 0:07:22        | 6456542.29            | 52.6             | 82.2             | 68.1            | 66.2            |
| 223   | 1/21/2010 | 18:00:43 | 67.3     | A    | 40-90 | 0:07:24        | 5370317.964           | 52.6             | 82.2             | 68.1            | 66.2            |
| 224   | 1/21/2010 | 18:00:45 | 64.4     | A    | 40-90 | 0:07:26        | 2754228.703           | 52.6             | 82.2             | 68.1            | 66.2            |
| 225   | 1/21/2010 | 18:00:47 | 64.2     | A    | 40-90 | 0:07:28        | 2630267.992           | 52.6             | 82.2             | 68.1            | 66.2            |
| 226   | 1/21/2010 | 18:00:49 | 62.8     | A    | 40-90 | 0:07:30        | 1905460.718           | 52.6             | 82.2             | 68.1            | 66.2            |
| 227   | 1/21/2010 | 18:00:51 | 62.7     | A    | 40-90 | 0:07:32        | 1862087.137           | 52.6             | 82.2             | 68.1            | 66.2            |
| 228   | 1/21/2010 | 18:00:53 | 59.3     | A    | 40-90 | 0:07:34        | 851138.0382           | 52.6             | 82.2             | 68.1            | 66.2            |
| 229   | 1/21/2010 | 18:00:55 | 64.6     | A    | 40-90 | 0:07:36        | 2884031.503           | 52.6             | 82.2             | 68.1            | 66.2            |
| 230   | 1/21/2010 | 18:00:57 | 66.8     | A    | 40-90 | 0:07:38        | 4786300.923           | 52.6             | 82.2             | 68.1            | 66.2            |
| 231   | 1/21/2010 | 18:00:59 | 64.7     | A    | 40-90 | 0:07:40        | 2951209.227           | 52.6             | 82.2             | 68.1            | 66.2            |
| 232   | 1/21/2010 | 18:01:01 | 60.5     | A    | 40-90 | 0:07:42        | 1122018.454           | 52.6             | 82.2             | 68.1            | 66.2            |

## Receiver 1- Day

| Point | Date      | Time     | Pressure | Unit | Scale | Acumulate Time | 10 <sup>^(.1*A)</sup> | L <sub>min</sub> | L <sub>max</sub> | L <sub>10</sub> | L <sub>eq</sub> |
|-------|-----------|----------|----------|------|-------|----------------|-----------------------|------------------|------------------|-----------------|-----------------|
| 233   | 1/21/2010 | 18:01:03 | 64.4     | A    | 40-90 | 0:07:44        | 2754228.703           | 52.6             | 82.2             | 68.1            | 66.2            |
| 234   | 1/21/2010 | 18:01:05 | 71.4     | A    | 40-90 | 0:07:46        | 13803842.65           | 52.6             | 82.2             | 68.1            | 66.2            |
| 235   | 1/21/2010 | 18:01:07 | 73.3     | A    | 40-90 | 0:07:48        | 21379620.9            | 52.6             | 82.2             | 68.1            | 66.2            |
| 236   | 1/21/2010 | 18:01:09 | 67.9     | A    | 40-90 | 0:07:50        | 6165950.019           | 52.6             | 82.2             | 68.1            | 66.2            |
| 237   | 1/21/2010 | 18:01:11 | 68       | A    | 40-90 | 0:07:52        | 6309573.445           | 52.6             | 82.2             | 68.1            | 66.2            |
| 238   | 1/21/2010 | 18:01:13 | 68.5     | A    | 40-90 | 0:07:54        | 7079457.844           | 52.6             | 82.2             | 68.1            | 66.2            |
| 239   | 1/21/2010 | 18:01:15 | 67.5     | A    | 40-90 | 0:07:56        | 5623413.252           | 52.6             | 82.2             | 68.1            | 66.2            |
| 240   | 1/21/2010 | 18:01:17 | 65.9     | A    | 40-90 | 0:07:58        | 3890451.45            | 52.6             | 82.2             | 68.1            | 66.2            |
| 241   | 1/21/2010 | 18:01:19 | 64.7     | A    | 40-90 | 0:08:00        | 2951209.227           | 52.6             | 82.2             | 68.1            | 66.2            |
| 242   | 1/21/2010 | 18:01:21 | 68.7     | A    | 40-90 | 0:08:02        | 7413102.413           | 52.6             | 82.2             | 68.1            | 66.2            |
| 243   | 1/21/2010 | 18:01:23 | 68.6     | A    | 40-90 | 0:08:04        | 7244359.601           | 52.6             | 82.2             | 68.1            | 66.2            |
| 244   | 1/21/2010 | 18:01:25 | 63.7     | A    | 40-90 | 0:08:06        | 2344228.815           | 52.6             | 82.2             | 68.1            | 66.2            |
| 245   | 1/21/2010 | 18:01:27 | 65.5     | A    | 40-90 | 0:08:08        | 3548133.892           | 52.6             | 82.2             | 68.1            | 66.2            |
| 246   | 1/21/2010 | 18:01:29 | 66.7     | A    | 40-90 | 0:08:10        | 4677351.413           | 52.6             | 82.2             | 68.1            | 66.2            |
| 247   | 1/21/2010 | 18:01:31 | 64.2     | A    | 40-90 | 0:08:12        | 2630267.992           | 52.6             | 82.2             | 68.1            | 66.2            |
| 248   | 1/21/2010 | 18:01:33 | 64.9     | A    | 40-90 | 0:08:14        | 3090295.433           | 52.6             | 82.2             | 68.1            | 66.2            |
| 249   | 1/21/2010 | 18:01:35 | 63.6     | A    | 40-90 | 0:08:16        | 2290867.653           | 52.6             | 82.2             | 68.1            | 66.2            |
| 250   | 1/21/2010 | 18:01:37 | 64.3     | A    | 40-90 | 0:08:18        | 2691534.804           | 52.6             | 82.2             | 68.1            | 66.2            |
| 251   | 1/21/2010 | 18:01:39 | 60.6     | A    | 40-90 | 0:08:20        | 1148153.621           | 52.6             | 82.2             | 68.1            | 66.2            |
| 252   | 1/21/2010 | 18:01:41 | 59.2     | A    | 40-90 | 0:08:22        | 831763.7711           | 52.6             | 82.2             | 68.1            | 66.2            |
| 253   | 1/21/2010 | 18:01:43 | 58.3     | A    | 40-90 | 0:08:24        | 676082.9754           | 52.6             | 82.2             | 68.1            | 66.2            |
| 254   | 1/21/2010 | 18:01:45 | 55.9     | A    | 40-90 | 0:08:26        | 389045.145            | 52.6             | 82.2             | 68.1            | 66.2            |
| 255   | 1/21/2010 | 18:01:47 | 55       | A    | 40-90 | 0:08:28        | 316227.766            | 52.6             | 82.2             | 68.1            | 66.2            |
| 256   | 1/21/2010 | 18:01:49 | 55       | A    | 40-90 | 0:08:30        | 316227.766            | 52.6             | 82.2             | 68.1            | 66.2            |
| 257   | 1/21/2010 | 18:01:51 | 60       | A    | 40-90 | 0:08:32        | 1000000               | 52.6             | 82.2             | 68.1            | 66.2            |
| 258   | 1/21/2010 | 18:01:53 | 61.1     | A    | 40-90 | 0:08:34        | 1288249.552           | 52.6             | 82.2             | 68.1            | 66.2            |
| 259   | 1/21/2010 | 18:01:55 | 59.5     | A    | 40-90 | 0:08:36        | 891250.9381           | 52.6             | 82.2             | 68.1            | 66.2            |
| 260   | 1/21/2010 | 18:01:57 | 58.6     | A    | 40-90 | 0:08:38        | 724435.9601           | 52.6             | 82.2             | 68.1            | 66.2            |
| 261   | 1/21/2010 | 18:01:59 | 61.5     | A    | 40-90 | 0:08:40        | 1412537.545           | 52.6             | 82.2             | 68.1            | 66.2            |



## Receiver 1- Day

| Point | Date      | Time     | Pressure | Unit | Scale | Acumulate Time | 10 <sup>^(.1*A)</sup> | L <sub>min</sub> | L <sub>max</sub> | L <sub>10</sub> | L <sub>eq</sub> |
|-------|-----------|----------|----------|------|-------|----------------|-----------------------|------------------|------------------|-----------------|-----------------|
| 262   | 1/21/2010 | 18:02:01 | 61.9     | A    | 40-90 | 0:08:42        | 1548816.619           | 52.6             | 82.2             | 68.1            | 66.2            |
| 263   | 1/21/2010 | 18:02:03 | 58.6     | A    | 40-90 | 0:08:44        | 724435.9601           | 52.6             | 82.2             | 68.1            | 66.2            |
| 264   | 1/21/2010 | 18:02:05 | 59.8     | A    | 40-90 | 0:08:46        | 954992.586            | 52.6             | 82.2             | 68.1            | 66.2            |
| 265   | 1/21/2010 | 18:02:07 | 59.9     | A    | 40-90 | 0:08:48        | 977237.221            | 52.6             | 82.2             | 68.1            | 66.2            |
| 266   | 1/21/2010 | 18:02:09 | 59.6     | A    | 40-90 | 0:08:50        | 912010.8394           | 52.6             | 82.2             | 68.1            | 66.2            |
| 267   | 1/21/2010 | 18:02:11 | 60.8     | A    | 40-90 | 0:08:52        | 1202264.435           | 52.6             | 82.2             | 68.1            | 66.2            |
| 268   | 1/21/2010 | 18:02:13 | 59.5     | A    | 40-90 | 0:08:54        | 891250.9381           | 52.6             | 82.2             | 68.1            | 66.2            |
| 269   | 1/21/2010 | 18:02:15 | 60.2     | A    | 40-90 | 0:08:56        | 1047128.548           | 52.6             | 82.2             | 68.1            | 66.2            |
| 270   | 1/21/2010 | 18:02:17 | 60.2     | A    | 40-90 | 0:08:58        | 1047128.548           | 52.6             | 82.2             | 68.1            | 66.2            |
| 271   | 1/21/2010 | 18:02:19 | 60.7     | A    | 40-90 | 0:09:00        | 1174897.555           | 52.6             | 82.2             | 68.1            | 66.2            |
| 272   | 1/21/2010 | 18:02:21 | 61       | A    | 40-90 | 0:09:02        | 1258925.412           | 52.6             | 82.2             | 68.1            | 66.2            |
| 273   | 1/21/2010 | 18:02:23 | 64.2     | A    | 40-90 | 0:09:04        | 2630267.992           | 52.6             | 82.2             | 68.1            | 66.2            |
| 274   | 1/21/2010 | 18:02:25 | 63       | A    | 40-90 | 0:09:06        | 1995262.315           | 52.6             | 82.2             | 68.1            | 66.2            |
| 275   | 1/21/2010 | 18:02:27 | 62.4     | A    | 40-90 | 0:09:08        | 1737800.829           | 52.6             | 82.2             | 68.1            | 66.2            |
| 276   | 1/21/2010 | 18:02:29 | 61.3     | A    | 40-90 | 0:09:10        | 1348962.883           | 52.6             | 82.2             | 68.1            | 66.2            |
| 277   | 1/21/2010 | 18:02:31 | 60.8     | A    | 40-90 | 0:09:12        | 1202264.435           | 52.6             | 82.2             | 68.1            | 66.2            |
| 278   | 1/21/2010 | 18:02:33 | 61.5     | A    | 40-90 | 0:09:14        | 1412537.545           | 52.6             | 82.2             | 68.1            | 66.2            |
| 279   | 1/21/2010 | 18:02:35 | 61.5     | A    | 40-90 | 0:09:16        | 1412537.545           | 52.6             | 82.2             | 68.1            | 66.2            |
| 280   | 1/21/2010 | 18:02:37 | 61.6     | A    | 40-90 | 0:09:18        | 1445439.771           | 52.6             | 82.2             | 68.1            | 66.2            |
| 281   | 1/21/2010 | 18:02:39 | 59.6     | A    | 40-90 | 0:09:20        | 912010.8394           | 52.6             | 82.2             | 68.1            | 66.2            |
| 282   | 1/21/2010 | 18:02:41 | 60.3     | A    | 40-90 | 0:09:22        | 1071519.305           | 52.6             | 82.2             | 68.1            | 66.2            |
| 283   | 1/21/2010 | 18:02:43 | 60.6     | A    | 40-90 | 0:09:24        | 1148153.621           | 52.6             | 82.2             | 68.1            | 66.2            |
| 284   | 1/21/2010 | 18:02:45 | 61.6     | A    | 40-90 | 0:09:26        | 1445439.771           | 52.6             | 82.2             | 68.1            | 66.2            |
| 285   | 1/21/2010 | 18:02:47 | 64.3     | A    | 40-90 | 0:09:28        | 2691534.804           | 52.6             | 82.2             | 68.1            | 66.2            |
| 286   | 1/21/2010 | 18:02:49 | 74.8     | A    | 40-90 | 0:09:30        | 30199517.2            | 52.6             | 82.2             | 68.1            | 66.2            |
| 287   | 1/21/2010 | 18:02:51 | 80.1     | A    | 40-90 | 0:09:32        | 102329299.2           | 52.6             | 82.2             | 68.1            | 66.2            |
| 288   | 1/21/2010 | 18:02:53 | 80       | A    | 40-90 | 0:09:34        | 100000000             | 52.6             | 82.2             | 68.1            | 66.2            |
| 289   | 1/21/2010 | 18:02:55 | 74.8     | A    | 40-90 | 0:09:36        | 30199517.2            | 52.6             | 82.2             | 68.1            | 66.2            |
| 290   | 1/21/2010 | 18:02:57 | 66.8     | A    | 40-90 | 0:09:38        | 4786300.923           | 52.6             | 82.2             | 68.1            | 66.2            |

## Receiver 1- Day

| Point | Date      | Time     | Pressure | Unit | Scale | Acumulate Time | 10 <sup>^(.1*A)</sup> | L <sub>min</sub> | L <sub>max</sub> | L <sub>10</sub> | L <sub>eq</sub> |
|-------|-----------|----------|----------|------|-------|----------------|-----------------------|------------------|------------------|-----------------|-----------------|
| 291   | 1/21/2010 | 18:02:59 | 58.7     | A    | 40-90 | 0:09:40        | 741310.2413           | 52.6             | 82.2             | 68.1            | 66.2            |
| 292   | 1/21/2010 | 18:03:01 | 57.6     | A    | 40-90 | 0:09:42        | 575439.9373           | 52.6             | 82.2             | 68.1            | 66.2            |
| 293   | 1/21/2010 | 18:03:03 | 59.6     | A    | 40-90 | 0:09:44        | 912010.8394           | 52.6             | 82.2             | 68.1            | 66.2            |
| 294   | 1/21/2010 | 18:03:05 | 61.3     | A    | 40-90 | 0:09:46        | 1348962.883           | 52.6             | 82.2             | 68.1            | 66.2            |
| 295   | 1/21/2010 | 18:03:07 | 65.9     | A    | 40-90 | 0:09:48        | 3890451.45            | 52.6             | 82.2             | 68.1            | 66.2            |
| 296   | 1/21/2010 | 18:03:09 | 64.9     | A    | 40-90 | 0:09:50        | 3090295.433           | 52.6             | 82.2             | 68.1            | 66.2            |
| 297   | 1/21/2010 | 18:03:11 | 64.5     | A    | 40-90 | 0:09:52        | 2818382.931           | 52.6             | 82.2             | 68.1            | 66.2            |
| 298   | 1/21/2010 | 18:03:13 | 64.4     | A    | 40-90 | 0:09:54        | 2754228.703           | 52.6             | 82.2             | 68.1            | 66.2            |
| 299   | 1/21/2010 | 18:03:15 | 58.1     | A    | 40-90 | 0:09:56        | 645654.229            | 52.6             | 82.2             | 68.1            | 66.2            |
| 300   | 1/21/2010 | 18:03:17 | 56.6     | A    | 40-90 | 0:09:58        | 457088.1896           | 52.6             | 82.2             | 68.1            | 66.2            |
| 301   | 1/21/2010 | 18:03:19 | 63.5     | A    | 40-90 | 0:10:00        | 2238721.139           | 52.6             | 82.2             | 68.1            | 66.2            |
| 302   | 1/21/2010 | 18:03:21 | 65.2     | A    | 40-90 | 0:10:02        | 3311311.215           | 52.6             | 82.2             | 68.1            | 66.2            |
| 303   | 1/21/2010 | 18:03:23 | 64.5     | A    | 40-90 | 0:10:04        | 2818382.931           | 52.6             | 82.2             | 68.1            | 66.2            |
| 304   | 1/21/2010 | 18:03:25 | 69.8     | A    | 40-90 | 0:10:06        | 9549925.86            | 52.6             | 82.2             | 68.1            | 66.2            |
| 305   | 1/21/2010 | 18:03:27 | 64.9     | A    | 40-90 | 0:10:08        | 3090295.433           | 52.6             | 82.2             | 68.1            | 66.2            |
| 306   | 1/21/2010 | 18:03:29 | 71.1     | A    | 40-90 | 0:10:10        | 12882495.52           | 52.6             | 82.2             | 68.1            | 66.2            |
| 307   | 1/21/2010 | 18:03:31 | 64.6     | A    | 40-90 | 0:10:12        | 2884031.503           | 52.6             | 82.2             | 68.1            | 66.2            |
| 308   | 1/21/2010 | 18:03:33 | 65.1     | A    | 40-90 | 0:10:14        | 3235936.569           | 52.6             | 82.2             | 68.1            | 66.2            |
| 309   | 1/21/2010 | 18:03:35 | 66.1     | A    | 40-90 | 0:10:16        | 4073802.778           | 52.6             | 82.2             | 68.1            | 66.2            |
| 310   | 1/21/2010 | 18:03:37 | 64.7     | A    | 40-90 | 0:10:18        | 2951209.227           | 52.6             | 82.2             | 68.1            | 66.2            |
| 311   | 1/21/2010 | 18:03:39 | 67.4     | A    | 40-90 | 0:10:20        | 5495408.739           | 52.6             | 82.2             | 68.1            | 66.2            |
| 312   | 1/21/2010 | 18:03:41 | 60.3     | A    | 40-90 | 0:10:22        | 1071519.305           | 52.6             | 82.2             | 68.1            | 66.2            |
| 313   | 1/21/2010 | 18:03:43 | 59.4     | A    | 40-90 | 0:10:24        | 870963.59             | 52.6             | 82.2             | 68.1            | 66.2            |
| 314   | 1/21/2010 | 18:03:45 | 60.5     | A    | 40-90 | 0:10:26        | 1122018.454           | 52.6             | 82.2             | 68.1            | 66.2            |
| 315   | 1/21/2010 | 18:03:47 | 56.9     | A    | 40-90 | 0:10:28        | 489778.8194           | 52.6             | 82.2             | 68.1            | 66.2            |
| 316   | 1/21/2010 | 18:03:49 | 61.4     | A    | 40-90 | 0:10:30        | 1380384.265           | 52.6             | 82.2             | 68.1            | 66.2            |
| 317   | 1/21/2010 | 18:03:51 | 63.9     | A    | 40-90 | 0:10:32        | 2454708.916           | 52.6             | 82.2             | 68.1            | 66.2            |
| 318   | 1/21/2010 | 18:03:53 | 63.4     | A    | 40-90 | 0:10:34        | 2187761.624           | 52.6             | 82.2             | 68.1            | 66.2            |
| 319   | 1/21/2010 | 18:03:55 | 64.1     | A    | 40-90 | 0:10:36        | 2570395.783           | 52.6             | 82.2             | 68.1            | 66.2            |

## Receiver 1- Day

| Point | Date      | Time     | Pressure | Unit | Scale | Acumulate Time | $10^{(.1*A)}$ | $L_{min}$ | $L_{max}$ | $L_{10}$ | $L_{eq}$ |
|-------|-----------|----------|----------|------|-------|----------------|---------------|-----------|-----------|----------|----------|
| 320   | 1/21/2010 | 18:03:57 | 62.8     | A    | 40-90 | 0:10:38        | 1905460.718   | 52.6      | 82.2      | 68.1     | 66.2     |
| 321   | 1/21/2010 | 18:03:59 | 66.3     | A    | 40-90 | 0:10:40        | 4265795.188   | 52.6      | 82.2      | 68.1     | 66.2     |
| 322   | 1/21/2010 | 18:04:01 | 65.8     | A    | 40-90 | 0:10:42        | 3801893.963   | 52.6      | 82.2      | 68.1     | 66.2     |
| 323   | 1/21/2010 | 18:04:03 | 62.7     | A    | 40-90 | 0:10:44        | 1862087.137   | 52.6      | 82.2      | 68.1     | 66.2     |
| 324   | 1/21/2010 | 18:04:05 | 61.7     | A    | 40-90 | 0:10:46        | 1479108.388   | 52.6      | 82.2      | 68.1     | 66.2     |
| 325   | 1/21/2010 | 18:04:07 | 62.6     | A    | 40-90 | 0:10:48        | 1819700.859   | 52.6      | 82.2      | 68.1     | 66.2     |
| 326   | 1/21/2010 | 18:04:09 | 65.9     | A    | 40-90 | 0:10:50        | 3890451.45    | 52.6      | 82.2      | 68.1     | 66.2     |
| 327   | 1/21/2010 | 18:04:11 | 63.2     | A    | 40-90 | 0:10:52        | 2089296.131   | 52.6      | 82.2      | 68.1     | 66.2     |
| 328   | 1/21/2010 | 18:04:13 | 62.4     | A    | 40-90 | 0:10:54        | 1737800.829   | 52.6      | 82.2      | 68.1     | 66.2     |
| 329   | 1/21/2010 | 18:04:15 | 64.3     | A    | 40-90 | 0:10:56        | 2691534.804   | 52.6      | 82.2      | 68.1     | 66.2     |
| 330   | 1/21/2010 | 18:04:17 | 62.5     | A    | 40-90 | 0:10:58        | 1778279.41    | 52.6      | 82.2      | 68.1     | 66.2     |
| 331   | 1/21/2010 | 18:04:19 | 63.5     | A    | 40-90 | 0:11:00        | 2238721.139   | 52.6      | 82.2      | 68.1     | 66.2     |
| 332   | 1/21/2010 | 18:04:21 | 62.3     | A    | 40-90 | 0:11:02        | 1698243.652   | 52.6      | 82.2      | 68.1     | 66.2     |
| 333   | 1/21/2010 | 18:04:23 | 62.3     | A    | 40-90 | 0:11:04        | 1698243.652   | 52.6      | 82.2      | 68.1     | 66.2     |
| 334   | 1/21/2010 | 18:04:25 | 60.8     | A    | 40-90 | 0:11:06        | 1202264.435   | 52.6      | 82.2      | 68.1     | 66.2     |
| 335   | 1/21/2010 | 18:04:27 | 60       | A    | 40-90 | 0:11:08        | 1000000       | 52.6      | 82.2      | 68.1     | 66.2     |
| 336   | 1/21/2010 | 18:04:29 | 65.4     | A    | 40-90 | 0:11:10        | 3467368.505   | 52.6      | 82.2      | 68.1     | 66.2     |
| 337   | 1/21/2010 | 18:04:31 | 61.8     | A    | 40-90 | 0:11:12        | 1513561.248   | 52.6      | 82.2      | 68.1     | 66.2     |
| 338   | 1/21/2010 | 18:04:33 | 63.1     | A    | 40-90 | 0:11:14        | 2041737.945   | 52.6      | 82.2      | 68.1     | 66.2     |
| 339   | 1/21/2010 | 18:04:35 | 62.4     | A    | 40-90 | 0:11:16        | 1737800.829   | 52.6      | 82.2      | 68.1     | 66.2     |
| 340   | 1/21/2010 | 18:04:37 | 60.8     | A    | 40-90 | 0:11:18        | 1202264.435   | 52.6      | 82.2      | 68.1     | 66.2     |
| 341   | 1/21/2010 | 18:04:39 | 61.9     | A    | 40-90 | 0:11:20        | 1548816.619   | 52.6      | 82.2      | 68.1     | 66.2     |
| 342   | 1/21/2010 | 18:04:41 | 61.1     | A    | 40-90 | 0:11:22        | 1288249.552   | 52.6      | 82.2      | 68.1     | 66.2     |
| 343   | 1/21/2010 | 18:04:43 | 60.9     | A    | 40-90 | 0:11:24        | 1230268.771   | 52.6      | 82.2      | 68.1     | 66.2     |
| 344   | 1/21/2010 | 18:04:45 | 62.1     | A    | 40-90 | 0:11:26        | 1621810.097   | 52.6      | 82.2      | 68.1     | 66.2     |
| 345   | 1/21/2010 | 18:04:47 | 60.9     | A    | 40-90 | 0:11:28        | 1230268.771   | 52.6      | 82.2      | 68.1     | 66.2     |
| 346   | 1/21/2010 | 18:04:49 | 59.8     | A    | 40-90 | 0:11:30        | 954992.586    | 52.6      | 82.2      | 68.1     | 66.2     |
| 347   | 1/21/2010 | 18:04:51 | 58.9     | A    | 40-90 | 0:11:32        | 776247.1166   | 52.6      | 82.2      | 68.1     | 66.2     |
| 348   | 1/21/2010 | 18:04:53 | 59.7     | A    | 40-90 | 0:11:34        | 933254.3008   | 52.6      | 82.2      | 68.1     | 66.2     |

## Receiver 1- Day

| Point | Date      | Time     | Pressure | Unit | Scale | Acumulate Time | 10 <sup>^(.1*A)</sup> | L <sub>min</sub> | L <sub>max</sub> | L <sub>10</sub> | L <sub>eq</sub> |
|-------|-----------|----------|----------|------|-------|----------------|-----------------------|------------------|------------------|-----------------|-----------------|
| 349   | 1/21/2010 | 18:04:55 | 58.4     | A    | 40-90 | 0:11:36        | 691830.9709           | 52.6             | 82.2             | 68.1            | 66.2            |
| 350   | 1/21/2010 | 18:04:57 | 58.9     | A    | 40-90 | 0:11:38        | 776247.1166           | 52.6             | 82.2             | 68.1            | 66.2            |
| 351   | 1/21/2010 | 18:04:59 | 61.9     | A    | 40-90 | 0:11:40        | 1548816.619           | 52.6             | 82.2             | 68.1            | 66.2            |
| 352   | 1/21/2010 | 18:05:01 | 67.6     | A    | 40-90 | 0:11:42        | 5754399.373           | 52.6             | 82.2             | 68.1            | 66.2            |
| 353   | 1/21/2010 | 18:05:03 | 68.9     | A    | 40-90 | 0:11:44        | 7762471.166           | 52.6             | 82.2             | 68.1            | 66.2            |
| 354   | 1/21/2010 | 18:05:05 | 76.9     | A    | 40-90 | 0:11:46        | 48977881.94           | 52.6             | 82.2             | 68.1            | 66.2            |
| 355   | 1/21/2010 | 18:05:07 | 73.2     | A    | 40-90 | 0:11:48        | 20892961.31           | 52.6             | 82.2             | 68.1            | 66.2            |
| 356   | 1/21/2010 | 18:05:09 | 71.2     | A    | 40-90 | 0:11:50        | 13182567.39           | 52.6             | 82.2             | 68.1            | 66.2            |
| 357   | 1/21/2010 | 18:05:11 | 70.3     | A    | 40-90 | 0:11:52        | 10715193.05           | 52.6             | 82.2             | 68.1            | 66.2            |
| 358   | 1/21/2010 | 18:05:13 | 66.3     | A    | 40-90 | 0:11:54        | 4265795.188           | 52.6             | 82.2             | 68.1            | 66.2            |
| 359   | 1/21/2010 | 18:05:15 | 63       | A    | 40-90 | 0:11:56        | 1995262.315           | 52.6             | 82.2             | 68.1            | 66.2            |
| 360   | 1/21/2010 | 18:05:17 | 60.8     | A    | 40-90 | 0:11:58        | 1202264.435           | 52.6             | 82.2             | 68.1            | 66.2            |
| 361   | 1/21/2010 | 18:05:19 | 62.2     | A    | 40-90 | 0:12:00        | 1659586.907           | 52.6             | 82.2             | 68.1            | 66.2            |
| 362   | 1/21/2010 | 18:05:21 | 70.5     | A    | 40-90 | 0:12:02        | 11220184.54           | 52.6             | 82.2             | 68.1            | 66.2            |
| 363   | 1/21/2010 | 18:05:23 | 70.9     | A    | 40-90 | 0:12:04        | 12302687.71           | 52.6             | 82.2             | 68.1            | 66.2            |
| 364   | 1/21/2010 | 18:05:25 | 67.9     | A    | 40-90 | 0:12:06        | 6165950.019           | 52.6             | 82.2             | 68.1            | 66.2            |
| 365   | 1/21/2010 | 18:05:27 | 66.3     | A    | 40-90 | 0:12:08        | 4265795.188           | 52.6             | 82.2             | 68.1            | 66.2            |
| 366   | 1/21/2010 | 18:05:29 | 66.1     | A    | 40-90 | 0:12:10        | 4073802.778           | 52.6             | 82.2             | 68.1            | 66.2            |
| 367   | 1/21/2010 | 18:05:31 | 65.9     | A    | 40-90 | 0:12:12        | 3890451.45            | 52.6             | 82.2             | 68.1            | 66.2            |
| 368   | 1/21/2010 | 18:05:33 | 62.6     | A    | 40-90 | 0:12:14        | 1819700.859           | 52.6             | 82.2             | 68.1            | 66.2            |
| 369   | 1/21/2010 | 18:05:35 | 63.6     | A    | 40-90 | 0:12:16        | 2290867.653           | 52.6             | 82.2             | 68.1            | 66.2            |
| 370   | 1/21/2010 | 18:05:37 | 63.4     | A    | 40-90 | 0:12:18        | 2187761.624           | 52.6             | 82.2             | 68.1            | 66.2            |
| 371   | 1/21/2010 | 18:05:39 | 64.3     | A    | 40-90 | 0:12:20        | 2691534.804           | 52.6             | 82.2             | 68.1            | 66.2            |
| 372   | 1/21/2010 | 18:05:41 | 60.9     | A    | 40-90 | 0:12:22        | 1230268.771           | 52.6             | 82.2             | 68.1            | 66.2            |
| 373   | 1/21/2010 | 18:05:43 | 60.1     | A    | 40-90 | 0:12:24        | 1023292.992           | 52.6             | 82.2             | 68.1            | 66.2            |
| 374   | 1/21/2010 | 18:05:45 | 62.9     | A    | 40-90 | 0:12:26        | 1949844.6             | 52.6             | 82.2             | 68.1            | 66.2            |
| 375   | 1/21/2010 | 18:05:47 | 66.5     | A    | 40-90 | 0:12:28        | 4466835.922           | 52.6             | 82.2             | 68.1            | 66.2            |
| 376   | 1/21/2010 | 18:05:49 | 63.6     | A    | 40-90 | 0:12:30        | 2290867.653           | 52.6             | 82.2             | 68.1            | 66.2            |
| 377   | 1/21/2010 | 18:05:51 | 63.5     | A    | 40-90 | 0:12:32        | 2238721.139           | 52.6             | 82.2             | 68.1            | 66.2            |

## Receiver 1- Day

| Point | Date      | Time     | Pressure | Unit | Scale | Acumulate Time | 10 <sup>^(.1*A)</sup> | L <sub>min</sub> | L <sub>max</sub> | L <sub>10</sub> | L <sub>eq</sub> |
|-------|-----------|----------|----------|------|-------|----------------|-----------------------|------------------|------------------|-----------------|-----------------|
| 378   | 1/21/2010 | 18:05:53 | 65.3     | A    | 40-90 | 0:12:34        | 3388441.561           | 52.6             | 82.2             | 68.1            | 66.2            |
| 379   | 1/21/2010 | 18:05:55 | 63.8     | A    | 40-90 | 0:12:36        | 2398832.919           | 52.6             | 82.2             | 68.1            | 66.2            |
| 380   | 1/21/2010 | 18:05:57 | 66.1     | A    | 40-90 | 0:12:38        | 4073802.778           | 52.6             | 82.2             | 68.1            | 66.2            |
| 381   | 1/21/2010 | 18:05:59 | 65.7     | A    | 40-90 | 0:12:40        | 3715352.291           | 52.6             | 82.2             | 68.1            | 66.2            |
| 382   | 1/21/2010 | 18:06:01 | 69.6     | A    | 40-90 | 0:12:42        | 9120108.394           | 52.6             | 82.2             | 68.1            | 66.2            |
| 383   | 1/21/2010 | 18:06:03 | 70.4     | A    | 40-90 | 0:12:44        | 10964781.96           | 52.6             | 82.2             | 68.1            | 66.2            |
| 384   | 1/21/2010 | 18:06:05 | 67.7     | A    | 40-90 | 0:12:46        | 5888436.554           | 52.6             | 82.2             | 68.1            | 66.2            |
| 385   | 1/21/2010 | 18:06:07 | 65.9     | A    | 40-90 | 0:12:48        | 3890451.45            | 52.6             | 82.2             | 68.1            | 66.2            |
| 386   | 1/21/2010 | 18:06:09 | 67.2     | A    | 40-90 | 0:12:50        | 5248074.602           | 52.6             | 82.2             | 68.1            | 66.2            |
| 387   | 1/21/2010 | 18:06:11 | 66.4     | A    | 40-90 | 0:12:52        | 4365158.322           | 52.6             | 82.2             | 68.1            | 66.2            |
| 388   | 1/21/2010 | 18:06:13 | 68.9     | A    | 40-90 | 0:12:54        | 7762471.166           | 52.6             | 82.2             | 68.1            | 66.2            |
| 389   | 1/21/2010 | 18:06:15 | 72.2     | A    | 40-90 | 0:12:56        | 16595869.07           | 52.6             | 82.2             | 68.1            | 66.2            |
| 390   | 1/21/2010 | 18:06:17 | 65.4     | A    | 40-90 | 0:12:58        | 3467368.505           | 52.6             | 82.2             | 68.1            | 66.2            |
| 391   | 1/21/2010 | 18:06:19 | 64.2     | A    | 40-90 | 0:13:00        | 2630267.992           | 52.6             | 82.2             | 68.1            | 66.2            |
| 392   | 1/21/2010 | 18:06:21 | 63.5     | A    | 40-90 | 0:13:02        | 2238721.139           | 52.6             | 82.2             | 68.1            | 66.2            |
| 393   | 1/21/2010 | 18:06:23 | 62.2     | A    | 40-90 | 0:13:04        | 1659586.907           | 52.6             | 82.2             | 68.1            | 66.2            |
| 394   | 1/21/2010 | 18:06:25 | 61.7     | A    | 40-90 | 0:13:06        | 1479108.388           | 52.6             | 82.2             | 68.1            | 66.2            |
| 395   | 1/21/2010 | 18:06:27 | 64.9     | A    | 40-90 | 0:13:08        | 3090295.433           | 52.6             | 82.2             | 68.1            | 66.2            |
| 396   | 1/21/2010 | 18:06:29 | 64.9     | A    | 40-90 | 0:13:10        | 3090295.433           | 52.6             | 82.2             | 68.1            | 66.2            |
| 397   | 1/21/2010 | 18:06:31 | 66.6     | A    | 40-90 | 0:13:12        | 4570881.896           | 52.6             | 82.2             | 68.1            | 66.2            |
| 398   | 1/21/2010 | 18:06:33 | 66.4     | A    | 40-90 | 0:13:14        | 4365158.322           | 52.6             | 82.2             | 68.1            | 66.2            |
| 399   | 1/21/2010 | 18:06:35 | 66.7     | A    | 40-90 | 0:13:16        | 4677351.413           | 52.6             | 82.2             | 68.1            | 66.2            |
| 400   | 1/21/2010 | 18:06:37 | 66.3     | A    | 40-90 | 0:13:18        | 4265795.188           | 52.6             | 82.2             | 68.1            | 66.2            |
| 401   | 1/21/2010 | 18:06:39 | 63.1     | A    | 40-90 | 0:13:20        | 2041737.945           | 52.6             | 82.2             | 68.1            | 66.2            |
| 402   | 1/21/2010 | 18:06:41 | 64.9     | A    | 40-90 | 0:13:22        | 3090295.433           | 52.6             | 82.2             | 68.1            | 66.2            |
| 403   | 1/21/2010 | 18:06:43 | 65.3     | A    | 40-90 | 0:13:24        | 3388441.561           | 52.6             | 82.2             | 68.1            | 66.2            |
| 404   | 1/21/2010 | 18:06:45 | 63.6     | A    | 40-90 | 0:13:26        | 2290867.653           | 52.6             | 82.2             | 68.1            | 66.2            |
| 405   | 1/21/2010 | 18:06:47 | 63.2     | A    | 40-90 | 0:13:28        | 2089296.131           | 52.6             | 82.2             | 68.1            | 66.2            |
| 406   | 1/21/2010 | 18:06:49 | 62.3     | A    | 40-90 | 0:13:30        | 1698243.652           | 52.6             | 82.2             | 68.1            | 66.2            |

## Receiver 1- Day

| Point | Date      | Time     | Pressure | Unit | Scale | Acumulate Time | 10 <sup>^(.1*A)</sup> | L <sub>min</sub> | L <sub>max</sub> | L <sub>10</sub> | L <sub>eq</sub> |
|-------|-----------|----------|----------|------|-------|----------------|-----------------------|------------------|------------------|-----------------|-----------------|
| 407   | 1/21/2010 | 18:06:51 | 61.1     | A    | 40-90 | 0:13:32        | 1288249.552           | 52.6             | 82.2             | 68.1            | 66.2            |
| 408   | 1/21/2010 | 18:06:53 | 61.2     | A    | 40-90 | 0:13:34        | 1318256.739           | 52.6             | 82.2             | 68.1            | 66.2            |
| 409   | 1/21/2010 | 18:06:55 | 60.4     | A    | 40-90 | 0:13:36        | 1096478.196           | 52.6             | 82.2             | 68.1            | 66.2            |
| 410   | 1/21/2010 | 18:06:57 | 59.5     | A    | 40-90 | 0:13:38        | 891250.9381           | 52.6             | 82.2             | 68.1            | 66.2            |
| 411   | 1/21/2010 | 18:06:59 | 58.8     | A    | 40-90 | 0:13:40        | 758577.575            | 52.6             | 82.2             | 68.1            | 66.2            |
| 412   | 1/21/2010 | 18:07:01 | 58.3     | A    | 40-90 | 0:13:42        | 676082.9754           | 52.6             | 82.2             | 68.1            | 66.2            |
| 413   | 1/21/2010 | 18:07:03 | 58.5     | A    | 40-90 | 0:13:44        | 707945.7844           | 52.6             | 82.2             | 68.1            | 66.2            |
| 414   | 1/21/2010 | 18:07:05 | 63.7     | A    | 40-90 | 0:13:46        | 2344228.815           | 52.6             | 82.2             | 68.1            | 66.2            |
| 415   | 1/21/2010 | 18:07:07 | 62.2     | A    | 40-90 | 0:13:48        | 1659586.907           | 52.6             | 82.2             | 68.1            | 66.2            |
| 416   | 1/21/2010 | 18:07:09 | 59.9     | A    | 40-90 | 0:13:50        | 977237.221            | 52.6             | 82.2             | 68.1            | 66.2            |
| 417   | 1/21/2010 | 18:07:11 | 61.3     | A    | 40-90 | 0:13:52        | 1348962.883           | 52.6             | 82.2             | 68.1            | 66.2            |
| 418   | 1/21/2010 | 18:07:13 | 58.6     | A    | 40-90 | 0:13:54        | 724435.9601           | 52.6             | 82.2             | 68.1            | 66.2            |
| 419   | 1/21/2010 | 18:07:15 | 59.3     | A    | 40-90 | 0:13:56        | 851138.0382           | 52.6             | 82.2             | 68.1            | 66.2            |
| 420   | 1/21/2010 | 18:07:17 | 59.9     | A    | 40-90 | 0:13:58        | 977237.221            | 52.6             | 82.2             | 68.1            | 66.2            |
| 421   | 1/21/2010 | 18:07:19 | 59.7     | A    | 40-90 | 0:14:00        | 933254.3008           | 52.6             | 82.2             | 68.1            | 66.2            |
| 422   | 1/21/2010 | 18:07:21 | 59.8     | A    | 40-90 | 0:14:02        | 954992.586            | 52.6             | 82.2             | 68.1            | 66.2            |
| 423   | 1/21/2010 | 18:07:23 | 59.5     | A    | 40-90 | 0:14:04        | 891250.9381           | 52.6             | 82.2             | 68.1            | 66.2            |
| 424   | 1/21/2010 | 18:07:25 | 59.4     | A    | 40-90 | 0:14:06        | 870963.59             | 52.6             | 82.2             | 68.1            | 66.2            |
| 425   | 1/21/2010 | 18:07:27 | 59.8     | A    | 40-90 | 0:14:08        | 954992.586            | 52.6             | 82.2             | 68.1            | 66.2            |
| 426   | 1/21/2010 | 18:07:29 | 67.9     | A    | 40-90 | 0:14:10        | 6165950.019           | 52.6             | 82.2             | 68.1            | 66.2            |
| 427   | 1/21/2010 | 18:07:31 | 68.9     | A    | 40-90 | 0:14:12        | 7762471.166           | 52.6             | 82.2             | 68.1            | 66.2            |
| 428   | 1/21/2010 | 18:07:33 | 66.9     | A    | 40-90 | 0:14:14        | 4897788.194           | 52.6             | 82.2             | 68.1            | 66.2            |
| 429   | 1/21/2010 | 18:07:35 | 70.9     | A    | 40-90 | 0:14:16        | 12302687.71           | 52.6             | 82.2             | 68.1            | 66.2            |
| 430   | 1/21/2010 | 18:07:37 | 62.1     | A    | 40-90 | 0:14:18        | 1621810.097           | 52.6             | 82.2             | 68.1            | 66.2            |
| 431   | 1/21/2010 | 18:07:39 | 62.4     | A    | 40-90 | 0:14:20        | 1737800.829           | 52.6             | 82.2             | 68.1            | 66.2            |
| 432   | 1/21/2010 | 18:07:41 | 60.4     | A    | 40-90 | 0:14:22        | 1096478.196           | 52.6             | 82.2             | 68.1            | 66.2            |
| 433   | 1/21/2010 | 18:07:43 | 59.8     | A    | 40-90 | 0:14:24        | 954992.586            | 52.6             | 82.2             | 68.1            | 66.2            |
| 434   | 1/21/2010 | 18:07:45 | 59.5     | A    | 40-90 | 0:14:26        | 891250.9381           | 52.6             | 82.2             | 68.1            | 66.2            |
| 435   | 1/21/2010 | 18:07:47 | 59.1     | A    | 40-90 | 0:14:28        | 812830.5162           | 52.6             | 82.2             | 68.1            | 66.2            |

## Receiver 1- Day

| Point | Date      | Time     | Pressure | Unit | Scale | Acumulate Time | 10 <sup>^(.1*A)</sup> | L <sub>min</sub> | L <sub>max</sub> | L <sub>10</sub> | L <sub>eq</sub> |
|-------|-----------|----------|----------|------|-------|----------------|-----------------------|------------------|------------------|-----------------|-----------------|
| 436   | 1/21/2010 | 18:07:49 | 59.1     | A    | 40-90 | 0:14:30        | 812830.5162           | 52.6             | 82.2             | 68.1            | 66.2            |
| 437   | 1/21/2010 | 18:07:51 | 64       | A    | 40-90 | 0:14:32        | 2511886.432           | 52.6             | 82.2             | 68.1            | 66.2            |
| 438   | 1/21/2010 | 18:07:53 | 64       | A    | 40-90 | 0:14:34        | 2511886.432           | 52.6             | 82.2             | 68.1            | 66.2            |
| 439   | 1/21/2010 | 18:07:55 | 64.1     | A    | 40-90 | 0:14:36        | 2570395.783           | 52.6             | 82.2             | 68.1            | 66.2            |
| 440   | 1/21/2010 | 18:07:57 | 63.9     | A    | 40-90 | 0:14:38        | 2454708.916           | 52.6             | 82.2             | 68.1            | 66.2            |
| 441   | 1/21/2010 | 18:07:59 | 63.6     | A    | 40-90 | 0:14:40        | 2290867.653           | 52.6             | 82.2             | 68.1            | 66.2            |
| 442   | 1/21/2010 | 18:08:01 | 65.5     | A    | 40-90 | 0:14:42        | 3548133.892           | 52.6             | 82.2             | 68.1            | 66.2            |
| 443   | 1/21/2010 | 18:08:03 | 62.8     | A    | 40-90 | 0:14:44        | 1905460.718           | 52.6             | 82.2             | 68.1            | 66.2            |
| 444   | 1/21/2010 | 18:08:05 | 61.6     | A    | 40-90 | 0:14:46        | 1445439.771           | 52.6             | 82.2             | 68.1            | 66.2            |
| 445   | 1/21/2010 | 18:08:07 | 59.2     | A    | 40-90 | 0:14:48        | 831763.7711           | 52.6             | 82.2             | 68.1            | 66.2            |
| 446   | 1/21/2010 | 18:08:09 | 59.4     | A    | 40-90 | 0:14:50        | 870963.59             | 52.6             | 82.2             | 68.1            | 66.2            |
| 447   | 1/21/2010 | 18:08:11 | 60.5     | A    | 40-90 | 0:14:52        | 1122018.454           | 52.6             | 82.2             | 68.1            | 66.2            |
| 448   | 1/21/2010 | 18:08:13 | 58.8     | A    | 40-90 | 0:14:54        | 758577.575            | 52.6             | 82.2             | 68.1            | 66.2            |
| 449   | 1/21/2010 | 18:08:15 | 60.2     | A    | 40-90 | 0:14:56        | 1047128.548           | 52.6             | 82.2             | 68.1            | 66.2            |
| 450   | 1/21/2010 | 18:08:17 | 64.8     | A    | 40-90 | 0:14:58        | 3019951.72            | 52.6             | 82.2             | 68.1            | 66.2            |
| 451   | 1/21/2010 | 18:08:19 | 67.1     | A    | 40-90 | 0:15:00        | 5128613.84            | 52.6             | 82.2             | 68.1            | 66.2            |
| 452   | 1/21/2010 | 18:08:21 | 61.8     | A    | 40-90 | 0:15:02        | 1513561.248           | 52.6             | 82.2             | 68.1            | 66.2            |
| 453   | 1/21/2010 | 18:08:23 | 60.7     | A    | 40-90 | 0:15:04        | 1174897.555           | 52.6             | 82.2             | 68.1            | 66.2            |
| 454   | 1/21/2010 | 18:08:25 | 61.8     | A    | 40-90 | 0:15:06        | 1513561.248           | 52.6             | 82.2             | 68.1            | 66.2            |
| 455   | 1/21/2010 | 18:08:27 | 65       | A    | 40-90 | 0:15:08        | 3162277.66            | 52.6             | 82.2             | 68.1            | 66.2            |
| 456   | 1/21/2010 | 18:08:29 | 69.1     | A    | 40-90 | 0:15:10        | 8128305.162           | 52.6             | 82.2             | 68.1            | 66.2            |
| 457   | 1/21/2010 | 18:08:31 | 68.3     | A    | 40-90 | 0:15:12        | 6760829.754           | 52.6             | 82.2             | 68.1            | 66.2            |
| 458   | 1/21/2010 | 18:08:33 | 74.1     | A    | 40-90 | 0:15:14        | 25703957.83           | 52.6             | 82.2             | 68.1            | 66.2            |
| 459   | 1/21/2010 | 18:08:35 | 72.9     | A    | 40-90 | 0:15:16        | 19498446              | 52.6             | 82.2             | 68.1            | 66.2            |
| 460   | 1/21/2010 | 18:08:37 | 72.4     | A    | 40-90 | 0:15:18        | 17378008.29           | 52.6             | 82.2             | 68.1            | 66.2            |
| 461   | 1/21/2010 | 18:08:39 | 76.5     | A    | 40-90 | 0:15:20        | 44668359.22           | 52.6             | 82.2             | 68.1            | 66.2            |
| 462   | 1/21/2010 | 18:08:41 | 72.1     | A    | 40-90 | 0:15:22        | 16218100.97           | 52.6             | 82.2             | 68.1            | 66.2            |
| 463   | 1/21/2010 | 18:08:43 | 70.6     | A    | 40-90 | 0:15:24        | 11481536.21           | 52.6             | 82.2             | 68.1            | 66.2            |
| 464   | 1/21/2010 | 18:08:45 | 71.5     | A    | 40-90 | 0:15:26        | 14125375.45           | 52.6             | 82.2             | 68.1            | 66.2            |

## Receiver 1- Day

| Point | Date      | Time     | Pressure | Unit | Scale | Acumulate Time | 10 <sup>^(.1*A)</sup> | L <sub>min</sub> | L <sub>max</sub> | L <sub>10</sub> | L <sub>eq</sub> |
|-------|-----------|----------|----------|------|-------|----------------|-----------------------|------------------|------------------|-----------------|-----------------|
| 465   | 1/21/2010 | 18:08:47 | 69.1     | A    | 40-90 | 0:15:28        | 8128305.162           | 52.6             | 82.2             | 68.1            | 66.2            |
| 466   | 1/21/2010 | 18:08:49 | 66.5     | A    | 40-90 | 0:15:30        | 4466835.922           | 52.6             | 82.2             | 68.1            | 66.2            |
| 467   | 1/21/2010 | 18:08:51 | 67       | A    | 40-90 | 0:15:32        | 5011872.336           | 52.6             | 82.2             | 68.1            | 66.2            |
| 468   | 1/21/2010 | 18:08:53 | 67.2     | A    | 40-90 | 0:15:34        | 5248074.602           | 52.6             | 82.2             | 68.1            | 66.2            |
| 469   | 1/21/2010 | 18:08:55 | 64.8     | A    | 40-90 | 0:15:36        | 3019951.72            | 52.6             | 82.2             | 68.1            | 66.2            |
| 470   | 1/21/2010 | 18:08:57 | 66.2     | A    | 40-90 | 0:15:38        | 4168693.835           | 52.6             | 82.2             | 68.1            | 66.2            |
| 471   | 1/21/2010 | 18:08:59 | 65.8     | A    | 40-90 | 0:15:40        | 3801893.963           | 52.6             | 82.2             | 68.1            | 66.2            |
| 472   | 1/21/2010 | 18:09:01 | 66.7     | A    | 40-90 | 0:15:42        | 4677351.413           | 52.6             | 82.2             | 68.1            | 66.2            |
| 473   | 1/21/2010 | 18:09:03 | 66.5     | A    | 40-90 | 0:15:44        | 4466835.922           | 52.6             | 82.2             | 68.1            | 66.2            |
| 474   | 1/21/2010 | 18:09:05 | 65.6     | A    | 40-90 | 0:15:46        | 3630780.548           | 52.6             | 82.2             | 68.1            | 66.2            |
| 475   | 1/21/2010 | 18:09:07 | 61.2     | A    | 40-90 | 0:15:48        | 1318256.739           | 52.6             | 82.2             | 68.1            | 66.2            |
| 476   | 1/21/2010 | 18:09:09 | 60.7     | A    | 40-90 | 0:15:50        | 1174897.555           | 52.6             | 82.2             | 68.1            | 66.2            |
| 477   | 1/21/2010 | 18:09:11 | 62.4     | A    | 40-90 | 0:15:52        | 1737800.829           | 52.6             | 82.2             | 68.1            | 66.2            |
| 478   | 1/21/2010 | 18:09:13 | 62       | A    | 40-90 | 0:15:54        | 1584893.192           | 52.6             | 82.2             | 68.1            | 66.2            |
| 479   | 1/21/2010 | 18:09:15 | 63.7     | A    | 40-90 | 0:15:56        | 2344228.815           | 52.6             | 82.2             | 68.1            | 66.2            |
| 480   | 1/21/2010 | 18:09:17 | 61       | A    | 40-90 | 0:15:58        | 1258925.412           | 52.6             | 82.2             | 68.1            | 66.2            |
| 481   | 1/21/2010 | 18:09:19 | 62.9     | A    | 40-90 | 0:16:00        | 1949844.6             | 52.6             | 82.2             | 68.1            | 66.2            |
| 482   | 1/21/2010 | 18:09:21 | 63.1     | A    | 40-90 | 0:16:02        | 2041737.945           | 52.6             | 82.2             | 68.1            | 66.2            |
| 483   | 1/21/2010 | 18:09:23 | 60.8     | A    | 40-90 | 0:16:04        | 1202264.435           | 52.6             | 82.2             | 68.1            | 66.2            |
| 484   | 1/21/2010 | 18:09:25 | 58       | A    | 40-90 | 0:16:06        | 630957.3445           | 52.6             | 82.2             | 68.1            | 66.2            |
| 485   | 1/21/2010 | 18:09:27 | 57.9     | A    | 40-90 | 0:16:08        | 616595.0019           | 52.6             | 82.2             | 68.1            | 66.2            |
| 486   | 1/21/2010 | 18:09:29 | 58.9     | A    | 40-90 | 0:16:10        | 776247.1166           | 52.6             | 82.2             | 68.1            | 66.2            |
| 487   | 1/21/2010 | 18:09:31 | 59.2     | A    | 40-90 | 0:16:12        | 831763.7711           | 52.6             | 82.2             | 68.1            | 66.2            |
| 488   | 1/21/2010 | 18:09:33 | 61       | A    | 40-90 | 0:16:14        | 1258925.412           | 52.6             | 82.2             | 68.1            | 66.2            |
| 489   | 1/21/2010 | 18:09:35 | 59.3     | A    | 40-90 | 0:16:16        | 851138.0382           | 52.6             | 82.2             | 68.1            | 66.2            |
| 490   | 1/21/2010 | 18:09:37 | 57.9     | A    | 40-90 | 0:16:18        | 616595.0019           | 52.6             | 82.2             | 68.1            | 66.2            |
| 491   | 1/21/2010 | 18:09:39 | 61       | A    | 40-90 | 0:16:20        | 1258925.412           | 52.6             | 82.2             | 68.1            | 66.2            |
| 492   | 1/21/2010 | 18:09:41 | 60.4     | A    | 40-90 | 0:16:22        | 1096478.196           | 52.6             | 82.2             | 68.1            | 66.2            |
| 493   | 1/21/2010 | 18:09:43 | 61.2     | A    | 40-90 | 0:16:24        | 1318256.739           | 52.6             | 82.2             | 68.1            | 66.2            |



## Receiver 1- Day

| Point | Date      | Time     | Pressure | Unit | Scale | Acumulate Time | 10 <sup>^(.1*A)</sup> | L <sub>min</sub> | L <sub>max</sub> | L <sub>10</sub> | L <sub>eq</sub> |
|-------|-----------|----------|----------|------|-------|----------------|-----------------------|------------------|------------------|-----------------|-----------------|
| 494   | 1/21/2010 | 18:09:45 | 62       | A    | 40-90 | 0:16:26        | 1584893.192           | 52.6             | 82.2             | 68.1            | 66.2            |
| 495   | 1/21/2010 | 18:09:47 | 59.8     | A    | 40-90 | 0:16:28        | 954992.586            | 52.6             | 82.2             | 68.1            | 66.2            |
| 496   | 1/21/2010 | 18:09:49 | 58.9     | A    | 40-90 | 0:16:30        | 776247.1166           | 52.6             | 82.2             | 68.1            | 66.2            |
| 497   | 1/21/2010 | 18:09:51 | 59.1     | A    | 40-90 | 0:16:32        | 812830.5162           | 52.6             | 82.2             | 68.1            | 66.2            |
| 498   | 1/21/2010 | 18:09:53 | 60.5     | A    | 40-90 | 0:16:34        | 1122018.454           | 52.6             | 82.2             | 68.1            | 66.2            |
| 499   | 1/21/2010 | 18:09:55 | 61.1     | A    | 40-90 | 0:16:36        | 1288249.552           | 52.6             | 82.2             | 68.1            | 66.2            |
| 500   | 1/21/2010 | 18:09:57 | 60.1     | A    | 40-90 | 0:16:38        | 1023292.992           | 52.6             | 82.2             | 68.1            | 66.2            |
| 501   | 1/21/2010 | 18:09:59 | 58.9     | A    | 40-90 | 0:16:40        | 776247.1166           | 52.6             | 82.2             | 68.1            | 66.2            |
| 502   | 1/21/2010 | 18:10:01 | 59.8     | A    | 40-90 | 0:16:42        | 954992.586            | 52.6             | 82.2             | 68.1            | 66.2            |
| 503   | 1/21/2010 | 18:10:03 | 61.4     | A    | 40-90 | 0:16:44        | 1380384.265           | 52.6             | 82.2             | 68.1            | 66.2            |
| 504   | 1/21/2010 | 18:10:05 | 60       | A    | 40-90 | 0:16:46        | 1000000               | 52.6             | 82.2             | 68.1            | 66.2            |
| 505   | 1/21/2010 | 18:10:07 | 59.5     | A    | 40-90 | 0:16:48        | 891250.9381           | 52.6             | 82.2             | 68.1            | 66.2            |
| 506   | 1/21/2010 | 18:10:09 | 60.7     | A    | 40-90 | 0:16:50        | 1174897.555           | 52.6             | 82.2             | 68.1            | 66.2            |
| 507   | 1/21/2010 | 18:10:11 | 59       | A    | 40-90 | 0:16:52        | 794328.2347           | 52.6             | 82.2             | 68.1            | 66.2            |
| 508   | 1/21/2010 | 18:10:13 | 60.2     | A    | 40-90 | 0:16:54        | 1047128.548           | 52.6             | 82.2             | 68.1            | 66.2            |
| 509   | 1/21/2010 | 18:10:15 | 60.5     | A    | 40-90 | 0:16:56        | 1122018.454           | 52.6             | 82.2             | 68.1            | 66.2            |
| 510   | 1/21/2010 | 18:10:17 | 60.1     | A    | 40-90 | 0:16:58        | 1023292.992           | 52.6             | 82.2             | 68.1            | 66.2            |
| 511   | 1/21/2010 | 18:10:19 | 61.3     | A    | 40-90 | 0:17:00        | 1348962.883           | 52.6             | 82.2             | 68.1            | 66.2            |
| 512   | 1/21/2010 | 18:10:21 | 62       | A    | 40-90 | 0:17:02        | 1584893.192           | 52.6             | 82.2             | 68.1            | 66.2            |
| 513   | 1/21/2010 | 18:10:23 | 62       | A    | 40-90 | 0:17:04        | 1584893.192           | 52.6             | 82.2             | 68.1            | 66.2            |
| 514   | 1/21/2010 | 18:10:25 | 69.5     | A    | 40-90 | 0:17:06        | 8912509.381           | 52.6             | 82.2             | 68.1            | 66.2            |
| 515   | 1/21/2010 | 18:10:27 | 68.5     | A    | 40-90 | 0:17:08        | 7079457.844           | 52.6             | 82.2             | 68.1            | 66.2            |
| 516   | 1/21/2010 | 18:10:29 | 63.8     | A    | 40-90 | 0:17:10        | 2398832.919           | 52.6             | 82.2             | 68.1            | 66.2            |
| 517   | 1/21/2010 | 18:10:31 | 62.9     | A    | 40-90 | 0:17:12        | 1949844.6             | 52.6             | 82.2             | 68.1            | 66.2            |
| 518   | 1/21/2010 | 18:10:33 | 66.1     | A    | 40-90 | 0:17:14        | 4073802.778           | 52.6             | 82.2             | 68.1            | 66.2            |
| 519   | 1/21/2010 | 18:10:35 | 65.4     | A    | 40-90 | 0:17:16        | 3467368.505           | 52.6             | 82.2             | 68.1            | 66.2            |
| 520   | 1/21/2010 | 18:10:37 | 63.9     | A    | 40-90 | 0:17:18        | 2454708.916           | 52.6             | 82.2             | 68.1            | 66.2            |
| 521   | 1/21/2010 | 18:10:39 | 63.2     | A    | 40-90 | 0:17:20        | 2089296.131           | 52.6             | 82.2             | 68.1            | 66.2            |
| 522   | 1/21/2010 | 18:10:41 | 63.2     | A    | 40-90 | 0:17:22        | 2089296.131           | 52.6             | 82.2             | 68.1            | 66.2            |

## Receiver 1- Day

| Point | Date      | Time     | Pressure | Unit | Scale | Acumulate Time | 10 <sup>^(.1*A)</sup> | L <sub>min</sub> | L <sub>max</sub> | L <sub>10</sub> | L <sub>eq</sub> |
|-------|-----------|----------|----------|------|-------|----------------|-----------------------|------------------|------------------|-----------------|-----------------|
| 523   | 1/21/2010 | 18:10:43 | 63.4     | A    | 40-90 | 0:17:24        | 2187761.624           | 52.6             | 82.2             | 68.1            | 66.2            |
| 524   | 1/21/2010 | 18:10:45 | 62.3     | A    | 40-90 | 0:17:26        | 1698243.652           | 52.6             | 82.2             | 68.1            | 66.2            |
| 525   | 1/21/2010 | 18:10:47 | 64.9     | A    | 40-90 | 0:17:28        | 3090295.433           | 52.6             | 82.2             | 68.1            | 66.2            |
| 526   | 1/21/2010 | 18:10:49 | 65.7     | A    | 40-90 | 0:17:30        | 3715352.291           | 52.6             | 82.2             | 68.1            | 66.2            |
| 527   | 1/21/2010 | 18:10:51 | 64.5     | A    | 40-90 | 0:17:32        | 2818382.931           | 52.6             | 82.2             | 68.1            | 66.2            |
| 528   | 1/21/2010 | 18:10:53 | 63.3     | A    | 40-90 | 0:17:34        | 2137962.09            | 52.6             | 82.2             | 68.1            | 66.2            |
| 529   | 1/21/2010 | 18:10:55 | 63.5     | A    | 40-90 | 0:17:36        | 2238721.139           | 52.6             | 82.2             | 68.1            | 66.2            |
| 530   | 1/21/2010 | 18:10:57 | 66       | A    | 40-90 | 0:17:38        | 3981071.706           | 52.6             | 82.2             | 68.1            | 66.2            |
| 531   | 1/21/2010 | 18:10:59 | 65.6     | A    | 40-90 | 0:17:40        | 3630780.548           | 52.6             | 82.2             | 68.1            | 66.2            |
| 532   | 1/21/2010 | 18:11:01 | 64.5     | A    | 40-90 | 0:17:42        | 2818382.931           | 52.6             | 82.2             | 68.1            | 66.2            |
| 533   | 1/21/2010 | 18:11:03 | 65.7     | A    | 40-90 | 0:17:44        | 3715352.291           | 52.6             | 82.2             | 68.1            | 66.2            |
| 534   | 1/21/2010 | 18:11:05 | 63.4     | A    | 40-90 | 0:17:46        | 2187761.624           | 52.6             | 82.2             | 68.1            | 66.2            |
| 535   | 1/21/2010 | 18:11:07 | 65.3     | A    | 40-90 | 0:17:48        | 3388441.561           | 52.6             | 82.2             | 68.1            | 66.2            |
| 536   | 1/21/2010 | 18:11:09 | 63.8     | A    | 40-90 | 0:17:50        | 2398832.919           | 52.6             | 82.2             | 68.1            | 66.2            |
| 537   | 1/21/2010 | 18:11:11 | 66.8     | A    | 40-90 | 0:17:52        | 4786300.923           | 52.6             | 82.2             | 68.1            | 66.2            |
| 538   | 1/21/2010 | 18:11:13 | 62.3     | A    | 40-90 | 0:17:54        | 1698243.652           | 52.6             | 82.2             | 68.1            | 66.2            |
| 539   | 1/21/2010 | 18:11:15 | 61.2     | A    | 40-90 | 0:17:56        | 1318256.739           | 52.6             | 82.2             | 68.1            | 66.2            |
| 540   | 1/21/2010 | 18:11:17 | 61.3     | A    | 40-90 | 0:17:58        | 1348962.883           | 52.6             | 82.2             | 68.1            | 66.2            |
| 541   | 1/21/2010 | 18:11:19 | 61.4     | A    | 40-90 | 0:18:00        | 1380384.265           | 52.6             | 82.2             | 68.1            | 66.2            |
| 542   | 1/21/2010 | 18:11:21 | 67.1     | A    | 40-90 | 0:18:02        | 5128613.84            | 52.6             | 82.2             | 68.1            | 66.2            |
| 543   | 1/21/2010 | 18:11:23 | 59.3     | A    | 40-90 | 0:18:04        | 851138.0382           | 52.6             | 82.2             | 68.1            | 66.2            |
| 544   | 1/21/2010 | 18:11:25 | 63.8     | A    | 40-90 | 0:18:06        | 2398832.919           | 52.6             | 82.2             | 68.1            | 66.2            |
| 545   | 1/21/2010 | 18:11:27 | 62.7     | A    | 40-90 | 0:18:08        | 1862087.137           | 52.6             | 82.2             | 68.1            | 66.2            |
| 546   | 1/21/2010 | 18:11:29 | 64.7     | A    | 40-90 | 0:18:10        | 2951209.227           | 52.6             | 82.2             | 68.1            | 66.2            |
| 547   | 1/21/2010 | 18:11:31 | 63.6     | A    | 40-90 | 0:18:12        | 2290867.653           | 52.6             | 82.2             | 68.1            | 66.2            |
| 548   | 1/21/2010 | 18:11:33 | 61.8     | A    | 40-90 | 0:18:14        | 1513561.248           | 52.6             | 82.2             | 68.1            | 66.2            |
| 549   | 1/21/2010 | 18:11:35 | 65.4     | A    | 40-90 | 0:18:16        | 3467368.505           | 52.6             | 82.2             | 68.1            | 66.2            |
| 550   | 1/21/2010 | 18:11:37 | 61.8     | A    | 40-90 | 0:18:18        | 1513561.248           | 52.6             | 82.2             | 68.1            | 66.2            |
| 551   | 1/21/2010 | 18:11:39 | 62.1     | A    | 40-90 | 0:18:20        | 1621810.097           | 52.6             | 82.2             | 68.1            | 66.2            |

## Receiver 1- Day

| Point | Date      | Time     | Pressure | Unit | Scale | Acumulate Time | $10^{(.1*A)}$ | $L_{min}$ | $L_{max}$ | $L_{10}$ | $L_{eq}$ |
|-------|-----------|----------|----------|------|-------|----------------|---------------|-----------|-----------|----------|----------|
| 552   | 1/21/2010 | 18:11:41 | 65.4     | A    | 40-90 | 0:18:22        | 3467368.505   | 52.6      | 82.2      | 68.1     | 66.2     |
| 553   | 1/21/2010 | 18:11:43 | 67.7     | A    | 40-90 | 0:18:24        | 5888436.554   | 52.6      | 82.2      | 68.1     | 66.2     |
| 554   | 1/21/2010 | 18:11:45 | 65.9     | A    | 40-90 | 0:18:26        | 3890451.45    | 52.6      | 82.2      | 68.1     | 66.2     |
| 555   | 1/21/2010 | 18:11:47 | 63.3     | A    | 40-90 | 0:18:28        | 2137962.09    | 52.6      | 82.2      | 68.1     | 66.2     |
| 556   | 1/21/2010 | 18:11:49 | 61.7     | A    | 40-90 | 0:18:30        | 1479108.388   | 52.6      | 82.2      | 68.1     | 66.2     |
| 557   | 1/21/2010 | 18:11:51 | 59.5     | A    | 40-90 | 0:18:32        | 891250.9381   | 52.6      | 82.2      | 68.1     | 66.2     |
| 558   | 1/21/2010 | 18:11:53 | 56.8     | A    | 40-90 | 0:18:34        | 478630.0923   | 52.6      | 82.2      | 68.1     | 66.2     |
| 559   | 1/21/2010 | 18:11:55 | 55.2     | A    | 40-90 | 0:18:36        | 331131.1215   | 52.6      | 82.2      | 68.1     | 66.2     |
| 560   | 1/21/2010 | 18:11:57 | 56.3     | A    | 40-90 | 0:18:38        | 426579.5188   | 52.6      | 82.2      | 68.1     | 66.2     |
| 561   | 1/21/2010 | 18:11:59 | 59.8     | A    | 40-90 | 0:18:40        | 954992.586    | 52.6      | 82.2      | 68.1     | 66.2     |
| 562   | 1/21/2010 | 18:12:01 | 61.8     | A    | 40-90 | 0:18:42        | 1513561.248   | 52.6      | 82.2      | 68.1     | 66.2     |
| 563   | 1/21/2010 | 18:12:03 | 65.9     | A    | 40-90 | 0:18:44        | 3890451.45    | 52.6      | 82.2      | 68.1     | 66.2     |
| 564   | 1/21/2010 | 18:12:05 | 63.9     | A    | 40-90 | 0:18:46        | 2454708.916   | 52.6      | 82.2      | 68.1     | 66.2     |
| 565   | 1/21/2010 | 18:12:07 | 65.1     | A    | 40-90 | 0:18:48        | 3235936.569   | 52.6      | 82.2      | 68.1     | 66.2     |
| 566   | 1/21/2010 | 18:12:09 | 65.5     | A    | 40-90 | 0:18:50        | 3548133.892   | 52.6      | 82.2      | 68.1     | 66.2     |
| 567   | 1/21/2010 | 18:12:11 | 66.3     | A    | 40-90 | 0:18:52        | 4265795.188   | 52.6      | 82.2      | 68.1     | 66.2     |
| 568   | 1/21/2010 | 18:12:13 | 77.9     | A    | 40-90 | 0:18:54        | 61659500.19   | 52.6      | 82.2      | 68.1     | 66.2     |
| 569   | 1/21/2010 | 18:12:15 | 69       | A    | 40-90 | 0:18:56        | 7943282.347   | 52.6      | 82.2      | 68.1     | 66.2     |
| 570   | 1/21/2010 | 18:12:17 | 66       | A    | 40-90 | 0:18:58        | 3981071.706   | 52.6      | 82.2      | 68.1     | 66.2     |
| 571   | 1/21/2010 | 18:12:19 | 68.3     | A    | 40-90 | 0:19:00        | 6760829.754   | 52.6      | 82.2      | 68.1     | 66.2     |
| 572   | 1/21/2010 | 18:12:21 | 65.3     | A    | 40-90 | 0:19:02        | 3388441.561   | 52.6      | 82.2      | 68.1     | 66.2     |
| 573   | 1/21/2010 | 18:12:23 | 65.7     | A    | 40-90 | 0:19:04        | 3715352.291   | 52.6      | 82.2      | 68.1     | 66.2     |
| 574   | 1/21/2010 | 18:12:25 | 61.4     | A    | 40-90 | 0:19:06        | 1380384.265   | 52.6      | 82.2      | 68.1     | 66.2     |
| 575   | 1/21/2010 | 18:12:27 | 64.1     | A    | 40-90 | 0:19:08        | 2570395.783   | 52.6      | 82.2      | 68.1     | 66.2     |
| 576   | 1/21/2010 | 18:12:29 | 59.4     | A    | 40-90 | 0:19:10        | 870963.59     | 52.6      | 82.2      | 68.1     | 66.2     |
| 577   | 1/21/2010 | 18:12:31 | 58.1     | A    | 40-90 | 0:19:12        | 645654.229    | 52.6      | 82.2      | 68.1     | 66.2     |
| 578   | 1/21/2010 | 18:12:33 | 57.8     | A    | 40-90 | 0:19:14        | 602559.5861   | 52.6      | 82.2      | 68.1     | 66.2     |
| 579   | 1/21/2010 | 18:12:35 | 60.9     | A    | 40-90 | 0:19:16        | 1230268.771   | 52.6      | 82.2      | 68.1     | 66.2     |
| 580   | 1/21/2010 | 18:12:37 | 62.2     | A    | 40-90 | 0:19:18        | 1659586.907   | 52.6      | 82.2      | 68.1     | 66.2     |

## Receiver 1- Day

| Point | Date      | Time     | Pressure | Unit | Scale | Acumulate Time | 10 <sup>^(.1*A)</sup> | L <sub>min</sub> | L <sub>max</sub> | L <sub>10</sub> | L <sub>eq</sub> |
|-------|-----------|----------|----------|------|-------|----------------|-----------------------|------------------|------------------|-----------------|-----------------|
| 581   | 1/21/2010 | 18:12:39 | 60.4     | A    | 40-90 | 0:19:20        | 1096478.196           | 52.6             | 82.2             | 68.1            | 66.2            |
| 582   | 1/21/2010 | 18:12:41 | 61.6     | A    | 40-90 | 0:19:22        | 1445439.771           | 52.6             | 82.2             | 68.1            | 66.2            |
| 583   | 1/21/2010 | 18:12:43 | 64.2     | A    | 40-90 | 0:19:24        | 2630267.992           | 52.6             | 82.2             | 68.1            | 66.2            |
| 584   | 1/21/2010 | 18:12:45 | 69.2     | A    | 40-90 | 0:19:26        | 8317637.711           | 52.6             | 82.2             | 68.1            | 66.2            |
| 585   | 1/21/2010 | 18:12:47 | 69       | A    | 40-90 | 0:19:28        | 7943282.347           | 52.6             | 82.2             | 68.1            | 66.2            |
| 586   | 1/21/2010 | 18:12:49 | 66.5     | A    | 40-90 | 0:19:30        | 4466835.922           | 52.6             | 82.2             | 68.1            | 66.2            |
| 587   | 1/21/2010 | 18:12:51 | 68.8     | A    | 40-90 | 0:19:32        | 7585775.75            | 52.6             | 82.2             | 68.1            | 66.2            |
| 588   | 1/21/2010 | 18:12:53 | 66.7     | A    | 40-90 | 0:19:34        | 4677351.413           | 52.6             | 82.2             | 68.1            | 66.2            |
| 589   | 1/21/2010 | 18:12:55 | 65.5     | A    | 40-90 | 0:19:36        | 3548133.892           | 52.6             | 82.2             | 68.1            | 66.2            |
| 590   | 1/21/2010 | 18:12:57 | 64.6     | A    | 40-90 | 0:19:38        | 2884031.503           | 52.6             | 82.2             | 68.1            | 66.2            |
| 591   | 1/21/2010 | 18:12:59 | 68.5     | A    | 40-90 | 0:19:40        | 7079457.844           | 52.6             | 82.2             | 68.1            | 66.2            |
| 592   | 1/21/2010 | 18:13:01 | 62.5     | A    | 40-90 | 0:19:42        | 1778279.41            | 52.6             | 82.2             | 68.1            | 66.2            |
| 593   | 1/21/2010 | 18:13:03 | 64.2     | A    | 40-90 | 0:19:44        | 2630267.992           | 52.6             | 82.2             | 68.1            | 66.2            |
| 594   | 1/21/2010 | 18:13:05 | 63.6     | A    | 40-90 | 0:19:46        | 2290867.653           | 52.6             | 82.2             | 68.1            | 66.2            |
| 595   | 1/21/2010 | 18:13:07 | 62.2     | A    | 40-90 | 0:19:48        | 1659586.907           | 52.6             | 82.2             | 68.1            | 66.2            |
| 596   | 1/21/2010 | 18:13:09 | 62.3     | A    | 40-90 | 0:19:50        | 1698243.652           | 52.6             | 82.2             | 68.1            | 66.2            |
| 597   | 1/21/2010 | 18:13:11 | 61.9     | A    | 40-90 | 0:19:52        | 1548816.619           | 52.6             | 82.2             | 68.1            | 66.2            |
| 598   | 1/21/2010 | 18:13:13 | 59.5     | A    | 40-90 | 0:19:54        | 891250.9381           | 52.6             | 82.2             | 68.1            | 66.2            |
| 599   | 1/21/2010 | 18:13:15 | 59.1     | A    | 40-90 | 0:19:56        | 812830.5162           | 52.6             | 82.2             | 68.1            | 66.2            |
| 600   | 1/21/2010 | 18:13:17 | 59.8     | A    | 40-90 | 0:19:58        | 954992.586            | 52.6             | 82.2             | 68.1            | 66.2            |
| 601   | 1/21/2010 | 18:13:19 | 71       | A    | 40-90 | 0:20:00        | 12589254.12           | 52.6             | 82.2             | 68.1            | 66.2            |
| 602   | 1/21/2010 | 18:13:21 | 67.2     | A    | 40-90 | 0:20:02        | 5248074.602           | 52.6             | 82.2             | 68.1            | 66.2            |
| 603   | 1/21/2010 | 18:13:23 | 65.5     | A    | 40-90 | 0:20:04        | 3548133.892           | 52.6             | 82.2             | 68.1            | 66.2            |
| 604   | 1/21/2010 | 18:13:25 | 61.4     | A    | 40-90 | 0:20:06        | 1380384.265           | 52.6             | 82.2             | 68.1            | 66.2            |
| 605   | 1/21/2010 | 18:13:27 | 63.8     | A    | 40-90 | 0:20:08        | 2398832.919           | 52.6             | 82.2             | 68.1            | 66.2            |
| 606   | 1/21/2010 | 18:13:29 | 56.2     | A    | 40-90 | 0:20:10        | 416869.3835           | 52.6             | 82.2             | 68.1            | 66.2            |
| 607   | 1/21/2010 | 18:13:31 | 57.2     | A    | 40-90 | 0:20:12        | 524807.4602           | 52.6             | 82.2             | 68.1            | 66.2            |
| 608   | 1/21/2010 | 18:13:33 | 62.6     | A    | 40-90 | 0:20:14        | 1819700.859           | 52.6             | 82.2             | 68.1            | 66.2            |
| 609   | 1/21/2010 | 18:13:35 | 62.2     | A    | 40-90 | 0:20:16        | 1659586.907           | 52.6             | 82.2             | 68.1            | 66.2            |

## Receiver 1- Day

| Point | Date      | Time     | Pressure | Unit | Scale | Acumulate Time | 10 <sup>^(.1*A)</sup> | L <sub>min</sub> | L <sub>max</sub> | L <sub>10</sub> | L <sub>eq</sub> |
|-------|-----------|----------|----------|------|-------|----------------|-----------------------|------------------|------------------|-----------------|-----------------|
| 610   | 1/21/2010 | 18:13:37 | 60.7     | A    | 40-90 | 0:20:18        | 1174897.555           | 52.6             | 82.2             | 68.1            | 66.2            |
| 611   | 1/21/2010 | 18:13:39 | 66.6     | A    | 40-90 | 0:20:20        | 4570881.896           | 52.6             | 82.2             | 68.1            | 66.2            |
| 612   | 1/21/2010 | 18:13:41 | 64.8     | A    | 40-90 | 0:20:22        | 3019951.72            | 52.6             | 82.2             | 68.1            | 66.2            |
| 613   | 1/21/2010 | 18:13:43 | 66       | A    | 40-90 | 0:20:24        | 3981071.706           | 52.6             | 82.2             | 68.1            | 66.2            |
| 614   | 1/21/2010 | 18:13:45 | 70.1     | A    | 40-90 | 0:20:26        | 10232929.92           | 52.6             | 82.2             | 68.1            | 66.2            |
| 615   | 1/21/2010 | 18:13:47 | 63.8     | A    | 40-90 | 0:20:28        | 2398832.919           | 52.6             | 82.2             | 68.1            | 66.2            |
| 616   | 1/21/2010 | 18:13:49 | 63.7     | A    | 40-90 | 0:20:30        | 2344228.815           | 52.6             | 82.2             | 68.1            | 66.2            |
| 617   | 1/21/2010 | 18:13:51 | 63.3     | A    | 40-90 | 0:20:32        | 2137962.09            | 52.6             | 82.2             | 68.1            | 66.2            |
| 618   | 1/21/2010 | 18:13:53 | 61.5     | A    | 40-90 | 0:20:34        | 1412537.545           | 52.6             | 82.2             | 68.1            | 66.2            |
| 619   | 1/21/2010 | 18:13:55 | 61.4     | A    | 40-90 | 0:20:36        | 1380384.265           | 52.6             | 82.2             | 68.1            | 66.2            |
| 620   | 1/21/2010 | 18:13:57 | 65.1     | A    | 40-90 | 0:20:38        | 3235936.569           | 52.6             | 82.2             | 68.1            | 66.2            |
| 621   | 1/21/2010 | 18:13:59 | 63.4     | A    | 40-90 | 0:20:40        | 2187761.624           | 52.6             | 82.2             | 68.1            | 66.2            |
| 622   | 1/21/2010 | 18:14:01 | 64.4     | A    | 40-90 | 0:20:42        | 2754228.703           | 52.6             | 82.2             | 68.1            | 66.2            |
| 623   | 1/21/2010 | 18:14:03 | 65.9     | A    | 40-90 | 0:20:44        | 3890451.45            | 52.6             | 82.2             | 68.1            | 66.2            |
| 624   | 1/21/2010 | 18:14:05 | 60.9     | A    | 40-90 | 0:20:46        | 1230268.771           | 52.6             | 82.2             | 68.1            | 66.2            |
| 625   | 1/21/2010 | 18:14:07 | 57.9     | A    | 40-90 | 0:20:48        | 616595.0019           | 52.6             | 82.2             | 68.1            | 66.2            |
| 626   | 1/21/2010 | 18:14:09 | 57.1     | A    | 40-90 | 0:20:50        | 512861.384            | 52.6             | 82.2             | 68.1            | 66.2            |
| 627   | 1/21/2010 | 18:14:11 | 57.7     | A    | 40-90 | 0:20:52        | 588843.6554           | 52.6             | 82.2             | 68.1            | 66.2            |
| 628   | 1/21/2010 | 18:14:13 | 60.6     | A    | 40-90 | 0:20:54        | 1148153.621           | 52.6             | 82.2             | 68.1            | 66.2            |
| 629   | 1/21/2010 | 18:14:15 | 67.8     | A    | 40-90 | 0:20:56        | 6025595.861           | 52.6             | 82.2             | 68.1            | 66.2            |
| 630   | 1/21/2010 | 18:14:17 | 57.8     | A    | 40-90 | 0:20:58        | 602559.5861           | 52.6             | 82.2             | 68.1            | 66.2            |
| 631   | 1/21/2010 | 18:14:19 | 57.2     | A    | 40-90 | 0:21:00        | 524807.4602           | 52.6             | 82.2             | 68.1            | 66.2            |
| 632   | 1/21/2010 | 18:14:21 | 63.6     | A    | 40-90 | 0:21:02        | 2290867.653           | 52.6             | 82.2             | 68.1            | 66.2            |
| 633   | 1/21/2010 | 18:14:23 | 60.4     | A    | 40-90 | 0:21:04        | 1096478.196           | 52.6             | 82.2             | 68.1            | 66.2            |
| 634   | 1/21/2010 | 18:14:25 | 61.4     | A    | 40-90 | 0:21:06        | 1380384.265           | 52.6             | 82.2             | 68.1            | 66.2            |
| 635   | 1/21/2010 | 18:14:27 | 60.3     | A    | 40-90 | 0:21:08        | 1071519.305           | 52.6             | 82.2             | 68.1            | 66.2            |
| 636   | 1/21/2010 | 18:14:29 | 60.5     | A    | 40-90 | 0:21:10        | 1122018.454           | 52.6             | 82.2             | 68.1            | 66.2            |
| 637   | 1/21/2010 | 18:14:31 | 60.5     | A    | 40-90 | 0:21:12        | 1122018.454           | 52.6             | 82.2             | 68.1            | 66.2            |
| 638   | 1/21/2010 | 18:14:33 | 59.1     | A    | 40-90 | 0:21:14        | 812830.5162           | 52.6             | 82.2             | 68.1            | 66.2            |

## Receiver 1- Day

| Point | Date      | Time     | Pressure | Unit | Scale | Acumulate Time | 10 <sup>^(.1*A)</sup> | L <sub>min</sub> | L <sub>max</sub> | L <sub>10</sub> | L <sub>eq</sub> |
|-------|-----------|----------|----------|------|-------|----------------|-----------------------|------------------|------------------|-----------------|-----------------|
| 639   | 1/21/2010 | 18:14:35 | 59.6     | A    | 40-90 | 0:21:16        | 912010.8394           | 52.6             | 82.2             | 68.1            | 66.2            |
| 640   | 1/21/2010 | 18:14:37 | 59.2     | A    | 40-90 | 0:21:18        | 831763.7711           | 52.6             | 82.2             | 68.1            | 66.2            |
| 641   | 1/21/2010 | 18:14:39 | 53.3     | A    | 40-90 | 0:21:20        | 213796.209            | 52.6             | 82.2             | 68.1            | 66.2            |
| 642   | 1/21/2010 | 18:14:41 | 52.6     | A    | 40-90 | 0:21:22        | 181970.0859           | 52.6             | 82.2             | 68.1            | 66.2            |
| 643   | 1/21/2010 | 18:14:43 | 59.4     | A    | 40-90 | 0:21:24        | 870963.59             | 52.6             | 82.2             | 68.1            | 66.2            |
| 644   | 1/21/2010 | 18:14:45 | 61.2     | A    | 40-90 | 0:21:26        | 1318256.739           | 52.6             | 82.2             | 68.1            | 66.2            |
| 645   | 1/21/2010 | 18:14:47 | 58.6     | A    | 40-90 | 0:21:28        | 724435.9601           | 52.6             | 82.2             | 68.1            | 66.2            |
| 646   | 1/21/2010 | 18:14:49 | 64.6     | A    | 40-90 | 0:21:30        | 2884031.503           | 52.6             | 82.2             | 68.1            | 66.2            |
| 647   | 1/21/2010 | 18:14:51 | 63.1     | A    | 40-90 | 0:21:32        | 2041737.945           | 52.6             | 82.2             | 68.1            | 66.2            |
| 648   | 1/21/2010 | 18:14:53 | 64.6     | A    | 40-90 | 0:21:34        | 2884031.503           | 52.6             | 82.2             | 68.1            | 66.2            |
| 649   | 1/21/2010 | 18:14:55 | 69.3     | A    | 40-90 | 0:21:36        | 8511380.382           | 52.6             | 82.2             | 68.1            | 66.2            |
| 650   | 1/21/2010 | 18:14:57 | 74       | A    | 40-90 | 0:21:38        | 25118864.32           | 52.6             | 82.2             | 68.1            | 66.2            |
| 651   | 1/21/2010 | 18:14:59 | 64.8     | A    | 40-90 | 0:21:40        | 3019951.72            | 52.6             | 82.2             | 68.1            | 66.2            |
| 652   | 1/21/2010 | 18:15:01 | 65.5     | A    | 40-90 | 0:21:42        | 3548133.892           | 52.6             | 82.2             | 68.1            | 66.2            |
| 653   | 1/21/2010 | 18:15:03 | 66       | A    | 40-90 | 0:21:44        | 3981071.706           | 52.6             | 82.2             | 68.1            | 66.2            |
| 654   | 1/21/2010 | 18:15:05 | 65.4     | A    | 40-90 | 0:21:46        | 3467368.505           | 52.6             | 82.2             | 68.1            | 66.2            |
| 655   | 1/21/2010 | 18:15:07 | 66.8     | A    | 40-90 | 0:21:48        | 4786300.923           | 52.6             | 82.2             | 68.1            | 66.2            |
| 656   | 1/21/2010 | 18:15:09 | 68.6     | A    | 40-90 | 0:21:50        | 7244359.601           | 52.6             | 82.2             | 68.1            | 66.2            |
| 657   | 1/21/2010 | 18:15:11 | 67.2     | A    | 40-90 | 0:21:52        | 5248074.602           | 52.6             | 82.2             | 68.1            | 66.2            |
| 658   | 1/21/2010 | 18:15:13 | 66.1     | A    | 40-90 | 0:21:54        | 4073802.778           | 52.6             | 82.2             | 68.1            | 66.2            |
| 659   | 1/21/2010 | 18:15:15 | 65.9     | A    | 40-90 | 0:21:56        | 3890451.45            | 52.6             | 82.2             | 68.1            | 66.2            |
| 660   | 1/21/2010 | 18:15:17 | 64.4     | A    | 40-90 | 0:21:58        | 2754228.703           | 52.6             | 82.2             | 68.1            | 66.2            |
| 661   | 1/21/2010 | 18:15:19 | 63.7     | A    | 40-90 | 0:22:00        | 2344228.815           | 52.6             | 82.2             | 68.1            | 66.2            |
| 662   | 1/21/2010 | 18:15:21 | 67.9     | A    | 40-90 | 0:22:02        | 6165950.019           | 52.6             | 82.2             | 68.1            | 66.2            |
| 663   | 1/21/2010 | 18:15:23 | 67.1     | A    | 40-90 | 0:22:04        | 5128613.84            | 52.6             | 82.2             | 68.1            | 66.2            |
| 664   | 1/21/2010 | 18:15:25 | 65.2     | A    | 40-90 | 0:22:06        | 3311311.215           | 52.6             | 82.2             | 68.1            | 66.2            |
| 665   | 1/21/2010 | 18:15:27 | 65.2     | A    | 40-90 | 0:22:08        | 3311311.215           | 52.6             | 82.2             | 68.1            | 66.2            |
| 666   | 1/21/2010 | 18:15:29 | 65.4     | A    | 40-90 | 0:22:10        | 3467368.505           | 52.6             | 82.2             | 68.1            | 66.2            |
| 667   | 1/21/2010 | 18:15:31 | 65.4     | A    | 40-90 | 0:22:12        | 3467368.505           | 52.6             | 82.2             | 68.1            | 66.2            |

## Receiver 1- Day

| Point | Date      | Time     | Pressure | Unit | Scale | Acumulate Time | 10 <sup>^(.1*A)</sup> | L <sub>min</sub> | L <sub>max</sub> | L <sub>10</sub> | L <sub>eq</sub> |
|-------|-----------|----------|----------|------|-------|----------------|-----------------------|------------------|------------------|-----------------|-----------------|
| 668   | 1/21/2010 | 18:15:33 | 64.5     | A    | 40-90 | 0:22:14        | 2818382.931           | 52.6             | 82.2             | 68.1            | 66.2            |
| 669   | 1/21/2010 | 18:15:35 | 63.2     | A    | 40-90 | 0:22:16        | 2089296.131           | 52.6             | 82.2             | 68.1            | 66.2            |
| 670   | 1/21/2010 | 18:15:37 | 61.9     | A    | 40-90 | 0:22:18        | 1548816.619           | 52.6             | 82.2             | 68.1            | 66.2            |
| 671   | 1/21/2010 | 18:15:39 | 63.4     | A    | 40-90 | 0:22:20        | 2187761.624           | 52.6             | 82.2             | 68.1            | 66.2            |
| 672   | 1/21/2010 | 18:15:41 | 58.6     | A    | 40-90 | 0:22:22        | 724435.9601           | 52.6             | 82.2             | 68.1            | 66.2            |
| 673   | 1/21/2010 | 18:15:43 | 56       | A    | 40-90 | 0:22:24        | 398107.1706           | 52.6             | 82.2             | 68.1            | 66.2            |
| 674   | 1/21/2010 | 18:15:45 | 57       | A    | 40-90 | 0:22:26        | 501187.2336           | 52.6             | 82.2             | 68.1            | 66.2            |
| 675   | 1/21/2010 | 18:15:47 | 56.7     | A    | 40-90 | 0:22:28        | 467735.1413           | 52.6             | 82.2             | 68.1            | 66.2            |
| 676   | 1/21/2010 | 18:15:49 | 58.5     | A    | 40-90 | 0:22:30        | 707945.7844           | 52.6             | 82.2             | 68.1            | 66.2            |
| 677   | 1/21/2010 | 18:15:51 | 61.6     | A    | 40-90 | 0:22:32        | 1445439.771           | 52.6             | 82.2             | 68.1            | 66.2            |
| 678   | 1/21/2010 | 18:15:53 | 64.7     | A    | 40-90 | 0:22:34        | 2951209.227           | 52.6             | 82.2             | 68.1            | 66.2            |
| 679   | 1/21/2010 | 18:15:55 | 63       | A    | 40-90 | 0:22:36        | 1995262.315           | 52.6             | 82.2             | 68.1            | 66.2            |
| 680   | 1/21/2010 | 18:15:57 | 63.6     | A    | 40-90 | 0:22:38        | 2290867.653           | 52.6             | 82.2             | 68.1            | 66.2            |
| 681   | 1/21/2010 | 18:15:59 | 64.6     | A    | 40-90 | 0:22:40        | 2884031.503           | 52.6             | 82.2             | 68.1            | 66.2            |
| 682   | 1/21/2010 | 18:16:01 | 65.9     | A    | 40-90 | 0:22:42        | 3890451.45            | 52.6             | 82.2             | 68.1            | 66.2            |
| 683   | 1/21/2010 | 18:16:03 | 70.4     | A    | 40-90 | 0:22:44        | 10964781.96           | 52.6             | 82.2             | 68.1            | 66.2            |
| 684   | 1/21/2010 | 18:16:05 | 76.4     | A    | 40-90 | 0:22:46        | 43651583.22           | 52.6             | 82.2             | 68.1            | 66.2            |
| 685   | 1/21/2010 | 18:16:07 | 70.5     | A    | 40-90 | 0:22:48        | 11220184.54           | 52.6             | 82.2             | 68.1            | 66.2            |
| 686   | 1/21/2010 | 18:16:09 | 67.7     | A    | 40-90 | 0:22:50        | 5888436.554           | 52.6             | 82.2             | 68.1            | 66.2            |
| 687   | 1/21/2010 | 18:16:11 | 65.7     | A    | 40-90 | 0:22:52        | 3715352.291           | 52.6             | 82.2             | 68.1            | 66.2            |
| 688   | 1/21/2010 | 18:16:13 | 68.3     | A    | 40-90 | 0:22:54        | 6760829.754           | 52.6             | 82.2             | 68.1            | 66.2            |
| 689   | 1/21/2010 | 18:16:15 | 69.3     | A    | 40-90 | 0:22:56        | 8511380.382           | 52.6             | 82.2             | 68.1            | 66.2            |
| 690   | 1/21/2010 | 18:16:17 | 72       | A    | 40-90 | 0:22:58        | 15848931.92           | 52.6             | 82.2             | 68.1            | 66.2            |
| 691   | 1/21/2010 | 18:16:19 | 69.8     | A    | 40-90 | 0:23:00        | 9549925.86            | 52.6             | 82.2             | 68.1            | 66.2            |
| 692   | 1/21/2010 | 18:16:21 | 68.3     | A    | 40-90 | 0:23:02        | 6760829.754           | 52.6             | 82.2             | 68.1            | 66.2            |
| 693   | 1/21/2010 | 18:16:23 | 66.2     | A    | 40-90 | 0:23:04        | 4168693.835           | 52.6             | 82.2             | 68.1            | 66.2            |
| 694   | 1/21/2010 | 18:16:25 | 67       | A    | 40-90 | 0:23:06        | 5011872.336           | 52.6             | 82.2             | 68.1            | 66.2            |
| 695   | 1/21/2010 | 18:16:27 | 72.2     | A    | 40-90 | 0:23:08        | 16595869.07           | 52.6             | 82.2             | 68.1            | 66.2            |
| 696   | 1/21/2010 | 18:16:29 | 72.1     | A    | 40-90 | 0:23:10        | 16218100.97           | 52.6             | 82.2             | 68.1            | 66.2            |

## Receiver 1- Day

| Point | Date      | Time     | Pressure | Unit | Scale | Acumulate Time | 10 <sup>^(.1*A)</sup> | L <sub>min</sub> | L <sub>max</sub> | L <sub>10</sub> | L <sub>eq</sub> |
|-------|-----------|----------|----------|------|-------|----------------|-----------------------|------------------|------------------|-----------------|-----------------|
| 697   | 1/21/2010 | 18:16:31 | 74.5     | A    | 40-90 | 0:23:12        | 28183829.31           | 52.6             | 82.2             | 68.1            | 66.2            |
| 698   | 1/21/2010 | 18:16:33 | 69.2     | A    | 40-90 | 0:23:14        | 8317637.711           | 52.6             | 82.2             | 68.1            | 66.2            |
| 699   | 1/21/2010 | 18:16:35 | 68.2     | A    | 40-90 | 0:23:16        | 6606934.48            | 52.6             | 82.2             | 68.1            | 66.2            |
| 700   | 1/21/2010 | 18:16:37 | 66       | A    | 40-90 | 0:23:18        | 3981071.706           | 52.6             | 82.2             | 68.1            | 66.2            |
| 701   | 1/21/2010 | 18:16:39 | 63.5     | A    | 40-90 | 0:23:20        | 2238721.139           | 52.6             | 82.2             | 68.1            | 66.2            |
| 702   | 1/21/2010 | 18:16:41 | 64.5     | A    | 40-90 | 0:23:22        | 2818382.931           | 52.6             | 82.2             | 68.1            | 66.2            |
| 703   | 1/21/2010 | 18:16:43 | 64       | A    | 40-90 | 0:23:24        | 2511886.432           | 52.6             | 82.2             | 68.1            | 66.2            |
| 704   | 1/21/2010 | 18:16:45 | 63.4     | A    | 40-90 | 0:23:26        | 2187761.624           | 52.6             | 82.2             | 68.1            | 66.2            |
| 705   | 1/21/2010 | 18:16:47 | 64.8     | A    | 40-90 | 0:23:28        | 3019951.72            | 52.6             | 82.2             | 68.1            | 66.2            |
| 706   | 1/21/2010 | 18:16:49 | 65.1     | A    | 40-90 | 0:23:30        | 3235936.569           | 52.6             | 82.2             | 68.1            | 66.2            |
| 707   | 1/21/2010 | 18:16:51 | 62.4     | A    | 40-90 | 0:23:32        | 1737800.829           | 52.6             | 82.2             | 68.1            | 66.2            |
| 708   | 1/21/2010 | 18:16:53 | 61.6     | A    | 40-90 | 0:23:34        | 1445439.771           | 52.6             | 82.2             | 68.1            | 66.2            |
| 709   | 1/21/2010 | 18:16:55 | 59.8     | A    | 40-90 | 0:23:36        | 954992.586            | 52.6             | 82.2             | 68.1            | 66.2            |
| 710   | 1/21/2010 | 18:16:57 | 59.3     | A    | 40-90 | 0:23:38        | 851138.0382           | 52.6             | 82.2             | 68.1            | 66.2            |
| 711   | 1/21/2010 | 18:16:59 | 59.9     | A    | 40-90 | 0:23:40        | 977237.221            | 52.6             | 82.2             | 68.1            | 66.2            |
| 712   | 1/21/2010 | 18:17:01 | 58.7     | A    | 40-90 | 0:23:42        | 741310.2413           | 52.6             | 82.2             | 68.1            | 66.2            |
| 713   | 1/21/2010 | 18:17:03 | 59       | A    | 40-90 | 0:23:44        | 794328.2347           | 52.6             | 82.2             | 68.1            | 66.2            |
| 714   | 1/21/2010 | 18:17:05 | 61.4     | A    | 40-90 | 0:23:46        | 1380384.265           | 52.6             | 82.2             | 68.1            | 66.2            |
| 715   | 1/21/2010 | 18:17:07 | 63       | A    | 40-90 | 0:23:48        | 1995262.315           | 52.6             | 82.2             | 68.1            | 66.2            |
| 716   | 1/21/2010 | 18:17:09 | 62       | A    | 40-90 | 0:23:50        | 1584893.192           | 52.6             | 82.2             | 68.1            | 66.2            |
| 717   | 1/21/2010 | 18:17:11 | 61       | A    | 40-90 | 0:23:52        | 1258925.412           | 52.6             | 82.2             | 68.1            | 66.2            |
| 718   | 1/21/2010 | 18:17:13 | 62.9     | A    | 40-90 | 0:23:54        | 1949844.6             | 52.6             | 82.2             | 68.1            | 66.2            |
| 719   | 1/21/2010 | 18:17:15 | 61.6     | A    | 40-90 | 0:23:56        | 1445439.771           | 52.6             | 82.2             | 68.1            | 66.2            |
| 720   | 1/21/2010 | 18:17:17 | 63.1     | A    | 40-90 | 0:23:58        | 2041737.945           | 52.6             | 82.2             | 68.1            | 66.2            |
| 721   | 1/21/2010 | 18:17:19 | 65.4     | A    | 40-90 | 0:24:00        | 3467368.505           | 52.6             | 82.2             | 68.1            | 66.2            |
| 722   | 1/21/2010 | 18:17:21 | 64.2     | A    | 40-90 | 0:24:02        | 2630267.992           | 52.6             | 82.2             | 68.1            | 66.2            |
| 723   | 1/21/2010 | 18:17:23 | 64.2     | A    | 40-90 | 0:24:04        | 2630267.992           | 52.6             | 82.2             | 68.1            | 66.2            |
| 724   | 1/21/2010 | 18:17:25 | 63.5     | A    | 40-90 | 0:24:06        | 2238721.139           | 52.6             | 82.2             | 68.1            | 66.2            |
| 725   | 1/21/2010 | 18:17:27 | 61.6     | A    | 40-90 | 0:24:08        | 1445439.771           | 52.6             | 82.2             | 68.1            | 66.2            |



## Receiver 1- Day

| Point | Date      | Time     | Pressure | Unit | Scale | Acumulate Time | 10 <sup>^(.1*A)</sup> | L <sub>min</sub> | L <sub>max</sub> | L <sub>10</sub> | L <sub>eq</sub> |
|-------|-----------|----------|----------|------|-------|----------------|-----------------------|------------------|------------------|-----------------|-----------------|
| 726   | 1/21/2010 | 18:17:29 | 63.3     | A    | 40-90 | 0:24:10        | 2137962.09            | 52.6             | 82.2             | 68.1            | 66.2            |
| 727   | 1/21/2010 | 18:17:31 | 61.9     | A    | 40-90 | 0:24:12        | 1548816.619           | 52.6             | 82.2             | 68.1            | 66.2            |
| 728   | 1/21/2010 | 18:17:33 | 60.6     | A    | 40-90 | 0:24:14        | 1148153.621           | 52.6             | 82.2             | 68.1            | 66.2            |
| 729   | 1/21/2010 | 18:17:35 | 60.9     | A    | 40-90 | 0:24:16        | 1230268.771           | 52.6             | 82.2             | 68.1            | 66.2            |
| 730   | 1/21/2010 | 18:17:37 | 59.5     | A    | 40-90 | 0:24:18        | 891250.9381           | 52.6             | 82.2             | 68.1            | 66.2            |
| 731   | 1/21/2010 | 18:17:39 | 58.1     | A    | 40-90 | 0:24:20        | 645654.229            | 52.6             | 82.2             | 68.1            | 66.2            |
| 732   | 1/21/2010 | 18:17:41 | 56.9     | A    | 40-90 | 0:24:22        | 489778.8194           | 52.6             | 82.2             | 68.1            | 66.2            |
| 733   | 1/21/2010 | 18:17:43 | 58.3     | A    | 40-90 | 0:24:24        | 676082.9754           | 52.6             | 82.2             | 68.1            | 66.2            |
| 734   | 1/21/2010 | 18:17:45 | 59.9     | A    | 40-90 | 0:24:26        | 977237.221            | 52.6             | 82.2             | 68.1            | 66.2            |
| 735   | 1/21/2010 | 18:17:47 | 60.5     | A    | 40-90 | 0:24:28        | 1122018.454           | 52.6             | 82.2             | 68.1            | 66.2            |
| 736   | 1/21/2010 | 18:17:49 | 59.6     | A    | 40-90 | 0:24:30        | 912010.8394           | 52.6             | 82.2             | 68.1            | 66.2            |
| 737   | 1/21/2010 | 18:17:51 | 59.6     | A    | 40-90 | 0:24:32        | 912010.8394           | 52.6             | 82.2             | 68.1            | 66.2            |
| 738   | 1/21/2010 | 18:17:53 | 63.9     | A    | 40-90 | 0:24:34        | 2454708.916           | 52.6             | 82.2             | 68.1            | 66.2            |
| 739   | 1/21/2010 | 18:17:55 | 64.7     | A    | 40-90 | 0:24:36        | 2951209.227           | 52.6             | 82.2             | 68.1            | 66.2            |
| 740   | 1/21/2010 | 18:17:57 | 64.9     | A    | 40-90 | 0:24:38        | 3090295.433           | 52.6             | 82.2             | 68.1            | 66.2            |
| 741   | 1/21/2010 | 18:17:59 | 67.5     | A    | 40-90 | 0:24:40        | 5623413.252           | 52.6             | 82.2             | 68.1            | 66.2            |
| 742   | 1/21/2010 | 18:18:01 | 65.7     | A    | 40-90 | 0:24:42        | 3715352.291           | 52.6             | 82.2             | 68.1            | 66.2            |
| 743   | 1/21/2010 | 18:18:03 | 64.3     | A    | 40-90 | 0:24:44        | 2691534.804           | 52.6             | 82.2             | 68.1            | 66.2            |
| 744   | 1/21/2010 | 18:18:05 | 67       | A    | 40-90 | 0:24:46        | 5011872.336           | 52.6             | 82.2             | 68.1            | 66.2            |
| 745   | 1/21/2010 | 18:18:07 | 66       | A    | 40-90 | 0:24:48        | 3981071.706           | 52.6             | 82.2             | 68.1            | 66.2            |
| 746   | 1/21/2010 | 18:18:09 | 69.8     | A    | 40-90 | 0:24:50        | 9549925.86            | 52.6             | 82.2             | 68.1            | 66.2            |
| 747   | 1/21/2010 | 18:18:11 | 70.9     | A    | 40-90 | 0:24:52        | 12302687.71           | 52.6             | 82.2             | 68.1            | 66.2            |
| 748   | 1/21/2010 | 18:18:13 | 74.1     | A    | 40-90 | 0:24:54        | 25703957.83           | 52.6             | 82.2             | 68.1            | 66.2            |
| 749   | 1/21/2010 | 18:18:15 | 68.6     | A    | 40-90 | 0:24:56        | 7244359.601           | 52.6             | 82.2             | 68.1            | 66.2            |
| 750   | 1/21/2010 | 18:18:17 | 63.5     | A    | 40-90 | 0:24:58        | 2238721.139           | 52.6             | 82.2             | 68.1            | 66.2            |
| 751   | 1/21/2010 | 18:18:19 | 64       | A    | 40-90 | 0:25:00        | 2511886.432           | 52.6             | 82.2             | 68.1            | 66.2            |
| 752   | 1/21/2010 | 18:18:21 | 63.3     | A    | 40-90 | 0:25:02        | 2137962.09            | 52.6             | 82.2             | 68.1            | 66.2            |
| 753   | 1/21/2010 | 18:18:23 | 62.1     | A    | 40-90 | 0:25:04        | 1621810.097           | 52.6             | 82.2             | 68.1            | 66.2            |
| 754   | 1/21/2010 | 18:18:25 | 62       | A    | 40-90 | 0:25:06        | 1584893.192           | 52.6             | 82.2             | 68.1            | 66.2            |

## Receiver 1- Day

| Point | Date      | Time     | Pressure | Unit | Scale | Acumulate Time | 10 <sup>^(.1*A)</sup> | L <sub>min</sub> | L <sub>max</sub> | L <sub>10</sub> | L <sub>eq</sub> |
|-------|-----------|----------|----------|------|-------|----------------|-----------------------|------------------|------------------|-----------------|-----------------|
| 755   | 1/21/2010 | 18:18:27 | 60.9     | A    | 40-90 | 0:25:08        | 1230268.771           | 52.6             | 82.2             | 68.1            | 66.2            |
| 756   | 1/21/2010 | 18:18:29 | 58.6     | A    | 40-90 | 0:25:10        | 724435.9601           | 52.6             | 82.2             | 68.1            | 66.2            |
| 757   | 1/21/2010 | 18:18:31 | 57.3     | A    | 40-90 | 0:25:12        | 537031.7964           | 52.6             | 82.2             | 68.1            | 66.2            |
| 758   | 1/21/2010 | 18:18:33 | 55.8     | A    | 40-90 | 0:25:14        | 380189.3963           | 52.6             | 82.2             | 68.1            | 66.2            |
| 759   | 1/21/2010 | 18:18:35 | 58       | A    | 40-90 | 0:25:16        | 630957.3445           | 52.6             | 82.2             | 68.1            | 66.2            |
| 760   | 1/21/2010 | 18:18:37 | 67       | A    | 40-90 | 0:25:18        | 5011872.336           | 52.6             | 82.2             | 68.1            | 66.2            |
| 761   | 1/21/2010 | 18:18:39 | 67.2     | A    | 40-90 | 0:25:20        | 5248074.602           | 52.6             | 82.2             | 68.1            | 66.2            |
| 762   | 1/21/2010 | 18:18:41 | 67.3     | A    | 40-90 | 0:25:22        | 5370317.964           | 52.6             | 82.2             | 68.1            | 66.2            |
| 763   | 1/21/2010 | 18:18:43 | 65.5     | A    | 40-90 | 0:25:24        | 3548133.892           | 52.6             | 82.2             | 68.1            | 66.2            |
| 764   | 1/21/2010 | 18:18:45 | 65.9     | A    | 40-90 | 0:25:26        | 3890451.45            | 52.6             | 82.2             | 68.1            | 66.2            |
| 765   | 1/21/2010 | 18:18:47 | 64.5     | A    | 40-90 | 0:25:28        | 2818382.931           | 52.6             | 82.2             | 68.1            | 66.2            |
| 766   | 1/21/2010 | 18:18:49 | 64.5     | A    | 40-90 | 0:25:30        | 2818382.931           | 52.6             | 82.2             | 68.1            | 66.2            |
| 767   | 1/21/2010 | 18:18:51 | 65       | A    | 40-90 | 0:25:32        | 3162277.66            | 52.6             | 82.2             | 68.1            | 66.2            |
| 768   | 1/21/2010 | 18:18:53 | 67.3     | A    | 40-90 | 0:25:34        | 5370317.964           | 52.6             | 82.2             | 68.1            | 66.2            |
| 769   | 1/21/2010 | 18:18:55 | 67       | A    | 40-90 | 0:25:36        | 5011872.336           | 52.6             | 82.2             | 68.1            | 66.2            |
| 770   | 1/21/2010 | 18:18:57 | 66.9     | A    | 40-90 | 0:25:38        | 4897788.194           | 52.6             | 82.2             | 68.1            | 66.2            |
| 771   | 1/21/2010 | 18:18:59 | 65.1     | A    | 40-90 | 0:25:40        | 3235936.569           | 52.6             | 82.2             | 68.1            | 66.2            |
| 772   | 1/21/2010 | 18:19:01 | 63.8     | A    | 40-90 | 0:25:42        | 2398832.919           | 52.6             | 82.2             | 68.1            | 66.2            |
| 773   | 1/21/2010 | 18:19:03 | 64.3     | A    | 40-90 | 0:25:44        | 2691534.804           | 52.6             | 82.2             | 68.1            | 66.2            |
| 774   | 1/21/2010 | 18:19:05 | 63       | A    | 40-90 | 0:25:46        | 1995262.315           | 52.6             | 82.2             | 68.1            | 66.2            |
| 775   | 1/21/2010 | 18:19:07 | 65.4     | A    | 40-90 | 0:25:48        | 3467368.505           | 52.6             | 82.2             | 68.1            | 66.2            |
| 776   | 1/21/2010 | 18:19:09 | 64.7     | A    | 40-90 | 0:25:50        | 2951209.227           | 52.6             | 82.2             | 68.1            | 66.2            |
| 777   | 1/21/2010 | 18:19:11 | 65.3     | A    | 40-90 | 0:25:52        | 3388441.561           | 52.6             | 82.2             | 68.1            | 66.2            |
| 778   | 1/21/2010 | 18:19:13 | 65       | A    | 40-90 | 0:25:54        | 3162277.66            | 52.6             | 82.2             | 68.1            | 66.2            |
| 779   | 1/21/2010 | 18:19:15 | 67.8     | A    | 40-90 | 0:25:56        | 6025595.861           | 52.6             | 82.2             | 68.1            | 66.2            |
| 780   | 1/21/2010 | 18:19:17 | 67.5     | A    | 40-90 | 0:25:58        | 5623413.252           | 52.6             | 82.2             | 68.1            | 66.2            |
| 781   | 1/21/2010 | 18:19:19 | 67.4     | A    | 40-90 | 0:26:00        | 5495408.739           | 52.6             | 82.2             | 68.1            | 66.2            |
| 782   | 1/21/2010 | 18:19:21 | 68.1     | A    | 40-90 | 0:26:02        | 6456542.29            | 52.6             | 82.2             | 68.1            | 66.2            |
| 783   | 1/21/2010 | 18:19:23 | 66.3     | A    | 40-90 | 0:26:04        | 4265795.188           | 52.6             | 82.2             | 68.1            | 66.2            |

## Receiver 1- Day

| Point | Date      | Time     | Pressure | Unit | Scale | Acumulate Time | $10^{(.1*A)}$ | $L_{min}$ | $L_{max}$ | $L_{10}$ | $L_{eq}$ |
|-------|-----------|----------|----------|------|-------|----------------|---------------|-----------|-----------|----------|----------|
| 784   | 1/21/2010 | 18:19:25 | 65.4     | A    | 40-90 | 0:26:06        | 3467368.505   | 52.6      | 82.2      | 68.1     | 66.2     |
| 785   | 1/21/2010 | 18:19:27 | 66.7     | A    | 40-90 | 0:26:08        | 4677351.413   | 52.6      | 82.2      | 68.1     | 66.2     |
| 786   | 1/21/2010 | 18:19:29 | 64.7     | A    | 40-90 | 0:26:10        | 2951209.227   | 52.6      | 82.2      | 68.1     | 66.2     |
| 787   | 1/21/2010 | 18:19:31 | 63.7     | A    | 40-90 | 0:26:12        | 2344228.815   | 52.6      | 82.2      | 68.1     | 66.2     |
| 788   | 1/21/2010 | 18:19:33 | 63.1     | A    | 40-90 | 0:26:14        | 2041737.945   | 52.6      | 82.2      | 68.1     | 66.2     |
| 789   | 1/21/2010 | 18:19:35 | 61.6     | A    | 40-90 | 0:26:16        | 1445439.771   | 52.6      | 82.2      | 68.1     | 66.2     |
| 790   | 1/21/2010 | 18:19:37 | 61.8     | A    | 40-90 | 0:26:18        | 1513561.248   | 52.6      | 82.2      | 68.1     | 66.2     |
| 791   | 1/21/2010 | 18:19:39 | 62.2     | A    | 40-90 | 0:26:20        | 1659586.907   | 52.6      | 82.2      | 68.1     | 66.2     |
| 792   | 1/21/2010 | 18:19:41 | 61.8     | A    | 40-90 | 0:26:22        | 1513561.248   | 52.6      | 82.2      | 68.1     | 66.2     |
| 793   | 1/21/2010 | 18:19:43 | 63.1     | A    | 40-90 | 0:26:24        | 2041737.945   | 52.6      | 82.2      | 68.1     | 66.2     |
| 794   | 1/21/2010 | 18:19:45 | 60.2     | A    | 40-90 | 0:26:26        | 1047128.548   | 52.6      | 82.2      | 68.1     | 66.2     |
| 795   | 1/21/2010 | 18:19:47 | 59.7     | A    | 40-90 | 0:26:28        | 933254.3008   | 52.6      | 82.2      | 68.1     | 66.2     |
| 796   | 1/21/2010 | 18:19:49 | 58.3     | A    | 40-90 | 0:26:30        | 676082.9754   | 52.6      | 82.2      | 68.1     | 66.2     |
| 797   | 1/21/2010 | 18:19:51 | 60.7     | A    | 40-90 | 0:26:32        | 1174897.555   | 52.6      | 82.2      | 68.1     | 66.2     |
| 798   | 1/21/2010 | 18:19:53 | 59.9     | A    | 40-90 | 0:26:34        | 977237.221    | 52.6      | 82.2      | 68.1     | 66.2     |
| 799   | 1/21/2010 | 18:19:55 | 59.2     | A    | 40-90 | 0:26:36        | 831763.7711   | 52.6      | 82.2      | 68.1     | 66.2     |
| 800   | 1/21/2010 | 18:19:57 | 58.8     | A    | 40-90 | 0:26:38        | 758577.575    | 52.6      | 82.2      | 68.1     | 66.2     |
| 801   | 1/21/2010 | 18:19:59 | 58.4     | A    | 40-90 | 0:26:40        | 691830.9709   | 52.6      | 82.2      | 68.1     | 66.2     |
| 802   | 1/21/2010 | 18:20:01 | 59.1     | A    | 40-90 | 0:26:42        | 812830.5162   | 52.6      | 82.2      | 68.1     | 66.2     |
| 803   | 1/21/2010 | 18:20:03 | 57.5     | A    | 40-90 | 0:26:44        | 562341.3252   | 52.6      | 82.2      | 68.1     | 66.2     |
| 804   | 1/21/2010 | 18:20:05 | 56.4     | A    | 40-90 | 0:26:46        | 436515.8322   | 52.6      | 82.2      | 68.1     | 66.2     |
| 805   | 1/21/2010 | 18:20:07 | 55.6     | A    | 40-90 | 0:26:48        | 363078.0548   | 52.6      | 82.2      | 68.1     | 66.2     |
| 806   | 1/21/2010 | 18:20:09 | 54.8     | A    | 40-90 | 0:26:50        | 301995.172    | 52.6      | 82.2      | 68.1     | 66.2     |
| 807   | 1/21/2010 | 18:20:11 | 55.4     | A    | 40-90 | 0:26:52        | 346736.8505   | 52.6      | 82.2      | 68.1     | 66.2     |
| 808   | 1/21/2010 | 18:20:13 | 58.2     | A    | 40-90 | 0:26:54        | 660693.448    | 52.6      | 82.2      | 68.1     | 66.2     |
| 809   | 1/21/2010 | 18:20:15 | 57       | A    | 40-90 | 0:26:56        | 501187.2336   | 52.6      | 82.2      | 68.1     | 66.2     |
| 810   | 1/21/2010 | 18:20:17 | 57.9     | A    | 40-90 | 0:26:58        | 616595.0019   | 52.6      | 82.2      | 68.1     | 66.2     |
| 811   | 1/21/2010 | 18:20:19 | 58.8     | A    | 40-90 | 0:27:00        | 758577.575    | 52.6      | 82.2      | 68.1     | 66.2     |
| 812   | 1/21/2010 | 18:20:21 | 59.4     | A    | 40-90 | 0:27:02        | 870963.59     | 52.6      | 82.2      | 68.1     | 66.2     |

## Receiver 1- Day

| Point | Date      | Time     | Pressure | Unit | Scale | Acumulate Time | 10 <sup>^(.1*A)</sup> | L <sub>min</sub> | L <sub>max</sub> | L <sub>10</sub> | L <sub>eq</sub> |
|-------|-----------|----------|----------|------|-------|----------------|-----------------------|------------------|------------------|-----------------|-----------------|
| 813   | 1/21/2010 | 18:20:23 | 60.5     | A    | 40-90 | 0:27:04        | 1122018.454           | 52.6             | 82.2             | 68.1            | 66.2            |
| 814   | 1/21/2010 | 18:20:25 | 64.3     | A    | 40-90 | 0:27:06        | 2691534.804           | 52.6             | 82.2             | 68.1            | 66.2            |
| 815   | 1/21/2010 | 18:20:27 | 62.6     | A    | 40-90 | 0:27:08        | 1819700.859           | 52.6             | 82.2             | 68.1            | 66.2            |
| 816   | 1/21/2010 | 18:20:29 | 58.4     | A    | 40-90 | 0:27:10        | 691830.9709           | 52.6             | 82.2             | 68.1            | 66.2            |
| 817   | 1/21/2010 | 18:20:31 | 58.8     | A    | 40-90 | 0:27:12        | 758577.575            | 52.6             | 82.2             | 68.1            | 66.2            |
| 818   | 1/21/2010 | 18:20:33 | 58.8     | A    | 40-90 | 0:27:14        | 758577.575            | 52.6             | 82.2             | 68.1            | 66.2            |
| 819   | 1/21/2010 | 18:20:35 | 58.2     | A    | 40-90 | 0:27:16        | 660693.448            | 52.6             | 82.2             | 68.1            | 66.2            |
| 820   | 1/21/2010 | 18:20:37 | 58.6     | A    | 40-90 | 0:27:18        | 724435.9601           | 52.6             | 82.2             | 68.1            | 66.2            |
| 821   | 1/21/2010 | 18:20:39 | 60.1     | A    | 40-90 | 0:27:20        | 1023292.992           | 52.6             | 82.2             | 68.1            | 66.2            |
| 822   | 1/21/2010 | 18:20:41 | 59.5     | A    | 40-90 | 0:27:22        | 891250.9381           | 52.6             | 82.2             | 68.1            | 66.2            |
| 823   | 1/21/2010 | 18:20:43 | 58.7     | A    | 40-90 | 0:27:24        | 741310.2413           | 52.6             | 82.2             | 68.1            | 66.2            |
| 824   | 1/21/2010 | 18:20:45 | 56.9     | A    | 40-90 | 0:27:26        | 489778.8194           | 52.6             | 82.2             | 68.1            | 66.2            |
| 825   | 1/21/2010 | 18:20:47 | 57.3     | A    | 40-90 | 0:27:28        | 537031.7964           | 52.6             | 82.2             | 68.1            | 66.2            |
| 826   | 1/21/2010 | 18:20:49 | 57       | A    | 40-90 | 0:27:30        | 501187.2336           | 52.6             | 82.2             | 68.1            | 66.2            |
| 827   | 1/21/2010 | 18:20:51 | 56.2     | A    | 40-90 | 0:27:32        | 416869.3835           | 52.6             | 82.2             | 68.1            | 66.2            |
| 828   | 1/21/2010 | 18:20:53 | 55.9     | A    | 40-90 | 0:27:34        | 389045.145            | 52.6             | 82.2             | 68.1            | 66.2            |
| 829   | 1/21/2010 | 18:20:55 | 54.3     | A    | 40-90 | 0:27:36        | 269153.4804           | 52.6             | 82.2             | 68.1            | 66.2            |
| 830   | 1/21/2010 | 18:20:57 | 54.4     | A    | 40-90 | 0:27:38        | 275422.8703           | 52.6             | 82.2             | 68.1            | 66.2            |
| 831   | 1/21/2010 | 18:20:59 | 55.5     | A    | 40-90 | 0:27:40        | 354813.3892           | 52.6             | 82.2             | 68.1            | 66.2            |
| 832   | 1/21/2010 | 18:21:01 | 56.5     | A    | 40-90 | 0:27:42        | 446683.5922           | 52.6             | 82.2             | 68.1            | 66.2            |
| 833   | 1/21/2010 | 18:21:03 | 57.6     | A    | 40-90 | 0:27:44        | 575439.9373           | 52.6             | 82.2             | 68.1            | 66.2            |
| 834   | 1/21/2010 | 18:21:05 | 57.3     | A    | 40-90 | 0:27:46        | 537031.7964           | 52.6             | 82.2             | 68.1            | 66.2            |
| 835   | 1/21/2010 | 18:21:07 | 56.8     | A    | 40-90 | 0:27:48        | 478630.0923           | 52.6             | 82.2             | 68.1            | 66.2            |
| 836   | 1/21/2010 | 18:21:09 | 61.9     | A    | 40-90 | 0:27:50        | 1548816.619           | 52.6             | 82.2             | 68.1            | 66.2            |
| 837   | 1/21/2010 | 18:21:11 | 67.7     | A    | 40-90 | 0:27:52        | 5888436.554           | 52.6             | 82.2             | 68.1            | 66.2            |
| 838   | 1/21/2010 | 18:21:13 | 67.4     | A    | 40-90 | 0:27:54        | 5495408.739           | 52.6             | 82.2             | 68.1            | 66.2            |
| 839   | 1/21/2010 | 18:21:15 | 66.1     | A    | 40-90 | 0:27:56        | 4073802.778           | 52.6             | 82.2             | 68.1            | 66.2            |
| 840   | 1/21/2010 | 18:21:17 | 62.8     | A    | 40-90 | 0:27:58        | 1905460.718           | 52.6             | 82.2             | 68.1            | 66.2            |
| 841   | 1/21/2010 | 18:21:19 | 63.3     | A    | 40-90 | 0:28:00        | 2137962.09            | 52.6             | 82.2             | 68.1            | 66.2            |

## Receiver 1- Day

| Point | Date      | Time     | Pressure | Unit | Scale | Acumulate Time | 10 <sup>^(.1*A)</sup> | L <sub>min</sub> | L <sub>max</sub> | L <sub>10</sub> | L <sub>eq</sub> |
|-------|-----------|----------|----------|------|-------|----------------|-----------------------|------------------|------------------|-----------------|-----------------|
| 842   | 1/21/2010 | 18:21:21 | 63.5     | A    | 40-90 | 0:28:02        | 2238721.139           | 52.6             | 82.2             | 68.1            | 66.2            |
| 843   | 1/21/2010 | 18:21:23 | 64.5     | A    | 40-90 | 0:28:04        | 2818382.931           | 52.6             | 82.2             | 68.1            | 66.2            |
| 844   | 1/21/2010 | 18:21:25 | 66.4     | A    | 40-90 | 0:28:06        | 4365158.322           | 52.6             | 82.2             | 68.1            | 66.2            |
| 845   | 1/21/2010 | 18:21:27 | 64.1     | A    | 40-90 | 0:28:08        | 2570395.783           | 52.6             | 82.2             | 68.1            | 66.2            |
| 846   | 1/21/2010 | 18:21:29 | 66.3     | A    | 40-90 | 0:28:10        | 4265795.188           | 52.6             | 82.2             | 68.1            | 66.2            |
| 847   | 1/21/2010 | 18:21:31 | 68.1     | A    | 40-90 | 0:28:12        | 6456542.29            | 52.6             | 82.2             | 68.1            | 66.2            |
| 848   | 1/21/2010 | 18:21:33 | 70.3     | A    | 40-90 | 0:28:14        | 10715193.05           | 52.6             | 82.2             | 68.1            | 66.2            |
| 849   | 1/21/2010 | 18:21:35 | 68.5     | A    | 40-90 | 0:28:16        | 7079457.844           | 52.6             | 82.2             | 68.1            | 66.2            |
| 850   | 1/21/2010 | 18:21:37 | 65.7     | A    | 40-90 | 0:28:18        | 3715352.291           | 52.6             | 82.2             | 68.1            | 66.2            |
| 851   | 1/21/2010 | 18:21:39 | 62.4     | A    | 40-90 | 0:28:20        | 1737800.829           | 52.6             | 82.2             | 68.1            | 66.2            |
| 852   | 1/21/2010 | 18:21:41 | 61.2     | A    | 40-90 | 0:28:22        | 1318256.739           | 52.6             | 82.2             | 68.1            | 66.2            |
| 853   | 1/21/2010 | 18:21:43 | 59.2     | A    | 40-90 | 0:28:24        | 831763.7711           | 52.6             | 82.2             | 68.1            | 66.2            |
| 854   | 1/21/2010 | 18:21:45 | 58.9     | A    | 40-90 | 0:28:26        | 776247.1166           | 52.6             | 82.2             | 68.1            | 66.2            |
| 855   | 1/21/2010 | 18:21:47 | 60.5     | A    | 40-90 | 0:28:28        | 1122018.454           | 52.6             | 82.2             | 68.1            | 66.2            |
| 856   | 1/21/2010 | 18:21:49 | 61.9     | A    | 40-90 | 0:28:30        | 1548816.619           | 52.6             | 82.2             | 68.1            | 66.2            |
| 857   | 1/21/2010 | 18:21:51 | 61.9     | A    | 40-90 | 0:28:32        | 1548816.619           | 52.6             | 82.2             | 68.1            | 66.2            |
| 858   | 1/21/2010 | 18:21:53 | 62.9     | A    | 40-90 | 0:28:34        | 1949844.6             | 52.6             | 82.2             | 68.1            | 66.2            |
| 859   | 1/21/2010 | 18:21:55 | 63.8     | A    | 40-90 | 0:28:36        | 2398832.919           | 52.6             | 82.2             | 68.1            | 66.2            |
| 860   | 1/21/2010 | 18:21:57 | 64.7     | A    | 40-90 | 0:28:38        | 2951209.227           | 52.6             | 82.2             | 68.1            | 66.2            |
| 861   | 1/21/2010 | 18:21:59 | 68.5     | A    | 40-90 | 0:28:40        | 7079457.844           | 52.6             | 82.2             | 68.1            | 66.2            |
| 862   | 1/21/2010 | 18:22:01 | 63.9     | A    | 40-90 | 0:28:42        | 2454708.916           | 52.6             | 82.2             | 68.1            | 66.2            |
| 863   | 1/21/2010 | 18:22:03 | 63.9     | A    | 40-90 | 0:28:44        | 2454708.916           | 52.6             | 82.2             | 68.1            | 66.2            |
| 864   | 1/21/2010 | 18:22:05 | 61.3     | A    | 40-90 | 0:28:46        | 1348962.883           | 52.6             | 82.2             | 68.1            | 66.2            |
| 865   | 1/21/2010 | 18:22:07 | 59.7     | A    | 40-90 | 0:28:48        | 933254.3008           | 52.6             | 82.2             | 68.1            | 66.2            |
| 866   | 1/21/2010 | 18:22:09 | 58.3     | A    | 40-90 | 0:28:50        | 676082.9754           | 52.6             | 82.2             | 68.1            | 66.2            |
| 867   | 1/21/2010 | 18:22:11 | 56.8     | A    | 40-90 | 0:28:52        | 478630.0923           | 52.6             | 82.2             | 68.1            | 66.2            |
| 868   | 1/21/2010 | 18:22:13 | 55.7     | A    | 40-90 | 0:28:54        | 371535.2291           | 52.6             | 82.2             | 68.1            | 66.2            |
| 869   | 1/21/2010 | 18:22:15 | 56       | A    | 40-90 | 0:28:56        | 398107.1706           | 52.6             | 82.2             | 68.1            | 66.2            |
| 870   | 1/21/2010 | 18:22:17 | 59.9     | A    | 40-90 | 0:28:58        | 977237.221            | 52.6             | 82.2             | 68.1            | 66.2            |

## Receiver 1- Day

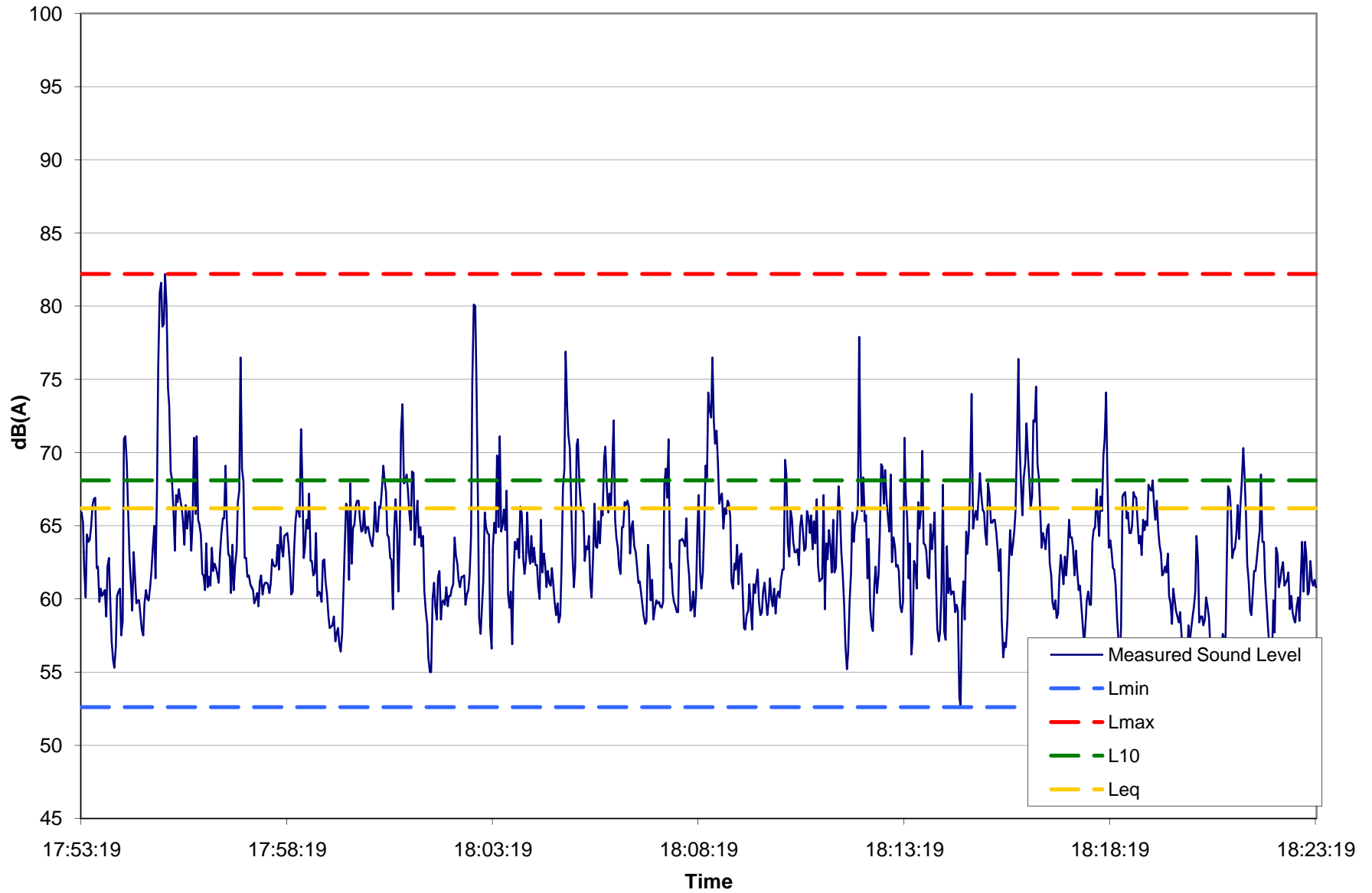
| Point | Date      | Time     | Pressure | Unit | Scale | Acumulate Time | $10^{(.1*A)}$ | $L_{min}$ | $L_{max}$ | $L_{10}$ | $L_{eq}$ |
|-------|-----------|----------|----------|------|-------|----------------|---------------|-----------|-----------|----------|----------|
| 871   | 1/21/2010 | 18:22:19 | 57.7     | A    | 40-90 | 0:29:00        | 588843.6554   | 52.6      | 82.2      | 68.1     | 66.2     |
| 872   | 1/21/2010 | 18:22:21 | 63.5     | A    | 40-90 | 0:29:02        | 2238721.139   | 52.6      | 82.2      | 68.1     | 66.2     |
| 873   | 1/21/2010 | 18:22:23 | 63       | A    | 40-90 | 0:29:04        | 1995262.315   | 52.6      | 82.2      | 68.1     | 66.2     |
| 874   | 1/21/2010 | 18:22:25 | 60.8     | A    | 40-90 | 0:29:06        | 1202264.435   | 52.6      | 82.2      | 68.1     | 66.2     |
| 875   | 1/21/2010 | 18:22:27 | 61.3     | A    | 40-90 | 0:29:08        | 1348962.883   | 52.6      | 82.2      | 68.1     | 66.2     |
| 876   | 1/21/2010 | 18:22:29 | 62       | A    | 40-90 | 0:29:10        | 1584893.192   | 52.6      | 82.2      | 68.1     | 66.2     |
| 877   | 1/21/2010 | 18:22:31 | 62.5     | A    | 40-90 | 0:29:12        | 1778279.41    | 52.6      | 82.2      | 68.1     | 66.2     |
| 878   | 1/21/2010 | 18:22:33 | 60.9     | A    | 40-90 | 0:29:14        | 1230268.771   | 52.6      | 82.2      | 68.1     | 66.2     |
| 879   | 1/21/2010 | 18:22:35 | 61.1     | A    | 40-90 | 0:29:16        | 1288249.552   | 52.6      | 82.2      | 68.1     | 66.2     |
| 880   | 1/21/2010 | 18:22:37 | 61.3     | A    | 40-90 | 0:29:18        | 1348962.883   | 52.6      | 82.2      | 68.1     | 66.2     |
| 881   | 1/21/2010 | 18:22:39 | 61.8     | A    | 40-90 | 0:29:20        | 1513561.248   | 52.6      | 82.2      | 68.1     | 66.2     |
| 882   | 1/21/2010 | 18:22:41 | 59.3     | A    | 40-90 | 0:29:22        | 851138.0382   | 52.6      | 82.2      | 68.1     | 66.2     |
| 883   | 1/21/2010 | 18:22:43 | 60.2     | A    | 40-90 | 0:29:24        | 1047128.548   | 52.6      | 82.2      | 68.1     | 66.2     |
| 884   | 1/21/2010 | 18:22:45 | 59.1     | A    | 40-90 | 0:29:26        | 812830.5162   | 52.6      | 82.2      | 68.1     | 66.2     |
| 885   | 1/21/2010 | 18:22:47 | 58.6     | A    | 40-90 | 0:29:28        | 724435.9601   | 52.6      | 82.2      | 68.1     | 66.2     |
| 886   | 1/21/2010 | 18:22:49 | 58.4     | A    | 40-90 | 0:29:30        | 691830.9709   | 52.6      | 82.2      | 68.1     | 66.2     |
| 887   | 1/21/2010 | 18:22:51 | 59.5     | A    | 40-90 | 0:29:32        | 891250.9381   | 52.6      | 82.2      | 68.1     | 66.2     |
| 888   | 1/21/2010 | 18:22:53 | 60.1     | A    | 40-90 | 0:29:34        | 1023292.992   | 52.6      | 82.2      | 68.1     | 66.2     |
| 889   | 1/21/2010 | 18:22:55 | 58.5     | A    | 40-90 | 0:29:36        | 707945.7844   | 52.6      | 82.2      | 68.1     | 66.2     |
| 890   | 1/21/2010 | 18:22:57 | 61.6     | A    | 40-90 | 0:29:38        | 1445439.771   | 52.6      | 82.2      | 68.1     | 66.2     |
| 891   | 1/21/2010 | 18:22:59 | 63.9     | A    | 40-90 | 0:29:40        | 2454708.916   | 52.6      | 82.2      | 68.1     | 66.2     |
| 892   | 1/21/2010 | 18:23:01 | 60.5     | A    | 40-90 | 0:29:42        | 1122018.454   | 52.6      | 82.2      | 68.1     | 66.2     |
| 893   | 1/21/2010 | 18:23:03 | 63.9     | A    | 40-90 | 0:29:44        | 2454708.916   | 52.6      | 82.2      | 68.1     | 66.2     |
| 894   | 1/21/2010 | 18:23:05 | 63       | A    | 40-90 | 0:29:46        | 1995262.315   | 52.6      | 82.2      | 68.1     | 66.2     |
| 895   | 1/21/2010 | 18:23:07 | 60.3     | A    | 40-90 | 0:29:48        | 1071519.305   | 52.6      | 82.2      | 68.1     | 66.2     |
| 896   | 1/21/2010 | 18:23:09 | 60.5     | A    | 40-90 | 0:29:50        | 1122018.454   | 52.6      | 82.2      | 68.1     | 66.2     |
| 897   | 1/21/2010 | 18:23:11 | 62.6     | A    | 40-90 | 0:29:52        | 1819700.859   | 52.6      | 82.2      | 68.1     | 66.2     |
| 898   | 1/21/2010 | 18:23:13 | 61.2     | A    | 40-90 | 0:29:54        | 1318256.739   | 52.6      | 82.2      | 68.1     | 66.2     |
| 899   | 1/21/2010 | 18:23:15 | 60.9     | A    | 40-90 | 0:29:56        | 1230268.771   | 52.6      | 82.2      | 68.1     | 66.2     |

Receiver 1- Day

| Point      | Date      | Time     | Pressure | Unit | Scale | Acumulate Time | $10^{(.1*A)}$ |
|------------|-----------|----------|----------|------|-------|----------------|---------------|
| 900        | 1/21/2010 | 18:23:17 | 61.3 A   |      | 40-90 | 0:29:58        | 1348962.883   |
| 901        | 1/21/2010 | 18:23:19 | 60.8 A   |      | 40-90 | 0:30:00        | 1202264.435   |
| <b>SUM</b> |           |          |          |      |       |                | 3833497739    |

| $L_{min}$ | $L_{max}$ | $L_{10}$ | $L_{eq}$ |
|-----------|-----------|----------|----------|
| 52.6      | 82.2      | 68.1     | 66.2     |
| 52.6      | 82.2      | 68.1     | 66.2     |

| Lmin | Lmax | L10  | Leq  |
|------|------|------|------|
| 52.6 | 82.2 | 68.1 | 66.2 |





## Receiver 1- Night

| Point | Date      | Time     | Pressure | Unit  | Scale | Acumulate Time | 10^(1'A)    | L <sub>min</sub> | L <sub>max</sub> | L <sub>10</sub> | L <sub>eq</sub> |
|-------|-----------|----------|----------|-------|-------|----------------|-------------|------------------|------------------|-----------------|-----------------|
| 1     | 1/21/2010 | 23:39:25 | 53.8 A   | 40-90 |       | 0:00:00        | 239883.2919 | 52.9             | 78.7             | 66.0            | 63.1            |
| 2     | 1/21/2010 | 23:39:27 | 53.8 A   | 40-90 |       | 0:00:02        | 239883.2919 | 52.9             | 78.7             | 66.0            | 63.1            |
| 3     | 1/21/2010 | 23:39:29 | 54 A     | 40-90 |       | 0:00:04        | 251188.6432 | 52.9             | 78.7             | 66.0            | 63.1            |
| 4     | 1/21/2010 | 23:39:31 | 55.6 A   | 40-90 |       | 0:00:06        | 363078.0548 | 52.9             | 78.7             | 66.0            | 63.1            |
| 5     | 1/21/2010 | 23:39:33 | 58.1 A   | 40-90 |       | 0:00:08        | 645654.229  | 52.9             | 78.7             | 66.0            | 63.1            |
| 6     | 1/21/2010 | 23:39:35 | 62.6 A   | 40-90 |       | 0:00:10        | 1819700.859 | 52.9             | 78.7             | 66.0            | 63.1            |
| 7     | 1/21/2010 | 23:39:37 | 67.2 A   | 40-90 |       | 0:00:12        | 5248074.602 | 52.9             | 78.7             | 66.0            | 63.1            |
| 8     | 1/21/2010 | 23:39:39 | 66.8 A   | 40-90 |       | 0:00:14        | 4786300.923 | 52.9             | 78.7             | 66.0            | 63.1            |
| 9     | 1/21/2010 | 23:39:41 | 62.1 A   | 40-90 |       | 0:00:16        | 1621810.097 | 52.9             | 78.7             | 66.0            | 63.1            |
| 10    | 1/21/2010 | 23:39:43 | 59.7 A   | 40-90 |       | 0:00:18        | 933254.3008 | 52.9             | 78.7             | 66.0            | 63.1            |
| 11    | 1/21/2010 | 23:39:45 | 57.4 A   | 40-90 |       | 0:00:20        | 549540.8739 | 52.9             | 78.7             | 66.0            | 63.1            |
| 12    | 1/21/2010 | 23:39:47 | 58.4 A   | 40-90 |       | 0:00:22        | 691830.9709 | 52.9             | 78.7             | 66.0            | 63.1            |
| 13    | 1/21/2010 | 23:39:49 | 61.9 A   | 40-90 |       | 0:00:24        | 1548816.619 | 52.9             | 78.7             | 66.0            | 63.1            |
| 14    | 1/21/2010 | 23:39:51 | 63.7 A   | 40-90 |       | 0:00:26        | 2344228.815 | 52.9             | 78.7             | 66.0            | 63.1            |
| 15    | 1/21/2010 | 23:39:53 | 61.5 A   | 40-90 |       | 0:00:28        | 1412537.545 | 52.9             | 78.7             | 66.0            | 63.1            |
| 16    | 1/21/2010 | 23:39:55 | 62.5 A   | 40-90 |       | 0:00:30        | 1778279.41  | 52.9             | 78.7             | 66.0            | 63.1            |
| 17    | 1/21/2010 | 23:39:57 | 65 A     | 40-90 |       | 0:00:32        | 3162277.66  | 52.9             | 78.7             | 66.0            | 63.1            |
| 18    | 1/21/2010 | 23:39:59 | 64.1 A   | 40-90 |       | 0:00:34        | 2570395.783 | 52.9             | 78.7             | 66.0            | 63.1            |
| 19    | 1/21/2010 | 23:40:01 | 60.8 A   | 40-90 |       | 0:00:36        | 1202264.435 | 52.9             | 78.7             | 66.0            | 63.1            |
| 20    | 1/21/2010 | 23:40:03 | 57.6 A   | 40-90 |       | 0:00:38        | 575439.9373 | 52.9             | 78.7             | 66.0            | 63.1            |
| 21    | 1/21/2010 | 23:40:05 | 55.4 A   | 40-90 |       | 0:00:40        | 346736.8505 | 52.9             | 78.7             | 66.0            | 63.1            |
| 22    | 1/21/2010 | 23:40:07 | 57.4 A   | 40-90 |       | 0:00:42        | 549540.8739 | 52.9             | 78.7             | 66.0            | 63.1            |
| 23    | 1/21/2010 | 23:40:09 | 54.4 A   | 40-90 |       | 0:00:44        | 275422.8703 | 52.9             | 78.7             | 66.0            | 63.1            |
| 24    | 1/21/2010 | 23:40:11 | 53.9 A   | 40-90 |       | 0:00:46        | 245470.8916 | 52.9             | 78.7             | 66.0            | 63.1            |
| 25    | 1/21/2010 | 23:40:13 | 54 A     | 40-90 |       | 0:00:48        | 251188.6432 | 52.9             | 78.7             | 66.0            | 63.1            |
| 26    | 1/21/2010 | 23:40:15 | 53.7 A   | 40-90 |       | 0:00:50        | 234422.8815 | 52.9             | 78.7             | 66.0            | 63.1            |
| 27    | 1/21/2010 | 23:40:17 | 53.9 A   | 40-90 |       | 0:00:52        | 245470.8916 | 52.9             | 78.7             | 66.0            | 63.1            |
| 28    | 1/21/2010 | 23:40:19 | 53.5 A   | 40-90 |       | 0:00:54        | 223872.1139 | 52.9             | 78.7             | 66.0            | 63.1            |
| 29    | 1/21/2010 | 23:40:21 | 54.3 A   | 40-90 |       | 0:00:56        | 269153.4804 | 52.9             | 78.7             | 66.0            | 63.1            |
| 30    | 1/21/2010 | 23:40:23 | 54.3 A   | 40-90 |       | 0:00:58        | 269153.4804 | 52.9             | 78.7             | 66.0            | 63.1            |
| 31    | 1/21/2010 | 23:40:25 | 55 A     | 40-90 |       | 0:01:00        | 316227.766  | 52.9             | 78.7             | 66.0            | 63.1            |
| 32    | 1/21/2010 | 23:40:27 | 55.3 A   | 40-90 |       | 0:01:02        | 338844.1561 | 52.9             | 78.7             | 66.0            | 63.1            |
| 33    | 1/21/2010 | 23:40:29 | 58.1 A   | 40-90 |       | 0:01:04        | 645654.229  | 52.9             | 78.7             | 66.0            | 63.1            |
| 34    | 1/21/2010 | 23:40:31 | 63.6 A   | 40-90 |       | 0:01:06        | 2290867.653 | 52.9             | 78.7             | 66.0            | 63.1            |
| 35    | 1/21/2010 | 23:40:33 | 66.7 A   | 40-90 |       | 0:01:08        | 4677351.413 | 52.9             | 78.7             | 66.0            | 63.1            |
| 36    | 1/21/2010 | 23:40:35 | 71.5 A   | 40-90 |       | 0:01:10        | 14125375.45 | 52.9             | 78.7             | 66.0            | 63.1            |
| 37    | 1/21/2010 | 23:40:37 | 74.7 A   | 40-90 |       | 0:01:12        | 29512092.27 | 52.9             | 78.7             | 66.0            | 63.1            |
| 38    | 1/21/2010 | 23:40:39 | 64.9 A   | 40-90 |       | 0:01:14        | 3090295.433 | 52.9             | 78.7             | 66.0            | 63.1            |
| 39    | 1/21/2010 | 23:40:41 | 67.6 A   | 40-90 |       | 0:01:16        | 5754399.373 | 52.9             | 78.7             | 66.0            | 63.1            |
| 40    | 1/21/2010 | 23:40:43 | 69 A     | 40-90 |       | 0:01:18        | 7943282.347 | 52.9             | 78.7             | 66.0            | 63.1            |
| 41    | 1/21/2010 | 23:40:45 | 68.8 A   | 40-90 |       | 0:01:20        | 9549925.86  | 52.9             | 78.7             | 66.0            | 63.1            |
| 42    | 1/21/2010 | 23:40:47 | 58.4 A   | 40-90 |       | 0:01:22        | 691830.9709 | 52.9             | 78.7             | 66.0            | 63.1            |
| 43    | 1/21/2010 | 23:40:49 | 57.6 A   | 40-90 |       | 0:01:24        | 575439.9373 | 52.9             | 78.7             | 66.0            | 63.1            |
| 44    | 1/21/2010 | 23:40:51 | 59.5 A   | 40-90 |       | 0:01:26        | 891250.9381 | 52.9             | 78.7             | 66.0            | 63.1            |
| 45    | 1/21/2010 | 23:40:53 | 62 A     | 40-90 |       | 0:01:28        | 1584893.192 | 52.9             | 78.7             | 66.0            | 63.1            |
| 46    | 1/21/2010 | 23:40:55 | 65.2 A   | 40-90 |       | 0:01:30        | 3311311.215 | 52.9             | 78.7             | 66.0            | 63.1            |
| 47    | 1/21/2010 | 23:40:57 | 63.9 A   | 40-90 |       | 0:01:32        | 2454708.916 | 52.9             | 78.7             | 66.0            | 63.1            |
| 48    | 1/21/2010 | 23:40:59 | 63 A     | 40-90 |       | 0:01:34        | 1995262.315 | 52.9             | 78.7             | 66.0            | 63.1            |
| 49    | 1/21/2010 | 23:41:01 | 61 A     | 40-90 |       | 0:01:36        | 1258925.412 | 52.9             | 78.7             | 66.0            | 63.1            |
| 50    | 1/21/2010 | 23:41:03 | 64.3 A   | 40-90 |       | 0:01:38        | 2691534.804 | 52.9             | 78.7             | 66.0            | 63.1            |
| 51    | 1/21/2010 | 23:41:05 | 63.5 A   | 40-90 |       | 0:01:40        | 223872.1139 | 52.9             | 78.7             | 66.0            | 63.1            |
| 52    | 1/21/2010 | 23:41:07 | 61.1 A   | 40-90 |       | 0:01:42        | 1288249.552 | 52.9             | 78.7             | 66.0            | 63.1            |
| 53    | 1/21/2010 | 23:41:09 | 66 A     | 40-90 |       | 0:01:44        | 3981071.706 | 52.9             | 78.7             | 66.0            | 63.1            |
| 54    | 1/21/2010 | 23:41:11 | 63.8 A   | 40-90 |       | 0:01:46        | 2398832.919 | 52.9             | 78.7             | 66.0            | 63.1            |
| 55    | 1/21/2010 | 23:41:13 | 65.6 A   | 40-90 |       | 0:01:48        | 3630780.548 | 52.9             | 78.7             | 66.0            | 63.1            |
| 56    | 1/21/2010 | 23:41:15 | 63.1 A   | 40-90 |       | 0:01:50        | 2041737.945 | 52.9             | 78.7             | 66.0            | 63.1            |
| 57    | 1/21/2010 | 23:41:17 | 62 A     | 40-90 |       | 0:01:52        | 1584893.192 | 52.9             | 78.7             | 66.0            | 63.1            |
| 58    | 1/21/2010 | 23:41:19 | 59.7 A   | 40-90 |       | 0:01:54        | 933254.3008 | 52.9             | 78.7             | 66.0            | 63.1            |
| 59    | 1/21/2010 | 23:41:21 | 61.6 A   | 40-90 |       | 0:01:56        | 1445439.771 | 52.9             | 78.7             | 66.0            | 63.1            |
| 60    | 1/21/2010 | 23:41:23 | 64.8 A   | 40-90 |       | 0:01:58        | 3019951.72  | 52.9             | 78.7             | 66.0            | 63.1            |

## Receiver 1- Night

| Point | Date      | Time     | Pressure | Unit | Scale | Acumulate Time | 10^(1'A)    | L <sub>min</sub> | L <sub>max</sub> | L <sub>10</sub> | L <sub>eq</sub> |
|-------|-----------|----------|----------|------|-------|----------------|-------------|------------------|------------------|-----------------|-----------------|
| 61    | 1/21/2010 | 23:41:25 | 68.2     | A    | 40-90 | 0:02:00        | 6008934.48  | 52.9             | 78.7             | 66.0            | 63.1            |
| 62    | 1/21/2010 | 23:41:27 | 62.3     | A    | 40-90 | 0:02:02        | 1698243.652 | 52.9             | 78.7             | 66.0            | 63.1            |
| 63    | 1/21/2010 | 23:41:29 | 59       | A    | 40-90 | 0:02:04        | 794328.2347 | 52.9             | 78.7             | 66.0            | 63.1            |
| 64    | 1/21/2010 | 23:41:31 | 58.4     | A    | 40-90 | 0:02:06        | 691830.9709 | 52.9             | 78.7             | 66.0            | 63.1            |
| 65    | 1/21/2010 | 23:41:33 | 57.8     | A    | 40-90 | 0:02:08        | 602559.5861 | 52.9             | 78.7             | 66.0            | 63.1            |
| 66    | 1/21/2010 | 23:41:35 | 57.9     | A    | 40-90 | 0:02:10        | 616595.0019 | 52.9             | 78.7             | 66.0            | 63.1            |
| 67    | 1/21/2010 | 23:41:37 | 58.2     | A    | 40-90 | 0:02:12        | 660693.448  | 52.9             | 78.7             | 66.0            | 63.1            |
| 68    | 1/21/2010 | 23:41:39 | 55.2     | A    | 40-90 | 0:02:14        | 331131.1215 | 52.9             | 78.7             | 66.0            | 63.1            |
| 69    | 1/21/2010 | 23:41:41 | 55       | A    | 40-90 | 0:02:16        | 316227.786  | 52.9             | 78.7             | 66.0            | 63.1            |
| 70    | 1/21/2010 | 23:41:43 | 54.5     | A    | 40-90 | 0:02:18        | 281838.2931 | 52.9             | 78.7             | 66.0            | 63.1            |
| 71    | 1/21/2010 | 23:41:45 | 54.2     | A    | 40-90 | 0:02:20        | 263026.7992 | 52.9             | 78.7             | 66.0            | 63.1            |
| 72    | 1/21/2010 | 23:41:47 | 53.5     | A    | 40-90 | 0:02:22        | 223872.1139 | 52.9             | 78.7             | 66.0            | 63.1            |
| 73    | 1/21/2010 | 23:41:49 | 53.9     | A    | 40-90 | 0:02:24        | 245470.8916 | 52.9             | 78.7             | 66.0            | 63.1            |
| 74    | 1/21/2010 | 23:41:51 | 53.5     | A    | 40-90 | 0:02:26        | 223872.1139 | 52.9             | 78.7             | 66.0            | 63.1            |
| 75    | 1/21/2010 | 23:41:53 | 53.4     | A    | 40-90 | 0:02:28        | 218776.1624 | 52.9             | 78.7             | 66.0            | 63.1            |
| 76    | 1/21/2010 | 23:41:55 | 53.4     | A    | 40-90 | 0:02:30        | 218776.1624 | 52.9             | 78.7             | 66.0            | 63.1            |
| 77    | 1/21/2010 | 23:41:57 | 53.7     | A    | 40-90 | 0:02:32        | 234422.8815 | 52.9             | 78.7             | 66.0            | 63.1            |
| 78    | 1/21/2010 | 23:41:59 | 53.1     | A    | 40-90 | 0:02:34        | 204173.7945 | 52.9             | 78.7             | 66.0            | 63.1            |
| 79    | 1/21/2010 | 23:42:01 | 53.2     | A    | 40-90 | 0:02:36        | 208929.6131 | 52.9             | 78.7             | 66.0            | 63.1            |
| 80    | 1/21/2010 | 23:42:03 | 53.5     | A    | 40-90 | 0:02:38        | 223872.1139 | 52.9             | 78.7             | 66.0            | 63.1            |
| 81    | 1/21/2010 | 23:42:05 | 53.3     | A    | 40-90 | 0:02:40        | 213796.209  | 52.9             | 78.7             | 66.0            | 63.1            |
| 82    | 1/21/2010 | 23:42:07 | 53.6     | A    | 40-90 | 0:02:42        | 229086.7653 | 52.9             | 78.7             | 66.0            | 63.1            |
| 83    | 1/21/2010 | 23:42:09 | 53.8     | A    | 40-90 | 0:02:44        | 239883.2919 | 52.9             | 78.7             | 66.0            | 63.1            |
| 84    | 1/21/2010 | 23:42:11 | 54.4     | A    | 40-90 | 0:02:46        | 275422.8703 | 52.9             | 78.7             | 66.0            | 63.1            |
| 85    | 1/21/2010 | 23:42:13 | 57.3     | A    | 40-90 | 0:02:48        | 537031.7964 | 52.9             | 78.7             | 66.0            | 63.1            |
| 86    | 1/21/2010 | 23:42:15 | 62.4     | A    | 40-90 | 0:02:50        | 1737800.829 | 52.9             | 78.7             | 66.0            | 63.1            |
| 87    | 1/21/2010 | 23:42:17 | 63.1     | A    | 40-90 | 0:02:52        | 2041737.945 | 52.9             | 78.7             | 66.0            | 63.1            |
| 88    | 1/21/2010 | 23:42:19 | 62.7     | A    | 40-90 | 0:02:54        | 186205.137  | 52.9             | 78.7             | 66.0            | 63.1            |
| 89    | 1/21/2010 | 23:42:21 | 60.6     | A    | 40-90 | 0:02:56        | 1148153.621 | 52.9             | 78.7             | 66.0            | 63.1            |
| 90    | 1/21/2010 | 23:42:23 | 59.2     | A    | 40-90 | 0:02:58        | 831763.7711 | 52.9             | 78.7             | 66.0            | 63.1            |
| 91    | 1/21/2010 | 23:42:25 | 58.1     | A    | 40-90 | 0:03:00        | 645654.229  | 52.9             | 78.7             | 66.0            | 63.1            |
| 92    | 1/21/2010 | 23:42:27 | 61.4     | A    | 40-90 | 0:03:02        | 1380384.265 | 52.9             | 78.7             | 66.0            | 63.1            |
| 93    | 1/21/2010 | 23:42:29 | 60.8     | A    | 40-90 | 0:03:04        | 1202264.435 | 52.9             | 78.7             | 66.0            | 63.1            |
| 94    | 1/21/2010 | 23:42:31 | 64.1     | A    | 40-90 | 0:03:06        | 2570395.783 | 52.9             | 78.7             | 66.0            | 63.1            |
| 95    | 1/21/2010 | 23:42:33 | 56.9     | A    | 40-90 | 0:03:08        | 489778.8194 | 52.9             | 78.7             | 66.0            | 63.1            |
| 96    | 1/21/2010 | 23:42:35 | 54.4     | A    | 40-90 | 0:03:10        | 275422.8703 | 52.9             | 78.7             | 66.0            | 63.1            |
| 97    | 1/21/2010 | 23:42:37 | 54.6     | A    | 40-90 | 0:03:12        | 288403.1503 | 52.9             | 78.7             | 66.0            | 63.1            |
| 98    | 1/21/2010 | 23:42:39 | 57.6     | A    | 40-90 | 0:03:14        | 575439.9373 | 52.9             | 78.7             | 66.0            | 63.1            |
| 99    | 1/21/2010 | 23:42:41 | 53.8     | A    | 40-90 | 0:03:16        | 239883.2919 | 52.9             | 78.7             | 66.0            | 63.1            |
| 100   | 1/21/2010 | 23:42:43 | 53.1     | A    | 40-90 | 0:03:18        | 204173.7945 | 52.9             | 78.7             | 66.0            | 63.1            |
| 101   | 1/21/2010 | 23:42:45 | 53.3     | A    | 40-90 | 0:03:20        | 213796.209  | 52.9             | 78.7             | 66.0            | 63.1            |
| 102   | 1/21/2010 | 23:42:47 | 54.6     | A    | 40-90 | 0:03:22        | 288403.1503 | 52.9             | 78.7             | 66.0            | 63.1            |
| 103   | 1/21/2010 | 23:42:49 | 59.2     | A    | 40-90 | 0:03:24        | 831763.7711 | 52.9             | 78.7             | 66.0            | 63.1            |
| 104   | 1/21/2010 | 23:42:51 | 57.9     | A    | 40-90 | 0:03:26        | 616595.0019 | 52.9             | 78.7             | 66.0            | 63.1            |
| 105   | 1/21/2010 | 23:42:53 | 55.3     | A    | 40-90 | 0:03:28        | 338844.1561 | 52.9             | 78.7             | 66.0            | 63.1            |
| 106   | 1/21/2010 | 23:42:55 | 55.1     | A    | 40-90 | 0:03:30        | 323593.6569 | 52.9             | 78.7             | 66.0            | 63.1            |
| 107   | 1/21/2010 | 23:42:57 | 54.7     | A    | 40-90 | 0:03:32        | 295120.9227 | 52.9             | 78.7             | 66.0            | 63.1            |
| 108   | 1/21/2010 | 23:42:59 | 53.7     | A    | 40-90 | 0:03:34        | 234422.8815 | 52.9             | 78.7             | 66.0            | 63.1            |
| 109   | 1/21/2010 | 23:43:01 | 53.1     | A    | 40-90 | 0:03:36        | 204173.7945 | 52.9             | 78.7             | 66.0            | 63.1            |
| 110   | 1/21/2010 | 23:43:03 | 53.3     | A    | 40-90 | 0:03:38        | 213796.209  | 52.9             | 78.7             | 66.0            | 63.1            |
| 111   | 1/21/2010 | 23:43:05 | 53       | A    | 40-90 | 0:03:40        | 199526.2315 | 52.9             | 78.7             | 66.0            | 63.1            |
| 112   | 1/21/2010 | 23:43:07 | 53.3     | A    | 40-90 | 0:03:42        | 213796.209  | 52.9             | 78.7             | 66.0            | 63.1            |
| 113   | 1/21/2010 | 23:43:09 | 53.1     | A    | 40-90 | 0:03:44        | 204173.7945 | 52.9             | 78.7             | 66.0            | 63.1            |
| 114   | 1/21/2010 | 23:43:11 | 53.2     | A    | 40-90 | 0:03:46        | 208929.6131 | 52.9             | 78.7             | 66.0            | 63.1            |
| 115   | 1/21/2010 | 23:43:13 | 53.5     | A    | 40-90 | 0:03:48        | 223872.1139 | 52.9             | 78.7             | 66.0            | 63.1            |
| 116   | 1/21/2010 | 23:43:15 | 57.4     | A    | 40-90 | 0:03:50        | 549540.8739 | 52.9             | 78.7             | 66.0            | 63.1            |
| 117   | 1/21/2010 | 23:43:17 | 53.1     | A    | 40-90 | 0:03:52        | 204173.7945 | 52.9             | 78.7             | 66.0            | 63.1            |
| 118   | 1/21/2010 | 23:43:19 | 53.3     | A    | 40-90 | 0:03:54        | 213796.209  | 52.9             | 78.7             | 66.0            | 63.1            |
| 119   | 1/21/2010 | 23:43:21 | 53.7     | A    | 40-90 | 0:03:56        | 234422.8815 | 52.9             | 78.7             | 66.0            | 63.1            |
| 120   | 1/21/2010 | 23:43:23 | 53.7     | A    | 40-90 | 0:03:58        | 234422.8815 | 52.9             | 78.7             | 66.0            | 63.1            |

## Receiver 1- Night

| Point | Date      | Time     | Pressure | Unit | Scale | Acumulate Time | 10^(1'A)    | L <sub>min</sub> | L <sub>max</sub> | L <sub>10</sub> | L <sub>eq</sub> |
|-------|-----------|----------|----------|------|-------|----------------|-------------|------------------|------------------|-----------------|-----------------|
| 121   | 1/21/2010 | 23:43:25 | 53.7     | A    | 40-90 | 0:04:00        | 234422.8815 | 52.9             | 78.7             | 66.0            | 63.1            |
| 122   | 1/21/2010 | 23:43:27 | 53.6     | A    | 40-90 | 0:04:02        | 229086.7653 | 52.9             | 78.7             | 66.0            | 63.1            |
| 123   | 1/21/2010 | 23:43:29 | 53.7     | A    | 40-90 | 0:04:04        | 234422.8815 | 52.9             | 78.7             | 66.0            | 63.1            |
| 124   | 1/21/2010 | 23:43:31 | 53.4     | A    | 40-90 | 0:04:06        | 218776.1624 | 52.9             | 78.7             | 66.0            | 63.1            |
| 125   | 1/21/2010 | 23:43:33 | 53.4     | A    | 40-90 | 0:04:08        | 218776.1624 | 52.9             | 78.7             | 66.0            | 63.1            |
| 126   | 1/21/2010 | 23:43:35 | 54.4     | A    | 40-90 | 0:04:10        | 275422.8703 | 52.9             | 78.7             | 66.0            | 63.1            |
| 127   | 1/21/2010 | 23:43:37 | 54.4     | A    | 40-90 | 0:04:12        | 275422.8703 | 52.9             | 78.7             | 66.0            | 63.1            |
| 128   | 1/21/2010 | 23:43:39 | 55.2     | A    | 40-90 | 0:04:14        | 331131.1215 | 52.9             | 78.7             | 66.0            | 63.1            |
| 129   | 1/21/2010 | 23:43:41 | 54.7     | A    | 40-90 | 0:04:16        | 295120.9227 | 52.9             | 78.7             | 66.0            | 63.1            |
| 130   | 1/21/2010 | 23:43:43 | 57.2     | A    | 40-90 | 0:04:18        | 524807.4602 | 52.9             | 78.7             | 66.0            | 63.1            |
| 131   | 1/21/2010 | 23:43:45 | 59.9     | A    | 40-90 | 0:04:20        | 977237.221  | 52.9             | 78.7             | 66.0            | 63.1            |
| 132   | 1/21/2010 | 23:43:47 | 58.2     | A    | 40-90 | 0:04:22        | 660693.448  | 52.9             | 78.7             | 66.0            | 63.1            |
| 133   | 1/21/2010 | 23:43:49 | 57.9     | A    | 40-90 | 0:04:24        | 616595.0019 | 52.9             | 78.7             | 66.0            | 63.1            |
| 134   | 1/21/2010 | 23:43:51 | 58.3     | A    | 40-90 | 0:04:26        | 676082.9754 | 52.9             | 78.7             | 66.0            | 63.1            |
| 135   | 1/21/2010 | 23:43:53 | 58.1     | A    | 40-90 | 0:04:28        | 645654.229  | 52.9             | 78.7             | 66.0            | 63.1            |
| 136   | 1/21/2010 | 23:43:55 | 58.5     | A    | 40-90 | 0:04:30        | 707945.7844 | 52.9             | 78.7             | 66.0            | 63.1            |
| 137   | 1/21/2010 | 23:43:57 | 59.6     | A    | 40-90 | 0:04:32        | 912010.8394 | 52.9             | 78.7             | 66.0            | 63.1            |
| 138   | 1/21/2010 | 23:43:59 | 61.5     | A    | 40-90 | 0:04:34        | 1412537.545 | 52.9             | 78.7             | 66.0            | 63.1            |
| 139   | 1/21/2010 | 23:44:01 | 57.8     | A    | 40-90 | 0:04:36        | 602559.5861 | 52.9             | 78.7             | 66.0            | 63.1            |
| 140   | 1/21/2010 | 23:44:03 | 53.7     | A    | 40-90 | 0:04:38        | 234422.8815 | 52.9             | 78.7             | 66.0            | 63.1            |
| 141   | 1/21/2010 | 23:44:05 | 57.5     | A    | 40-90 | 0:04:40        | 562341.3252 | 52.9             | 78.7             | 66.0            | 63.1            |
| 142   | 1/21/2010 | 23:44:07 | 54       | A    | 40-90 | 0:04:42        | 251188.6432 | 52.9             | 78.7             | 66.0            | 63.1            |
| 143   | 1/21/2010 | 23:44:09 | 54.4     | A    | 40-90 | 0:04:44        | 275422.8703 | 52.9             | 78.7             | 66.0            | 63.1            |
| 144   | 1/21/2010 | 23:44:11 | 54.6     | A    | 40-90 | 0:04:46        | 289403.1503 | 52.9             | 78.7             | 66.0            | 63.1            |
| 145   | 1/21/2010 | 23:44:13 | 55.5     | A    | 40-90 | 0:04:48        | 354813.3892 | 52.9             | 78.7             | 66.0            | 63.1            |
| 146   | 1/21/2010 | 23:44:15 | 56.5     | A    | 40-90 | 0:04:50        | 446683.5922 | 52.9             | 78.7             | 66.0            | 63.1            |
| 147   | 1/21/2010 | 23:44:17 | 56.5     | A    | 40-90 | 0:04:52        | 446683.5922 | 52.9             | 78.7             | 66.0            | 63.1            |
| 148   | 1/21/2010 | 23:44:19 | 57.5     | A    | 40-90 | 0:04:54        | 562341.3252 | 52.9             | 78.7             | 66.0            | 63.1            |
| 149   | 1/21/2010 | 23:44:21 | 56.9     | A    | 40-90 | 0:04:56        | 489778.8194 | 52.9             | 78.7             | 66.0            | 63.1            |
| 150   | 1/21/2010 | 23:44:23 | 54.4     | A    | 40-90 | 0:04:58        | 275422.8703 | 52.9             | 78.7             | 66.0            | 63.1            |
| 151   | 1/21/2010 | 23:44:25 | 54       | A    | 40-90 | 0:05:00        | 251188.6432 | 52.9             | 78.7             | 66.0            | 63.1            |
| 152   | 1/21/2010 | 23:44:27 | 53.7     | A    | 40-90 | 0:05:02        | 234422.8815 | 52.9             | 78.7             | 66.0            | 63.1            |
| 153   | 1/21/2010 | 23:44:29 | 53.7     | A    | 40-90 | 0:05:04        | 234422.8815 | 52.9             | 78.7             | 66.0            | 63.1            |
| 154   | 1/21/2010 | 23:44:31 | 53.8     | A    | 40-90 | 0:05:06        | 239883.2919 | 52.9             | 78.7             | 66.0            | 63.1            |
| 155   | 1/21/2010 | 23:44:33 | 53.9     | A    | 40-90 | 0:05:08        | 245470.8916 | 52.9             | 78.7             | 66.0            | 63.1            |
| 156   | 1/21/2010 | 23:44:35 | 54.7     | A    | 40-90 | 0:05:10        | 295120.9227 | 52.9             | 78.7             | 66.0            | 63.1            |
| 157   | 1/21/2010 | 23:44:37 | 57.3     | A    | 40-90 | 0:05:12        | 537031.7964 | 52.9             | 78.7             | 66.0            | 63.1            |
| 158   | 1/21/2010 | 23:44:39 | 54.7     | A    | 40-90 | 0:05:14        | 295120.9227 | 52.9             | 78.7             | 66.0            | 63.1            |
| 159   | 1/21/2010 | 23:44:41 | 54.1     | A    | 40-90 | 0:05:16        | 257039.5783 | 52.9             | 78.7             | 66.0            | 63.1            |
| 160   | 1/21/2010 | 23:44:43 | 53.7     | A    | 40-90 | 0:05:18        | 234422.8815 | 52.9             | 78.7             | 66.0            | 63.1            |
| 161   | 1/21/2010 | 23:44:45 | 53.9     | A    | 40-90 | 0:05:20        | 245470.8916 | 52.9             | 78.7             | 66.0            | 63.1            |
| 162   | 1/21/2010 | 23:44:47 | 54.1     | A    | 40-90 | 0:05:22        | 257039.5783 | 52.9             | 78.7             | 66.0            | 63.1            |
| 163   | 1/21/2010 | 23:44:49 | 60.8     | A    | 40-90 | 0:05:24        | 1202264.435 | 52.9             | 78.7             | 66.0            | 63.1            |
| 164   | 1/21/2010 | 23:44:51 | 63.4     | A    | 40-90 | 0:05:26        | 2187761.624 | 52.9             | 78.7             | 66.0            | 63.1            |
| 165   | 1/21/2010 | 23:44:53 | 58.3     | A    | 40-90 | 0:05:28        | 676082.9754 | 52.9             | 78.7             | 66.0            | 63.1            |
| 166   | 1/21/2010 | 23:44:55 | 57.9     | A    | 40-90 | 0:05:30        | 616595.0019 | 52.9             | 78.7             | 66.0            | 63.1            |
| 167   | 1/21/2010 | 23:44:57 | 56.3     | A    | 40-90 | 0:05:32        | 426579.5188 | 52.9             | 78.7             | 66.0            | 63.1            |
| 168   | 1/21/2010 | 23:44:59 | 55.8     | A    | 40-90 | 0:05:34        | 380189.3963 | 52.9             | 78.7             | 66.0            | 63.1            |
| 169   | 1/21/2010 | 23:45:01 | 55.7     | A    | 40-90 | 0:05:36        | 371535.2291 | 52.9             | 78.7             | 66.0            | 63.1            |
| 170   | 1/21/2010 | 23:45:03 | 57.5     | A    | 40-90 | 0:05:38        | 562341.3252 | 52.9             | 78.7             | 66.0            | 63.1            |
| 171   | 1/21/2010 | 23:45:05 | 63       | A    | 40-90 | 0:05:40        | 1995262.315 | 52.9             | 78.7             | 66.0            | 63.1            |
| 172   | 1/21/2010 | 23:45:07 | 68.2     | A    | 40-90 | 0:05:42        | 6606934.48  | 52.9             | 78.7             | 66.0            | 63.1            |
| 173   | 1/21/2010 | 23:45:09 | 70.2     | A    | 40-90 | 0:05:44        | 10471285.48 | 52.9             | 78.7             | 66.0            | 63.1            |
| 174   | 1/21/2010 | 23:45:11 | 66.2     | A    | 40-90 | 0:05:46        | 4168693.835 | 52.9             | 78.7             | 66.0            | 63.1            |
| 175   | 1/21/2010 | 23:45:13 | 68.4     | A    | 40-90 | 0:05:48        | 6919309.709 | 52.9             | 78.7             | 66.0            | 63.1            |
| 176   | 1/21/2010 | 23:45:15 | 68.8     | A    | 40-90 | 0:05:50        | 7585775.75  | 52.9             | 78.7             | 66.0            | 63.1            |
| 177   | 1/21/2010 | 23:45:17 | 65.5     | A    | 40-90 | 0:05:52        | 3548133.892 | 52.9             | 78.7             | 66.0            | 63.1            |
| 178   | 1/21/2010 | 23:45:19 | 66.3     | A    | 40-90 | 0:05:54        | 4265795.188 | 52.9             | 78.7             | 66.0            | 63.1            |
| 179   | 1/21/2010 | 23:45:21 | 71.5     | A    | 40-90 | 0:05:56        | 14125375.45 | 52.9             | 78.7             | 66.0            | 63.1            |
| 180   | 1/21/2010 | 23:45:23 | 63.1     | A    | 40-90 | 0:05:58        | 2041737.945 | 52.9             | 78.7             | 66.0            | 63.1            |

## Receiver 1- Night

| Point | Date      | Time     | Pressure | Unit | Scale | Acumulate Time | 10^(1'A)    | L <sub>min</sub> | L <sub>max</sub> | L <sub>10</sub> | L <sub>eq</sub> |
|-------|-----------|----------|----------|------|-------|----------------|-------------|------------------|------------------|-----------------|-----------------|
| 181   | 1/21/2010 | 23:45:25 | 68.5     | A    | 40-90 | 0:06:00        | 7079457.944 | 52.9             | 78.7             | 66.0            | 63.1            |
| 182   | 1/21/2010 | 23:45:27 | 59.3     | A    | 40-90 | 0:06:02        | 851138.0382 | 52.9             | 78.7             | 66.0            | 63.1            |
| 183   | 1/21/2010 | 23:45:29 | 55.4     | A    | 40-90 | 0:06:04        | 346736.8505 | 52.9             | 78.7             | 66.0            | 63.1            |
| 184   | 1/21/2010 | 23:45:31 | 54.9     | A    | 40-90 | 0:06:06        | 309029.5433 | 52.9             | 78.7             | 66.0            | 63.1            |
| 185   | 1/21/2010 | 23:45:33 | 57.5     | A    | 40-90 | 0:06:08        | 562341.3252 | 52.9             | 78.7             | 66.0            | 63.1            |
| 186   | 1/21/2010 | 23:45:35 | 57.3     | A    | 40-90 | 0:06:10        | 537031.7964 | 52.9             | 78.7             | 66.0            | 63.1            |
| 187   | 1/21/2010 | 23:45:37 | 56.3     | A    | 40-90 | 0:06:12        | 426579.5188 | 52.9             | 78.7             | 66.0            | 63.1            |
| 188   | 1/21/2010 | 23:45:39 | 57.1     | A    | 40-90 | 0:06:14        | 512861.384  | 52.9             | 78.7             | 66.0            | 63.1            |
| 189   | 1/21/2010 | 23:45:41 | 62       | A    | 40-90 | 0:06:16        | 1584893.192 | 52.9             | 78.7             | 66.0            | 63.1            |
| 190   | 1/21/2010 | 23:45:43 | 63       | A    | 40-90 | 0:06:18        | 1995262.315 | 52.9             | 78.7             | 66.0            | 63.1            |
| 191   | 1/21/2010 | 23:45:45 | 63       | A    | 40-90 | 0:06:20        | 1995262.315 | 52.9             | 78.7             | 66.0            | 63.1            |
| 192   | 1/21/2010 | 23:45:47 | 66.9     | A    | 40-90 | 0:06:22        | 4897788.194 | 52.9             | 78.7             | 66.0            | 63.1            |
| 193   | 1/21/2010 | 23:45:49 | 77.2     | A    | 40-90 | 0:06:24        | 52480746.02 | 52.9             | 78.7             | 66.0            | 63.1            |
| 194   | 1/21/2010 | 23:45:51 | 71.4     | A    | 40-90 | 0:06:26        | 13803842.65 | 52.9             | 78.7             | 66.0            | 63.1            |
| 195   | 1/21/2010 | 23:45:53 | 68.3     | A    | 40-90 | 0:06:28        | 6760829.754 | 52.9             | 78.7             | 66.0            | 63.1            |
| 196   | 1/21/2010 | 23:45:55 | 63.6     | A    | 40-90 | 0:06:30        | 2290867.653 | 52.9             | 78.7             | 66.0            | 63.1            |
| 197   | 1/21/2010 | 23:45:57 | 63.6     | A    | 40-90 | 0:06:32        | 2290867.653 | 52.9             | 78.7             | 66.0            | 63.1            |
| 198   | 1/21/2010 | 23:45:59 | 64.1     | A    | 40-90 | 0:06:34        | 2570395.783 | 52.9             | 78.7             | 66.0            | 63.1            |
| 199   | 1/21/2010 | 23:46:01 | 63.4     | A    | 40-90 | 0:06:36        | 2187761.624 | 52.9             | 78.7             | 66.0            | 63.1            |
| 200   | 1/21/2010 | 23:46:03 | 63.7     | A    | 40-90 | 0:06:38        | 2344228.815 | 52.9             | 78.7             | 66.0            | 63.1            |
| 201   | 1/21/2010 | 23:46:05 | 62.1     | A    | 40-90 | 0:06:40        | 1621810.097 | 52.9             | 78.7             | 66.0            | 63.1            |
| 202   | 1/21/2010 | 23:46:07 | 61.5     | A    | 40-90 | 0:06:42        | 1412537.545 | 52.9             | 78.7             | 66.0            | 63.1            |
| 203   | 1/21/2010 | 23:46:09 | 60.3     | A    | 40-90 | 0:06:44        | 1071519.305 | 52.9             | 78.7             | 66.0            | 63.1            |
| 204   | 1/21/2010 | 23:46:11 | 59.7     | A    | 40-90 | 0:06:46        | 933254.3008 | 52.9             | 78.7             | 66.0            | 63.1            |
| 205   | 1/21/2010 | 23:46:13 | 61.1     | A    | 40-90 | 0:06:48        | 1288249.552 | 52.9             | 78.7             | 66.0            | 63.1            |
| 206   | 1/21/2010 | 23:46:15 | 59       | A    | 40-90 | 0:06:50        | 794328.2347 | 52.9             | 78.7             | 66.0            | 63.1            |
| 207   | 1/21/2010 | 23:46:17 | 61.7     | A    | 40-90 | 0:06:52        | 1479108.388 | 52.9             | 78.7             | 66.0            | 63.1            |
| 208   | 1/21/2010 | 23:46:19 | 59.5     | A    | 40-90 | 0:06:54        | 891253.9381 | 52.9             | 78.7             | 66.0            | 63.1            |
| 209   | 1/21/2010 | 23:46:21 | 63.8     | A    | 40-90 | 0:06:56        | 2398832.919 | 52.9             | 78.7             | 66.0            | 63.1            |
| 210   | 1/21/2010 | 23:46:23 | 60.2     | A    | 40-90 | 0:06:58        | 1047128.548 | 52.9             | 78.7             | 66.0            | 63.1            |
| 211   | 1/21/2010 | 23:46:25 | 58.1     | A    | 40-90 | 0:07:00        | 645654.229  | 52.9             | 78.7             | 66.0            | 63.1            |
| 212   | 1/21/2010 | 23:46:27 | 59.4     | A    | 40-90 | 0:07:02        | 870963.59   | 52.9             | 78.7             | 66.0            | 63.1            |
| 213   | 1/21/2010 | 23:46:29 | 56       | A    | 40-90 | 0:07:04        | 398107.1706 | 52.9             | 78.7             | 66.0            | 63.1            |
| 214   | 1/21/2010 | 23:46:31 | 56.1     | A    | 40-90 | 0:07:06        | 407380.2778 | 52.9             | 78.7             | 66.0            | 63.1            |
| 215   | 1/21/2010 | 23:46:33 | 56.4     | A    | 40-90 | 0:07:08        | 436515.8322 | 52.9             | 78.7             | 66.0            | 63.1            |
| 216   | 1/21/2010 | 23:46:35 | 56.3     | A    | 40-90 | 0:07:10        | 426579.5188 | 52.9             | 78.7             | 66.0            | 63.1            |
| 217   | 1/21/2010 | 23:46:37 | 55.5     | A    | 40-90 | 0:07:12        | 354813.3892 | 52.9             | 78.7             | 66.0            | 63.1            |
| 218   | 1/21/2010 | 23:46:39 | 54.4     | A    | 40-90 | 0:07:14        | 275422.8703 | 52.9             | 78.7             | 66.0            | 63.1            |
| 219   | 1/21/2010 | 23:46:41 | 54       | A    | 40-90 | 0:07:16        | 251188.6432 | 52.9             | 78.7             | 66.0            | 63.1            |
| 220   | 1/21/2010 | 23:46:43 | 53.2     | A    | 40-90 | 0:07:18        | 208929.6131 | 52.9             | 78.7             | 66.0            | 63.1            |
| 221   | 1/21/2010 | 23:46:45 | 53.3     | A    | 40-90 | 0:07:20        | 213796.209  | 52.9             | 78.7             | 66.0            | 63.1            |
| 222   | 1/21/2010 | 23:46:47 | 54.4     | A    | 40-90 | 0:07:22        | 275422.8703 | 52.9             | 78.7             | 66.0            | 63.1            |
| 223   | 1/21/2010 | 23:46:49 | 53.8     | A    | 40-90 | 0:07:24        | 239883.2919 | 52.9             | 78.7             | 66.0            | 63.1            |
| 224   | 1/21/2010 | 23:46:51 | 54       | A    | 40-90 | 0:07:26        | 251188.6432 | 52.9             | 78.7             | 66.0            | 63.1            |
| 225   | 1/21/2010 | 23:46:53 | 54.6     | A    | 40-90 | 0:07:28        | 288403.1503 | 52.9             | 78.7             | 66.0            | 63.1            |
| 226   | 1/21/2010 | 23:46:55 | 57       | A    | 40-90 | 0:07:30        | 501187.2336 | 52.9             | 78.7             | 66.0            | 63.1            |
| 227   | 1/21/2010 | 23:46:57 | 62.1     | A    | 40-90 | 0:07:32        | 1621810.097 | 52.9             | 78.7             | 66.0            | 63.1            |
| 228   | 1/21/2010 | 23:46:59 | 65.1     | A    | 40-90 | 0:07:34        | 3235936.569 | 52.9             | 78.7             | 66.0            | 63.1            |
| 229   | 1/21/2010 | 23:47:01 | 66.6     | A    | 40-90 | 0:07:36        | 3630780.548 | 52.9             | 78.7             | 66.0            | 63.1            |
| 230   | 1/21/2010 | 23:47:03 | 66.4     | A    | 40-90 | 0:07:38        | 4365158.322 | 52.9             | 78.7             | 66.0            | 63.1            |
| 231   | 1/21/2010 | 23:47:05 | 67.1     | A    | 40-90 | 0:07:40        | 5128613.84  | 52.9             | 78.7             | 66.0            | 63.1            |
| 232   | 1/21/2010 | 23:47:07 | 65.9     | A    | 40-90 | 0:07:42        | 3890451.45  | 52.9             | 78.7             | 66.0            | 63.1            |
| 233   | 1/21/2010 | 23:47:09 | 59.6     | A    | 40-90 | 0:07:44        | 912010.8394 | 52.9             | 78.7             | 66.0            | 63.1            |
| 234   | 1/21/2010 | 23:47:11 | 58.3     | A    | 40-90 | 0:07:46        | 676082.9754 | 52.9             | 78.7             | 66.0            | 63.1            |
| 235   | 1/21/2010 | 23:47:13 | 60.7     | A    | 40-90 | 0:07:48        | 1174897.555 | 52.9             | 78.7             | 66.0            | 63.1            |
| 236   | 1/21/2010 | 23:47:15 | 63.5     | A    | 40-90 | 0:07:50        | 2238721.139 | 52.9             | 78.7             | 66.0            | 63.1            |
| 237   | 1/21/2010 | 23:47:17 | 66       | A    | 40-90 | 0:07:52        | 3981071.706 | 52.9             | 78.7             | 66.0            | 63.1            |
| 238   | 1/21/2010 | 23:47:19 | 62.7     | A    | 40-90 | 0:07:54        | 1862087.137 | 52.9             | 78.7             | 66.0            | 63.1            |
| 239   | 1/21/2010 | 23:47:21 | 60.7     | A    | 40-90 | 0:07:56        | 1174897.555 | 52.9             | 78.7             | 66.0            | 63.1            |
| 240   | 1/21/2010 | 23:47:23 | 61       | A    | 40-90 | 0:07:58        | 1258925.412 | 52.9             | 78.7             | 66.0            | 63.1            |

## Receiver 1- Night

| Point | Date      | Time     | Pressure | Unit | Scale | Acumulate Time | 10^(1*A)    | L <sub>min</sub> | L <sub>max</sub> | L <sub>10</sub> | L <sub>eq</sub> |
|-------|-----------|----------|----------|------|-------|----------------|-------------|------------------|------------------|-----------------|-----------------|
| 241   | 1/21/2010 | 23:47:25 | 55.5     | A    | 40-90 | 0:06:00        | 354813.3892 | 52.9             | 78.7             | 66.0            | 63.1            |
| 242   | 1/21/2010 | 23:47:27 | 56       | A    | 40-90 | 0:08:02        | 398107.1706 | 52.9             | 78.7             | 66.0            | 63.1            |
| 243   | 1/21/2010 | 23:47:29 | 59.3     | A    | 40-90 | 0:08:04        | 851138.0382 | 52.9             | 78.7             | 66.0            | 63.1            |
| 244   | 1/21/2010 | 23:47:31 | 58.1     | A    | 40-90 | 0:08:06        | 645654.229  | 52.9             | 78.7             | 66.0            | 63.1            |
| 245   | 1/21/2010 | 23:47:33 | 59.1     | A    | 40-90 | 0:08:08        | 812830.5162 | 52.9             | 78.7             | 66.0            | 63.1            |
| 246   | 1/21/2010 | 23:47:35 | 60.3     | A    | 40-90 | 0:08:10        | 1071519.305 | 52.9             | 78.7             | 66.0            | 63.1            |
| 247   | 1/21/2010 | 23:47:37 | 60.2     | A    | 40-90 | 0:08:12        | 1047128.548 | 52.9             | 78.7             | 66.0            | 63.1            |
| 248   | 1/21/2010 | 23:47:39 | 59.8     | A    | 40-90 | 0:08:14        | 954992.586  | 52.9             | 78.7             | 66.0            | 63.1            |
| 249   | 1/21/2010 | 23:47:41 | 63.4     | A    | 40-90 | 0:08:16        | 2187761.624 | 52.9             | 78.7             | 66.0            | 63.1            |
| 250   | 1/21/2010 | 23:47:43 | 59.3     | A    | 40-90 | 0:08:18        | 851138.0382 | 52.9             | 78.7             | 66.0            | 63.1            |
| 251   | 1/21/2010 | 23:47:45 | 63.5     | A    | 40-90 | 0:08:20        | 2238721.139 | 52.9             | 78.7             | 66.0            | 63.1            |
| 252   | 1/21/2010 | 23:47:47 | 67.3     | A    | 40-90 | 0:08:22        | 5370317.964 | 52.9             | 78.7             | 66.0            | 63.1            |
| 253   | 1/21/2010 | 23:47:49 | 63.7     | A    | 40-90 | 0:08:24        | 2344228.815 | 52.9             | 78.7             | 66.0            | 63.1            |
| 254   | 1/21/2010 | 23:47:51 | 59.8     | A    | 40-90 | 0:08:26        | 954992.586  | 52.9             | 78.7             | 66.0            | 63.1            |
| 255   | 1/21/2010 | 23:47:53 | 59.3     | A    | 40-90 | 0:08:28        | 851138.0382 | 52.9             | 78.7             | 66.0            | 63.1            |
| 256   | 1/21/2010 | 23:47:55 | 56.1     | A    | 40-90 | 0:08:30        | 407380.2778 | 52.9             | 78.7             | 66.0            | 63.1            |
| 257   | 1/21/2010 | 23:47:57 | 55.3     | A    | 40-90 | 0:08:32        | 338844.1561 | 52.9             | 78.7             | 66.0            | 63.1            |
| 258   | 1/21/2010 | 23:47:59 | 54.7     | A    | 40-90 | 0:08:34        | 295120.9227 | 52.9             | 78.7             | 66.0            | 63.1            |
| 259   | 1/21/2010 | 23:48:01 | 55.2     | A    | 40-90 | 0:08:36        | 331131.1215 | 52.9             | 78.7             | 66.0            | 63.1            |
| 260   | 1/21/2010 | 23:48:03 | 57.3     | A    | 40-90 | 0:08:38        | 537031.7964 | 52.9             | 78.7             | 66.0            | 63.1            |
| 261   | 1/21/2010 | 23:48:05 | 61.7     | A    | 40-90 | 0:08:40        | 1479108.388 | 52.9             | 78.7             | 66.0            | 63.1            |
| 262   | 1/21/2010 | 23:48:07 | 61.1     | A    | 40-90 | 0:08:42        | 1288249.552 | 52.9             | 78.7             | 66.0            | 63.1            |
| 263   | 1/21/2010 | 23:48:09 | 64.2     | A    | 40-90 | 0:08:44        | 2630267.992 | 52.9             | 78.7             | 66.0            | 63.1            |
| 264   | 1/21/2010 | 23:48:11 | 63.5     | A    | 40-90 | 0:08:46        | 2238721.139 | 52.9             | 78.7             | 66.0            | 63.1            |
| 265   | 1/21/2010 | 23:48:13 | 63.4     | A    | 40-90 | 0:08:48        | 2187761.624 | 52.9             | 78.7             | 66.0            | 63.1            |
| 266   | 1/21/2010 | 23:48:15 | 61.2     | A    | 40-90 | 0:08:50        | 1318256.739 | 52.9             | 78.7             | 66.0            | 63.1            |
| 267   | 1/21/2010 | 23:48:17 | 63.1     | A    | 40-90 | 0:08:52        | 2041737.945 | 52.9             | 78.7             | 66.0            | 63.1            |
| 268   | 1/21/2010 | 23:48:19 | 62.8     | A    | 40-90 | 0:08:54        | 190560.713  | 52.9             | 78.7             | 66.0            | 63.1            |
| 269   | 1/21/2010 | 23:48:21 | 62.7     | A    | 40-90 | 0:08:56        | 1862087.137 | 52.9             | 78.7             | 66.0            | 63.1            |
| 270   | 1/21/2010 | 23:48:23 | 61.6     | A    | 40-90 | 0:08:58        | 1445439.771 | 52.9             | 78.7             | 66.0            | 63.1            |
| 271   | 1/21/2010 | 23:48:25 | 61.1     | A    | 40-90 | 0:09:00        | 1288249.552 | 52.9             | 78.7             | 66.0            | 63.1            |
| 272   | 1/21/2010 | 23:48:27 | 59       | A    | 40-90 | 0:09:02        | 794328.2347 | 52.9             | 78.7             | 66.0            | 63.1            |
| 273   | 1/21/2010 | 23:48:29 | 56.8     | A    | 40-90 | 0:09:04        | 478630.0923 | 52.9             | 78.7             | 66.0            | 63.1            |
| 274   | 1/21/2010 | 23:48:31 | 57.8     | A    | 40-90 | 0:09:06        | 602559.5861 | 52.9             | 78.7             | 66.0            | 63.1            |
| 275   | 1/21/2010 | 23:48:33 | 66.7     | A    | 40-90 | 0:09:08        | 4677351.413 | 52.9             | 78.7             | 66.0            | 63.1            |
| 276   | 1/21/2010 | 23:48:35 | 66.1     | A    | 40-90 | 0:09:10        | 4073802.778 | 52.9             | 78.7             | 66.0            | 63.1            |
| 277   | 1/21/2010 | 23:48:37 | 62.4     | A    | 40-90 | 0:09:12        | 1737800.829 | 52.9             | 78.7             | 66.0            | 63.1            |
| 278   | 1/21/2010 | 23:48:39 | 60.9     | A    | 40-90 | 0:09:14        | 1230268.771 | 52.9             | 78.7             | 66.0            | 63.1            |
| 279   | 1/21/2010 | 23:48:41 | 58.8     | A    | 40-90 | 0:09:16        | 758577.575  | 52.9             | 78.7             | 66.0            | 63.1            |
| 280   | 1/21/2010 | 23:48:43 | 57.9     | A    | 40-90 | 0:09:18        | 616595.0019 | 52.9             | 78.7             | 66.0            | 63.1            |
| 281   | 1/21/2010 | 23:48:45 | 59.2     | A    | 40-90 | 0:09:20        | 831763.7711 | 52.9             | 78.7             | 66.0            | 63.1            |
| 282   | 1/21/2010 | 23:48:47 | 60.8     | A    | 40-90 | 0:09:22        | 1202264.435 | 52.9             | 78.7             | 66.0            | 63.1            |
| 283   | 1/21/2010 | 23:48:49 | 61.7     | A    | 40-90 | 0:09:24        | 1479108.388 | 52.9             | 78.7             | 66.0            | 63.1            |
| 284   | 1/21/2010 | 23:48:51 | 62.5     | A    | 40-90 | 0:09:26        | 1778279.41  | 52.9             | 78.7             | 66.0            | 63.1            |
| 285   | 1/21/2010 | 23:48:53 | 63.2     | A    | 40-90 | 0:09:28        | 2089296.131 | 52.9             | 78.7             | 66.0            | 63.1            |
| 286   | 1/21/2010 | 23:48:55 | 62.5     | A    | 40-90 | 0:09:30        | 1778279.41  | 52.9             | 78.7             | 66.0            | 63.1            |
| 287   | 1/21/2010 | 23:48:57 | 64.2     | A    | 40-90 | 0:09:32        | 2630267.992 | 52.9             | 78.7             | 66.0            | 63.1            |
| 288   | 1/21/2010 | 23:48:59 | 61.2     | A    | 40-90 | 0:09:34        | 1318256.739 | 52.9             | 78.7             | 66.0            | 63.1            |
| 289   | 1/21/2010 | 23:49:01 | 62.3     | A    | 40-90 | 0:09:36        | 1698243.652 | 52.9             | 78.7             | 66.0            | 63.1            |
| 290   | 1/21/2010 | 23:49:03 | 57.1     | A    | 40-90 | 0:09:38        | 512861.384  | 52.9             | 78.7             | 66.0            | 63.1            |
| 291   | 1/21/2010 | 23:49:05 | 63.3     | A    | 40-90 | 0:09:40        | 2137962.09  | 52.9             | 78.7             | 66.0            | 63.1            |
| 292   | 1/21/2010 | 23:49:07 | 65.4     | A    | 40-90 | 0:09:42        | 3467368.505 | 52.9             | 78.7             | 66.0            | 63.1            |
| 293   | 1/21/2010 | 23:49:09 | 65.1     | A    | 40-90 | 0:09:44        | 3235936.569 | 52.9             | 78.7             | 66.0            | 63.1            |
| 294   | 1/21/2010 | 23:49:11 | 62.5     | A    | 40-90 | 0:09:46        | 1778279.41  | 52.9             | 78.7             | 66.0            | 63.1            |
| 295   | 1/21/2010 | 23:49:13 | 63       | A    | 40-90 | 0:09:48        | 1995262.315 | 52.9             | 78.7             | 66.0            | 63.1            |
| 296   | 1/21/2010 | 23:49:15 | 61.5     | A    | 40-90 | 0:09:50        | 1412537.545 | 52.9             | 78.7             | 66.0            | 63.1            |
| 297   | 1/21/2010 | 23:49:17 | 62.3     | A    | 40-90 | 0:09:52        | 1698243.652 | 52.9             | 78.7             | 66.0            | 63.1            |
| 298   | 1/21/2010 | 23:49:19 | 61.2     | A    | 40-90 | 0:09:54        | 1318256.739 | 52.9             | 78.7             | 66.0            | 63.1            |
| 299   | 1/21/2010 | 23:49:21 | 60.6     | A    | 40-90 | 0:09:56        | 1148153.621 | 52.9             | 78.7             | 66.0            | 63.1            |
| 300   | 1/21/2010 | 23:49:23 | 61.8     | A    | 40-90 | 0:09:58        | 1513561.248 | 52.9             | 78.7             | 66.0            | 63.1            |

## Receiver 1- Night

| Point | Date      | Time     | Pressure | Unit | Scale | Acumulate Time | 10^(1'A)    | L <sub>min</sub> | L <sub>max</sub> | L <sub>10</sub> | L <sub>eq</sub> |
|-------|-----------|----------|----------|------|-------|----------------|-------------|------------------|------------------|-----------------|-----------------|
| 301   | 1/21/2010 | 23:49:25 | 60       | A    | 40-90 | 0:10:00        | 1000000     | 52.9             | 78.7             | 66.0            | 63.1            |
| 302   | 1/21/2010 | 23:49:27 | 58.6     | A    | 40-90 | 0:10:02        | 724435.9601 | 52.9             | 78.7             | 66.0            | 63.1            |
| 303   | 1/21/2010 | 23:49:29 | 57.5     | A    | 40-90 | 0:10:04        | 562341.3252 | 52.9             | 78.7             | 66.0            | 63.1            |
| 304   | 1/21/2010 | 23:49:31 | 56.3     | A    | 40-90 | 0:10:06        | 426579.5188 | 52.9             | 78.7             | 66.0            | 63.1            |
| 305   | 1/21/2010 | 23:49:33 | 56.1     | A    | 40-90 | 0:10:08        | 407380.2778 | 52.9             | 78.7             | 66.0            | 63.1            |
| 306   | 1/21/2010 | 23:49:35 | 61       | A    | 40-90 | 0:10:10        | 1258925.412 | 52.9             | 78.7             | 66.0            | 63.1            |
| 307   | 1/21/2010 | 23:49:37 | 65.6     | A    | 40-90 | 0:10:12        | 3630780.548 | 52.9             | 78.7             | 66.0            | 63.1            |
| 308   | 1/21/2010 | 23:49:39 | 65.7     | A    | 40-90 | 0:10:14        | 3715352.291 | 52.9             | 78.7             | 66.0            | 63.1            |
| 309   | 1/21/2010 | 23:49:41 | 62.5     | A    | 40-90 | 0:10:16        | 1778279.41  | 52.9             | 78.7             | 66.0            | 63.1            |
| 310   | 1/21/2010 | 23:49:43 | 60.6     | A    | 40-90 | 0:10:18        | 1148153.621 | 52.9             | 78.7             | 66.0            | 63.1            |
| 311   | 1/21/2010 | 23:49:45 | 58.9     | A    | 40-90 | 0:10:20        | 776247.1166 | 52.9             | 78.7             | 66.0            | 63.1            |
| 312   | 1/21/2010 | 23:49:47 | 59.4     | A    | 40-90 | 0:10:22        | 870963.59   | 52.9             | 78.7             | 66.0            | 63.1            |
| 313   | 1/21/2010 | 23:49:49 | 64.6     | A    | 40-90 | 0:10:24        | 2884031.503 | 52.9             | 78.7             | 66.0            | 63.1            |
| 314   | 1/21/2010 | 23:49:51 | 64.8     | A    | 40-90 | 0:10:26        | 3019951.72  | 52.9             | 78.7             | 66.0            | 63.1            |
| 315   | 1/21/2010 | 23:49:53 | 65.6     | A    | 40-90 | 0:10:28        | 3630780.548 | 52.9             | 78.7             | 66.0            | 63.1            |
| 316   | 1/21/2010 | 23:49:55 | 65       | A    | 40-90 | 0:10:30        | 3162277.66  | 52.9             | 78.7             | 66.0            | 63.1            |
| 317   | 1/21/2010 | 23:49:57 | 66.1     | A    | 40-90 | 0:10:32        | 4073802.778 | 52.9             | 78.7             | 66.0            | 63.1            |
| 318   | 1/21/2010 | 23:49:59 | 60.8     | A    | 40-90 | 0:10:34        | 1202264.435 | 52.9             | 78.7             | 66.0            | 63.1            |
| 319   | 1/21/2010 | 23:50:01 | 56.1     | A    | 40-90 | 0:10:36        | 407380.2778 | 52.9             | 78.7             | 66.0            | 63.1            |
| 320   | 1/21/2010 | 23:50:03 | 56.8     | A    | 40-90 | 0:10:38        | 478630.0923 | 52.9             | 78.7             | 66.0            | 63.1            |
| 321   | 1/21/2010 | 23:50:05 | 59.5     | A    | 40-90 | 0:10:40        | 891250.9381 | 52.9             | 78.7             | 66.0            | 63.1            |
| 322   | 1/21/2010 | 23:50:07 | 56.2     | A    | 40-90 | 0:10:42        | 416869.3835 | 52.9             | 78.7             | 66.0            | 63.1            |
| 323   | 1/21/2010 | 23:50:09 | 56.7     | A    | 40-90 | 0:10:44        | 467735.1413 | 52.9             | 78.7             | 66.0            | 63.1            |
| 324   | 1/21/2010 | 23:50:11 | 59.1     | A    | 40-90 | 0:10:46        | 812930.5162 | 52.9             | 78.7             | 66.0            | 63.1            |
| 325   | 1/21/2010 | 23:50:13 | 60.8     | A    | 40-90 | 0:10:48        | 1202264.435 | 52.9             | 78.7             | 66.0            | 63.1            |
| 326   | 1/21/2010 | 23:50:15 | 58.4     | A    | 40-90 | 0:10:50        | 691830.9709 | 52.9             | 78.7             | 66.0            | 63.1            |
| 327   | 1/21/2010 | 23:50:17 | 58.3     | A    | 40-90 | 0:10:52        | 676082.9754 | 52.9             | 78.7             | 66.0            | 63.1            |
| 328   | 1/21/2010 | 23:50:19 | 57.4     | A    | 40-90 | 0:10:54        | 549540.8739 | 52.9             | 78.7             | 66.0            | 63.1            |
| 329   | 1/21/2010 | 23:50:21 | 55.2     | A    | 40-90 | 0:10:56        | 331131.1215 | 52.9             | 78.7             | 66.0            | 63.1            |
| 330   | 1/21/2010 | 23:50:23 | 55.5     | A    | 40-90 | 0:10:58        | 354813.3892 | 52.9             | 78.7             | 66.0            | 63.1            |
| 331   | 1/21/2010 | 23:50:25 | 54.2     | A    | 40-90 | 0:11:00        | 263026.7992 | 52.9             | 78.7             | 66.0            | 63.1            |
| 332   | 1/21/2010 | 23:50:27 | 53.6     | A    | 40-90 | 0:11:02        | 229086.7653 | 52.9             | 78.7             | 66.0            | 63.1            |
| 333   | 1/21/2010 | 23:50:29 | 53.9     | A    | 40-90 | 0:11:04        | 245470.8916 | 52.9             | 78.7             | 66.0            | 63.1            |
| 334   | 1/21/2010 | 23:50:31 | 57.4     | A    | 40-90 | 0:11:06        | 549540.8739 | 52.9             | 78.7             | 66.0            | 63.1            |
| 335   | 1/21/2010 | 23:50:33 | 60.8     | A    | 40-90 | 0:11:08        | 1202264.435 | 52.9             | 78.7             | 66.0            | 63.1            |
| 336   | 1/21/2010 | 23:50:35 | 56       | A    | 40-90 | 0:11:10        | 398107.1706 | 52.9             | 78.7             | 66.0            | 63.1            |
| 337   | 1/21/2010 | 23:50:37 | 56.1     | A    | 40-90 | 0:11:12        | 407380.2778 | 52.9             | 78.7             | 66.0            | 63.1            |
| 338   | 1/21/2010 | 23:50:39 | 56.9     | A    | 40-90 | 0:11:14        | 489778.8194 | 52.9             | 78.7             | 66.0            | 63.1            |
| 339   | 1/21/2010 | 23:50:41 | 58.3     | A    | 40-90 | 0:11:16        | 676082.9754 | 52.9             | 78.7             | 66.0            | 63.1            |
| 340   | 1/21/2010 | 23:50:43 | 55.9     | A    | 40-90 | 0:11:18        | 389045.145  | 52.9             | 78.7             | 66.0            | 63.1            |
| 341   | 1/21/2010 | 23:50:45 | 56.1     | A    | 40-90 | 0:11:20        | 407380.2778 | 52.9             | 78.7             | 66.0            | 63.1            |
| 342   | 1/21/2010 | 23:50:47 | 56       | A    | 40-90 | 0:11:22        | 398107.1706 | 52.9             | 78.7             | 66.0            | 63.1            |
| 343   | 1/21/2010 | 23:50:49 | 55.8     | A    | 40-90 | 0:11:24        | 380189.3963 | 52.9             | 78.7             | 66.0            | 63.1            |
| 344   | 1/21/2010 | 23:50:51 | 55.4     | A    | 40-90 | 0:11:26        | 346736.8505 | 52.9             | 78.7             | 66.0            | 63.1            |
| 345   | 1/21/2010 | 23:50:53 | 54.3     | A    | 40-90 | 0:11:28        | 269153.4804 | 52.9             | 78.7             | 66.0            | 63.1            |
| 346   | 1/21/2010 | 23:50:55 | 54.3     | A    | 40-90 | 0:11:30        | 269153.4804 | 52.9             | 78.7             | 66.0            | 63.1            |
| 347   | 1/21/2010 | 23:50:57 | 54.6     | A    | 40-90 | 0:11:32        | 288403.1503 | 52.9             | 78.7             | 66.0            | 63.1            |
| 348   | 1/21/2010 | 23:50:59 | 57.3     | A    | 40-90 | 0:11:34        | 537031.7964 | 52.9             | 78.7             | 66.0            | 63.1            |
| 349   | 1/21/2010 | 23:51:01 | 61.5     | A    | 40-90 | 0:11:36        | 1412537.545 | 52.9             | 78.7             | 66.0            | 63.1            |
| 350   | 1/21/2010 | 23:51:03 | 65.5     | A    | 40-90 | 0:11:38        | 3548133.892 | 52.9             | 78.7             | 66.0            | 63.1            |
| 351   | 1/21/2010 | 23:51:05 | 64.9     | A    | 40-90 | 0:11:40        | 3090295.433 | 52.9             | 78.7             | 66.0            | 63.1            |
| 352   | 1/21/2010 | 23:51:07 | 68.1     | A    | 40-90 | 0:11:42        | 6456542.29  | 52.9             | 78.7             | 66.0            | 63.1            |
| 353   | 1/21/2010 | 23:51:09 | 69.3     | A    | 40-90 | 0:11:44        | 8511380.382 | 52.9             | 78.7             | 66.0            | 63.1            |
| 354   | 1/21/2010 | 23:51:11 | 68.9     | A    | 40-90 | 0:11:46        | 7762471.166 | 52.9             | 78.7             | 66.0            | 63.1            |
| 355   | 1/21/2010 | 23:51:13 | 65.9     | A    | 40-90 | 0:11:48        | 3890451.45  | 52.9             | 78.7             | 66.0            | 63.1            |
| 356   | 1/21/2010 | 23:51:15 | 66.1     | A    | 40-90 | 0:11:50        | 4073802.778 | 52.9             | 78.7             | 66.0            | 63.1            |
| 357   | 1/21/2010 | 23:51:17 | 66.5     | A    | 40-90 | 0:11:52        | 4466835.922 | 52.9             | 78.7             | 66.0            | 63.1            |
| 358   | 1/21/2010 | 23:51:19 | 65.4     | A    | 40-90 | 0:11:54        | 3467368.505 | 52.9             | 78.7             | 66.0            | 63.1            |
| 359   | 1/21/2010 | 23:51:21 | 64.6     | A    | 40-90 | 0:11:56        | 2884031.503 | 52.9             | 78.7             | 66.0            | 63.1            |
| 360   | 1/21/2010 | 23:51:23 | 65.7     | A    | 40-90 | 0:11:58        | 3715352.291 | 52.9             | 78.7             | 66.0            | 63.1            |

## Receiver 1- Night

| Point | Date      | Time     | Pressure | Unit  | Scale   | Acumulate Time | 10^(1'A) | L <sub>min</sub> | L <sub>max</sub> | L <sub>10</sub> | L <sub>eq</sub> |
|-------|-----------|----------|----------|-------|---------|----------------|----------|------------------|------------------|-----------------|-----------------|
| 361   | 1/21/2010 | 23:51:25 | 65.1 A   | 40-90 | 0:12:00 | 3235936.569    | 52.9     | 78.7             | 66.0             | 63.1            |                 |
| 362   | 1/21/2010 | 23:51:27 | 68 A     | 40-90 | 0:12:02 | 6309573.445    | 52.9     | 78.7             | 66.0             | 63.1            |                 |
| 363   | 1/21/2010 | 23:51:29 | 59.8 A   | 40-90 | 0:12:04 | 954992.586     | 52.9     | 78.7             | 66.0             | 63.1            |                 |
| 364   | 1/21/2010 | 23:51:31 | 55.6 A   | 40-90 | 0:12:06 | 363078.0548    | 52.9     | 78.7             | 66.0             | 63.1            |                 |
| 365   | 1/21/2010 | 23:51:33 | 54.8 A   | 40-90 | 0:12:08 | 301995.172     | 52.9     | 78.7             | 66.0             | 63.1            |                 |
| 366   | 1/21/2010 | 23:51:35 | 57 A     | 40-90 | 0:12:10 | 501187.2336    | 52.9     | 78.7             | 66.0             | 63.1            |                 |
| 367   | 1/21/2010 | 23:51:37 | 54.1 A   | 40-90 | 0:12:12 | 257039.5783    | 52.9     | 78.7             | 66.0             | 63.1            |                 |
| 368   | 1/21/2010 | 23:51:39 | 53.8 A   | 40-90 | 0:12:14 | 239883.2919    | 52.9     | 78.7             | 66.0             | 63.1            |                 |
| 369   | 1/21/2010 | 23:51:41 | 53.6 A   | 40-90 | 0:12:16 | 229086.7653    | 52.9     | 78.7             | 66.0             | 63.1            |                 |
| 370   | 1/21/2010 | 23:51:43 | 54.2 A   | 40-90 | 0:12:18 | 263026.7992    | 52.9     | 78.7             | 66.0             | 63.1            |                 |
| 371   | 1/21/2010 | 23:51:45 | 54.3 A   | 40-90 | 0:12:20 | 269153.4804    | 52.9     | 78.7             | 66.0             | 63.1            |                 |
| 372   | 1/21/2010 | 23:51:47 | 54 A     | 40-90 | 0:12:22 | 251188.6432    | 52.9     | 78.7             | 66.0             | 63.1            |                 |
| 373   | 1/21/2010 | 23:51:49 | 53.6 A   | 40-90 | 0:12:24 | 229086.7653    | 52.9     | 78.7             | 66.0             | 63.1            |                 |
| 374   | 1/21/2010 | 23:51:51 | 53.7 A   | 40-90 | 0:12:26 | 234422.8815    | 52.9     | 78.7             | 66.0             | 63.1            |                 |
| 375   | 1/21/2010 | 23:51:53 | 54.2 A   | 40-90 | 0:12:28 | 263026.7992    | 52.9     | 78.7             | 66.0             | 63.1            |                 |
| 376   | 1/21/2010 | 23:51:55 | 53.8 A   | 40-90 | 0:12:30 | 239883.2919    | 52.9     | 78.7             | 66.0             | 63.1            |                 |
| 377   | 1/21/2010 | 23:51:57 | 53.8 A   | 40-90 | 0:12:32 | 239883.2919    | 52.9     | 78.7             | 66.0             | 63.1            |                 |
| 378   | 1/21/2010 | 23:51:59 | 54.2 A   | 40-90 | 0:12:34 | 263026.7992    | 52.9     | 78.7             | 66.0             | 63.1            |                 |
| 379   | 1/21/2010 | 23:52:01 | 54 A     | 40-90 | 0:12:36 | 251188.6432    | 52.9     | 78.7             | 66.0             | 63.1            |                 |
| 380   | 1/21/2010 | 23:52:03 | 55.2 A   | 40-90 | 0:12:38 | 331131.1215    | 52.9     | 78.7             | 66.0             | 63.1            |                 |
| 381   | 1/21/2010 | 23:52:05 | 62.8 A   | 40-90 | 0:12:40 | 1905460.718    | 52.9     | 78.7             | 66.0             | 63.1            |                 |
| 382   | 1/21/2010 | 23:52:07 | 56.8 A   | 40-90 | 0:12:42 | 478630.0923    | 52.9     | 78.7             | 66.0             | 63.1            |                 |
| 383   | 1/21/2010 | 23:52:09 | 59.2 A   | 40-90 | 0:12:44 | 831763.7711    | 52.9     | 78.7             | 66.0             | 63.1            |                 |
| 384   | 1/21/2010 | 23:52:11 | 65.5 A   | 40-90 | 0:12:46 | 2548133.892    | 52.9     | 78.7             | 66.0             | 63.1            |                 |
| 385   | 1/21/2010 | 23:52:13 | 61.2 A   | 40-90 | 0:12:48 | 1318256.739    | 52.9     | 78.7             | 66.0             | 63.1            |                 |
| 386   | 1/21/2010 | 23:52:15 | 61.3 A   | 40-90 | 0:12:50 | 1348962.883    | 52.9     | 78.7             | 66.0             | 63.1            |                 |
| 387   | 1/21/2010 | 23:52:17 | 64.2 A   | 40-90 | 0:12:52 | 2630267.992    | 52.9     | 78.7             | 66.0             | 63.1            |                 |
| 388   | 1/21/2010 | 23:52:19 | 60.9 A   | 40-90 | 0:12:54 | 1230268.771    | 52.9     | 78.7             | 66.0             | 63.1            |                 |
| 389   | 1/21/2010 | 23:52:21 | 59.6 A   | 40-90 | 0:12:56 | 912010.8394    | 52.9     | 78.7             | 66.0             | 63.1            |                 |
| 390   | 1/21/2010 | 23:52:23 | 60.4 A   | 40-90 | 0:12:58 | 1096478.196    | 52.9     | 78.7             | 66.0             | 63.1            |                 |
| 391   | 1/21/2010 | 23:52:25 | 60.3 A   | 40-90 | 0:13:00 | 1071519.305    | 52.9     | 78.7             | 66.0             | 63.1            |                 |
| 392   | 1/21/2010 | 23:52:27 | 61 A     | 40-90 | 0:13:02 | 1258925.412    | 52.9     | 78.7             | 66.0             | 63.1            |                 |
| 393   | 1/21/2010 | 23:52:29 | 64.5 A   | 40-90 | 0:13:04 | 2818382.931    | 52.9     | 78.7             | 66.0             | 63.1            |                 |
| 394   | 1/21/2010 | 23:52:31 | 62.5 A   | 40-90 | 0:13:06 | 1778279.41     | 52.9     | 78.7             | 66.0             | 63.1            |                 |
| 395   | 1/21/2010 | 23:52:33 | 60.9 A   | 40-90 | 0:13:08 | 1230268.771    | 52.9     | 78.7             | 66.0             | 63.1            |                 |
| 396   | 1/21/2010 | 23:52:35 | 58.5 A   | 40-90 | 0:13:10 | 707945.7844    | 52.9     | 78.7             | 66.0             | 63.1            |                 |
| 397   | 1/21/2010 | 23:52:37 | 56.9 A   | 40-90 | 0:13:12 | 489778.8194    | 52.9     | 78.7             | 66.0             | 63.1            |                 |
| 398   | 1/21/2010 | 23:52:39 | 60.1 A   | 40-90 | 0:13:14 | 1023292.992    | 52.9     | 78.7             | 66.0             | 63.1            |                 |
| 399   | 1/21/2010 | 23:52:41 | 63.7 A   | 40-90 | 0:13:16 | 2344228.815    | 52.9     | 78.7             | 66.0             | 63.1            |                 |
| 400   | 1/21/2010 | 23:52:43 | 64.4 A   | 40-90 | 0:13:18 | 2754228.703    | 52.9     | 78.7             | 66.0             | 63.1            |                 |
| 401   | 1/21/2010 | 23:52:45 | 62.1 A   | 40-90 | 0:13:20 | 1621810.097    | 52.9     | 78.7             | 66.0             | 63.1            |                 |
| 402   | 1/21/2010 | 23:52:47 | 63.7 A   | 40-90 | 0:13:22 | 2344228.815    | 52.9     | 78.7             | 66.0             | 63.1            |                 |
| 403   | 1/21/2010 | 23:52:49 | 61.9 A   | 40-90 | 0:13:24 | 1548816.619    | 52.9     | 78.7             | 66.0             | 63.1            |                 |
| 404   | 1/21/2010 | 23:52:51 | 56.7 A   | 40-90 | 0:13:26 | 467735.1413    | 52.9     | 78.7             | 66.0             | 63.1            |                 |
| 405   | 1/21/2010 | 23:52:53 | 54.9 A   | 40-90 | 0:13:28 | 309029.5433    | 52.9     | 78.7             | 66.0             | 63.1            |                 |
| 406   | 1/21/2010 | 23:52:55 | 54.7 A   | 40-90 | 0:13:30 | 295120.9227    | 52.9     | 78.7             | 66.0             | 63.1            |                 |
| 407   | 1/21/2010 | 23:52:57 | 54 A     | 40-90 | 0:13:32 | 275422.8703    | 52.9     | 78.7             | 66.0             | 63.1            |                 |
| 408   | 1/21/2010 | 23:52:59 | 54.5 A   | 40-90 | 0:13:34 | 281838.2931    | 52.9     | 78.7             | 66.0             | 63.1            |                 |
| 409   | 1/21/2010 | 23:53:01 | 54.2 A   | 40-90 | 0:13:36 | 263026.7992    | 52.9     | 78.7             | 66.0             | 63.1            |                 |
| 410   | 1/21/2010 | 23:53:03 | 55.8 A   | 40-90 | 0:13:38 | 380189.3963    | 52.9     | 78.7             | 66.0             | 63.1            |                 |
| 411   | 1/21/2010 | 23:53:05 | 58.1 A   | 40-90 | 0:13:40 | 645654.223     | 52.9     | 78.7             | 66.0             | 63.1            |                 |
| 412   | 1/21/2010 | 23:53:07 | 66.1 A   | 40-90 | 0:13:42 | 4073802.778    | 52.9     | 78.7             | 66.0             | 63.1            |                 |
| 413   | 1/21/2010 | 23:53:09 | 67.4 A   | 40-90 | 0:13:44 | 5495408.739    | 52.9     | 78.7             | 66.0             | 63.1            |                 |
| 414   | 1/21/2010 | 23:53:11 | 66.6 A   | 40-90 | 0:13:46 | 4570881.896    | 52.9     | 78.7             | 66.0             | 63.1            |                 |
| 415   | 1/21/2010 | 23:53:13 | 64.9 A   | 40-90 | 0:13:48 | 3090295.4333   | 52.9     | 78.7             | 66.0             | 63.1            |                 |
| 416   | 1/21/2010 | 23:53:15 | 65.5 A   | 40-90 | 0:13:50 | 3548133.892    | 52.9     | 78.7             | 66.0             | 63.1            |                 |
| 417   | 1/21/2010 | 23:53:17 | 67.1 A   | 40-90 | 0:13:52 | 5128613.84     | 52.9     | 78.7             | 66.0             | 63.1            |                 |
| 418   | 1/21/2010 | 23:53:19 | 63.5 A   | 40-90 | 0:13:54 | 2238721.139    | 52.9     | 78.7             | 66.0             | 63.1            |                 |
| 419   | 1/21/2010 | 23:53:21 | 66.7 A   | 40-90 | 0:13:56 | 4677351.413    | 52.9     | 78.7             | 66.0             | 63.1            |                 |
| 420   | 1/21/2010 | 23:53:23 | 65.4 A   | 40-90 | 0:13:58 | 3467368.505    | 52.9     | 78.7             | 66.0             | 63.1            |                 |

## Receiver 1- Night

| Point | Date      | Time     | Pressure | Unit | Scale | Acumulate Time | 10^(1'A)     | L <sub>min</sub> | L <sub>max</sub> | L <sub>10</sub> | L <sub>eq</sub> |
|-------|-----------|----------|----------|------|-------|----------------|--------------|------------------|------------------|-----------------|-----------------|
| 421   | 1/21/2010 | 23:53:25 | 60.9     | A    | 40-90 | 0:14:00        | 1230258.7771 | 52.9             | 78.7             | 66.0            | 63.1            |
| 422   | 1/21/2010 | 23:53:27 | 60.6     | A    | 40-90 | 0:14:02        | 1148153.621  | 52.9             | 78.7             | 66.0            | 63.1            |
| 423   | 1/21/2010 | 23:53:29 | 60.8     | A    | 40-90 | 0:14:04        | 1202264.435  | 52.9             | 78.7             | 66.0            | 63.1            |
| 424   | 1/21/2010 | 23:53:31 | 69.5     | A    | 40-90 | 0:14:06        | 8912509.381  | 52.9             | 78.7             | 66.0            | 63.1            |
| 425   | 1/21/2010 | 23:53:33 | 63.3     | A    | 40-90 | 0:14:08        | 2137962.09   | 52.9             | 78.7             | 66.0            | 63.1            |
| 426   | 1/21/2010 | 23:53:35 | 58.7     | A    | 40-90 | 0:14:10        | 741310.2413  | 52.9             | 78.7             | 66.0            | 63.1            |
| 427   | 1/21/2010 | 23:53:37 | 59.4     | A    | 40-90 | 0:14:12        | 870963.59    | 52.9             | 78.7             | 66.0            | 63.1            |
| 428   | 1/21/2010 | 23:53:39 | 57.4     | A    | 40-90 | 0:14:14        | 549540.8739  | 52.9             | 78.7             | 66.0            | 63.1            |
| 429   | 1/21/2010 | 23:53:41 | 55.2     | A    | 40-90 | 0:14:16        | 331131.1215  | 52.9             | 78.7             | 66.0            | 63.1            |
| 430   | 1/21/2010 | 23:53:43 | 54.4     | A    | 40-90 | 0:14:18        | 275422.8703  | 52.9             | 78.7             | 66.0            | 63.1            |
| 431   | 1/21/2010 | 23:53:45 | 54.6     | A    | 40-90 | 0:14:20        | 288403.1503  | 52.9             | 78.7             | 66.0            | 63.1            |
| 432   | 1/21/2010 | 23:53:47 | 54.6     | A    | 40-90 | 0:14:22        | 288403.1503  | 52.9             | 78.7             | 66.0            | 63.1            |
| 433   | 1/21/2010 | 23:53:49 | 56.4     | A    | 40-90 | 0:14:24        | 436515.8322  | 52.9             | 78.7             | 66.0            | 63.1            |
| 434   | 1/21/2010 | 23:53:51 | 63.3     | A    | 40-90 | 0:14:26        | 2137962.09   | 52.9             | 78.7             | 66.0            | 63.1            |
| 435   | 1/21/2010 | 23:53:53 | 58.6     | A    | 40-90 | 0:14:28        | 724435.9601  | 52.9             | 78.7             | 66.0            | 63.1            |
| 436   | 1/21/2010 | 23:53:55 | 57.7     | A    | 40-90 | 0:14:30        | 588843.6554  | 52.9             | 78.7             | 66.0            | 63.1            |
| 437   | 1/21/2010 | 23:53:57 | 57.4     | A    | 40-90 | 0:14:32        | 549540.8739  | 52.9             | 78.7             | 66.0            | 63.1            |
| 438   | 1/21/2010 | 23:53:59 | 57       | A    | 40-90 | 0:14:34        | 501187.2336  | 52.9             | 78.7             | 66.0            | 63.1            |
| 439   | 1/21/2010 | 23:54:01 | 60.3     | A    | 40-90 | 0:14:36        | 1071519.305  | 52.9             | 78.7             | 66.0            | 63.1            |
| 440   | 1/21/2010 | 23:54:03 | 65.1     | A    | 40-90 | 0:14:38        | 3235936.569  | 52.9             | 78.7             | 66.0            | 63.1            |
| 441   | 1/21/2010 | 23:54:05 | 63.5     | A    | 40-90 | 0:14:40        | 2238721.139  | 52.9             | 78.7             | 66.0            | 63.1            |
| 442   | 1/21/2010 | 23:54:07 | 66.3     | A    | 40-90 | 0:14:42        | 4265795.188  | 52.9             | 78.7             | 66.0            | 63.1            |
| 443   | 1/21/2010 | 23:54:09 | 68.8     | A    | 40-90 | 0:14:44        | 758575.75    | 52.9             | 78.7             | 66.0            | 63.1            |
| 444   | 1/21/2010 | 23:54:11 | 65.1     | A    | 40-90 | 0:14:46        | 3235936.569  | 52.9             | 78.7             | 66.0            | 63.1            |
| 445   | 1/21/2010 | 23:54:13 | 63.2     | A    | 40-90 | 0:14:48        | 2089296.131  | 52.9             | 78.7             | 66.0            | 63.1            |
| 446   | 1/21/2010 | 23:54:15 | 62.5     | A    | 40-90 | 0:14:50        | 1778279.41   | 52.9             | 78.7             | 66.0            | 63.1            |
| 447   | 1/21/2010 | 23:54:17 | 59.4     | A    | 40-90 | 0:14:52        | 870963.59    | 52.9             | 78.7             | 66.0            | 63.1            |
| 448   | 1/21/2010 | 23:54:19 | 59.7     | A    | 40-90 | 0:14:54        | 933254.3008  | 52.9             | 78.7             | 66.0            | 63.1            |
| 449   | 1/21/2010 | 23:54:21 | 60.8     | A    | 40-90 | 0:14:56        | 1202264.435  | 52.9             | 78.7             | 66.0            | 63.1            |
| 450   | 1/21/2010 | 23:54:23 | 59.5     | A    | 40-90 | 0:14:58        | 891250.9381  | 52.9             | 78.7             | 66.0            | 63.1            |
| 451   | 1/21/2010 | 23:54:25 | 56.9     | A    | 40-90 | 0:15:00        | 489778.8194  | 52.9             | 78.7             | 66.0            | 63.1            |
| 452   | 1/21/2010 | 23:54:27 | 56.1     | A    | 40-90 | 0:15:02        | 407380.2778  | 52.9             | 78.7             | 66.0            | 63.1            |
| 453   | 1/21/2010 | 23:54:29 | 59.7     | A    | 40-90 | 0:15:04        | 933254.3008  | 52.9             | 78.7             | 66.0            | 63.1            |
| 454   | 1/21/2010 | 23:54:31 | 58.1     | A    | 40-90 | 0:15:06        | 645654.229   | 52.9             | 78.7             | 66.0            | 63.1            |
| 455   | 1/21/2010 | 23:54:33 | 60.6     | A    | 40-90 | 0:15:08        | 1148153.621  | 52.9             | 78.7             | 66.0            | 63.1            |
| 456   | 1/21/2010 | 23:54:35 | 61.6     | A    | 40-90 | 0:15:10        | 1445439.77   | 52.9             | 78.7             | 66.0            | 63.1            |
| 457   | 1/21/2010 | 23:54:37 | 62.1     | A    | 40-90 | 0:15:12        | 1621810.097  | 52.9             | 78.7             | 66.0            | 63.1            |
| 458   | 1/21/2010 | 23:54:39 | 64.6     | A    | 40-90 | 0:15:14        | 2884031.503  | 52.9             | 78.7             | 66.0            | 63.1            |
| 459   | 1/21/2010 | 23:54:41 | 62.8     | A    | 40-90 | 0:15:16        | 1905460.718  | 52.9             | 78.7             | 66.0            | 63.1            |
| 460   | 1/21/2010 | 23:54:43 | 62.9     | A    | 40-90 | 0:15:18        | 1949844.6    | 52.9             | 78.7             | 66.0            | 63.1            |
| 461   | 1/21/2010 | 23:54:45 | 63.5     | A    | 40-90 | 0:15:20        | 2238721.139  | 52.9             | 78.7             | 66.0            | 63.1            |
| 462   | 1/21/2010 | 23:54:47 | 63.7     | A    | 40-90 | 0:15:22        | 2344228.815  | 52.9             | 78.7             | 66.0            | 63.1            |
| 463   | 1/21/2010 | 23:54:49 | 60.5     | A    | 40-90 | 0:15:24        | 1122018.454  | 52.9             | 78.7             | 66.0            | 63.1            |
| 464   | 1/21/2010 | 23:54:51 | 59.4     | A    | 40-90 | 0:15:26        | 870963.59    | 52.9             | 78.7             | 66.0            | 63.1            |
| 465   | 1/21/2010 | 23:54:53 | 59.5     | A    | 40-90 | 0:15:28        | 891250.9381  | 52.9             | 78.7             | 66.0            | 63.1            |
| 466   | 1/21/2010 | 23:54:55 | 58.7     | A    | 40-90 | 0:15:30        | 741310.2413  | 52.9             | 78.7             | 66.0            | 63.1            |
| 467   | 1/21/2010 | 23:54:57 | 57.8     | A    | 40-90 | 0:15:32        | 602559.5861  | 52.9             | 78.7             | 66.0            | 63.1            |
| 468   | 1/21/2010 | 23:54:59 | 57.9     | A    | 40-90 | 0:15:34        | 616595.0019  | 52.9             | 78.7             | 66.0            | 63.1            |
| 469   | 1/21/2010 | 23:55:01 | 59.6     | A    | 40-90 | 0:15:36        | 912010.8394  | 52.9             | 78.7             | 66.0            | 63.1            |
| 470   | 1/21/2010 | 23:55:03 | 60.5     | A    | 40-90 | 0:15:38        | 1122018.454  | 52.9             | 78.7             | 66.0            | 63.1            |
| 471   | 1/21/2010 | 23:55:05 | 64.9     | A    | 40-90 | 0:15:40        | 3090295.433  | 52.9             | 78.7             | 66.0            | 63.1            |
| 472   | 1/21/2010 | 23:55:07 | 62.9     | A    | 40-90 | 0:15:42        | 1949844.6    | 52.9             | 78.7             | 66.0            | 63.1            |
| 473   | 1/21/2010 | 23:55:09 | 57       | A    | 40-90 | 0:15:44        | 501187.2336  | 52.9             | 78.7             | 66.0            | 63.1            |
| 474   | 1/21/2010 | 23:55:11 | 55.3     | A    | 40-90 | 0:15:46        | 338844.1561  | 52.9             | 78.7             | 66.0            | 63.1            |
| 475   | 1/21/2010 | 23:55:13 | 55       | A    | 40-90 | 0:15:48        | 316227.766   | 52.9             | 78.7             | 66.0            | 63.1            |
| 476   | 1/21/2010 | 23:55:15 | 55.1     | A    | 40-90 | 0:15:50        | 323593.6569  | 52.9             | 78.7             | 66.0            | 63.1            |
| 477   | 1/21/2010 | 23:55:17 | 55.2     | A    | 40-90 | 0:15:52        | 331131.1215  | 52.9             | 78.7             | 66.0            | 63.1            |
| 478   | 1/21/2010 | 23:55:19 | 54.7     | A    | 40-90 | 0:15:54        | 295120.9227  | 52.9             | 78.7             | 66.0            | 63.1            |
| 479   | 1/21/2010 | 23:55:21 | 54.3     | A    | 40-90 | 0:15:56        | 269153.4804  | 52.9             | 78.7             | 66.0            | 63.1            |
| 480   | 1/21/2010 | 23:55:23 | 54.7     | A    | 40-90 | 0:15:58        | 295120.9227  | 52.9             | 78.7             | 66.0            | 63.1            |



## Receiver 1- Night

| Point | Date      | Time     | Pressure | Unit | Scale | Acumulate Time | 10^(1'A)    | L <sub>min</sub> | L <sub>max</sub> | L <sub>10</sub> | L <sub>eq</sub> |
|-------|-----------|----------|----------|------|-------|----------------|-------------|------------------|------------------|-----------------|-----------------|
| 481   | 1/21/2010 | 23:55:25 | 55.1     | A    | 40-90 | 0:16:00        | 323593.6569 | 52.9             | 78.7             | 66.0            | 63.1            |
| 482   | 1/21/2010 | 23:55:27 | 61.2     | A    | 40-90 | 0:16:02        | 1318256.739 | 52.9             | 78.7             | 66.0            | 63.1            |
| 483   | 1/21/2010 | 23:55:29 | 65.4     | A    | 40-90 | 0:16:04        | 3467368.505 | 52.9             | 78.7             | 66.0            | 63.1            |
| 484   | 1/21/2010 | 23:55:31 | 61.9     | A    | 40-90 | 0:16:06        | 1548816.619 | 52.9             | 78.7             | 66.0            | 63.1            |
| 485   | 1/21/2010 | 23:55:33 | 67.5     | A    | 40-90 | 0:16:08        | 5623413.252 | 52.9             | 78.7             | 66.0            | 63.1            |
| 486   | 1/21/2010 | 23:55:35 | 64.4     | A    | 40-90 | 0:16:10        | 2754228.703 | 52.9             | 78.7             | 66.0            | 63.1            |
| 487   | 1/21/2010 | 23:55:37 | 65       | A    | 40-90 | 0:16:12        | 3162277.66  | 52.9             | 78.7             | 66.0            | 63.1            |
| 488   | 1/21/2010 | 23:55:39 | 66.7     | A    | 40-90 | 0:16:14        | 4677351.413 | 52.9             | 78.7             | 66.0            | 63.1            |
| 489   | 1/21/2010 | 23:55:41 | 63.2     | A    | 40-90 | 0:16:16        | 2089296.131 | 52.9             | 78.7             | 66.0            | 63.1            |
| 490   | 1/21/2010 | 23:55:43 | 62.2     | A    | 40-90 | 0:16:18        | 1659586.907 | 52.9             | 78.7             | 66.0            | 63.1            |
| 491   | 1/21/2010 | 23:55:45 | 58.1     | A    | 40-90 | 0:16:20        | 645654.229  | 52.9             | 78.7             | 66.0            | 63.1            |
| 492   | 1/21/2010 | 23:55:47 | 55.5     | A    | 40-90 | 0:16:22        | 354813.3892 | 52.9             | 78.7             | 66.0            | 63.1            |
| 493   | 1/21/2010 | 23:55:49 | 53.9     | A    | 40-90 | 0:16:24        | 245470.8916 | 52.9             | 78.7             | 66.0            | 63.1            |
| 494   | 1/21/2010 | 23:55:51 | 54.1     | A    | 40-90 | 0:16:26        | 257039.5783 | 52.9             | 78.7             | 66.0            | 63.1            |
| 495   | 1/21/2010 | 23:55:53 | 54.3     | A    | 40-90 | 0:16:28        | 269153.4804 | 52.9             | 78.7             | 66.0            | 63.1            |
| 496   | 1/21/2010 | 23:55:55 | 57.3     | A    | 40-90 | 0:16:30        | 537031.7964 | 52.9             | 78.7             | 66.0            | 63.1            |
| 497   | 1/21/2010 | 23:55:57 | 66.3     | A    | 40-90 | 0:16:32        | 4265795.188 | 52.9             | 78.7             | 66.0            | 63.1            |
| 498   | 1/21/2010 | 23:55:59 | 74.3     | A    | 40-90 | 0:16:34        | 26915348.04 | 52.9             | 78.7             | 66.0            | 63.1            |
| 499   | 1/21/2010 | 23:56:01 | 67       | A    | 40-90 | 0:16:36        | 5011872.336 | 52.9             | 78.7             | 66.0            | 63.1            |
| 500   | 1/21/2010 | 23:56:03 | 66       | A    | 40-90 | 0:16:38        | 3981071.706 | 52.9             | 78.7             | 66.0            | 63.1            |
| 501   | 1/21/2010 | 23:56:05 | 62.6     | A    | 40-90 | 0:16:40        | 1819700.859 | 52.9             | 78.7             | 66.0            | 63.1            |
| 502   | 1/21/2010 | 23:56:07 | 62.4     | A    | 40-90 | 0:16:42        | 1737800.829 | 52.9             | 78.7             | 66.0            | 63.1            |
| 503   | 1/21/2010 | 23:56:09 | 61.2     | A    | 40-90 | 0:16:44        | 1318256.739 | 52.9             | 78.7             | 66.0            | 63.1            |
| 504   | 1/21/2010 | 23:56:11 | 61.1     | A    | 40-90 | 0:16:46        | 1289249.552 | 52.9             | 78.7             | 66.0            | 63.1            |
| 505   | 1/21/2010 | 23:56:13 | 60.5     | A    | 40-90 | 0:16:48        | 1122018.454 | 52.9             | 78.7             | 66.0            | 63.1            |
| 506   | 1/21/2010 | 23:56:15 | 61.2     | A    | 40-90 | 0:16:50        | 1318256.739 | 52.9             | 78.7             | 66.0            | 63.1            |
| 507   | 1/21/2010 | 23:56:17 | 62.8     | A    | 40-90 | 0:16:52        | 1905460.718 | 52.9             | 78.7             | 66.0            | 63.1            |
| 508   | 1/21/2010 | 23:56:19 | 62.6     | A    | 40-90 | 0:16:54        | 1819700.859 | 52.9             | 78.7             | 66.0            | 63.1            |
| 509   | 1/21/2010 | 23:56:21 | 61.2     | A    | 40-90 | 0:16:56        | 1318256.739 | 52.9             | 78.7             | 66.0            | 63.1            |
| 510   | 1/21/2010 | 23:56:23 | 58.2     | A    | 40-90 | 0:16:58        | 660693.448  | 52.9             | 78.7             | 66.0            | 63.1            |
| 511   | 1/21/2010 | 23:56:25 | 58.9     | A    | 40-90 | 0:17:00        | 776247.1166 | 52.9             | 78.7             | 66.0            | 63.1            |
| 512   | 1/21/2010 | 23:56:27 | 60.4     | A    | 40-90 | 0:17:02        | 1096478.196 | 52.9             | 78.7             | 66.0            | 63.1            |
| 513   | 1/21/2010 | 23:56:29 | 58.7     | A    | 40-90 | 0:17:04        | 741310.2413 | 52.9             | 78.7             | 66.0            | 63.1            |
| 514   | 1/21/2010 | 23:56:31 | 57.4     | A    | 40-90 | 0:17:06        | 549540.8739 | 52.9             | 78.7             | 66.0            | 63.1            |
| 515   | 1/21/2010 | 23:56:33 | 57       | A    | 40-90 | 0:17:08        | 501187.2336 | 52.9             | 78.7             | 66.0            | 63.1            |
| 516   | 1/21/2010 | 23:56:35 | 54.8     | A    | 40-90 | 0:17:10        | 301995.172  | 52.9             | 78.7             | 66.0            | 63.1            |
| 517   | 1/21/2010 | 23:56:37 | 54.1     | A    | 40-90 | 0:17:12        | 257039.5783 | 52.9             | 78.7             | 66.0            | 63.1            |
| 518   | 1/21/2010 | 23:56:39 | 54.2     | A    | 40-90 | 0:17:14        | 263026.7992 | 52.9             | 78.7             | 66.0            | 63.1            |
| 519   | 1/21/2010 | 23:56:41 | 54.8     | A    | 40-90 | 0:17:16        | 301995.172  | 52.9             | 78.7             | 66.0            | 63.1            |
| 520   | 1/21/2010 | 23:56:43 | 56.6     | A    | 40-90 | 0:17:18        | 457088.1896 | 52.9             | 78.7             | 66.0            | 63.1            |
| 521   | 1/21/2010 | 23:56:45 | 56.5     | A    | 40-90 | 0:17:20        | 446683.5922 | 52.9             | 78.7             | 66.0            | 63.1            |
| 522   | 1/21/2010 | 23:56:47 | 57.7     | A    | 40-90 | 0:17:22        | 588843.6554 | 52.9             | 78.7             | 66.0            | 63.1            |
| 523   | 1/21/2010 | 23:56:49 | 58.3     | A    | 40-90 | 0:17:24        | 676082.9754 | 52.9             | 78.7             | 66.0            | 63.1            |
| 524   | 1/21/2010 | 23:56:51 | 57.5     | A    | 40-90 | 0:17:26        | 562341.3252 | 52.9             | 78.7             | 66.0            | 63.1            |
| 525   | 1/21/2010 | 23:56:53 | 56.3     | A    | 40-90 | 0:17:28        | 426579.5188 | 52.9             | 78.7             | 66.0            | 63.1            |
| 526   | 1/21/2010 | 23:56:55 | 56.2     | A    | 40-90 | 0:17:30        | 416869.3835 | 52.9             | 78.7             | 66.0            | 63.1            |
| 527   | 1/21/2010 | 23:56:57 | 56       | A    | 40-90 | 0:17:32        | 398107.706  | 52.9             | 78.7             | 66.0            | 63.1            |
| 528   | 1/21/2010 | 23:56:59 | 57       | A    | 40-90 | 0:17:34        | 501187.2336 | 52.9             | 78.7             | 66.0            | 63.1            |
| 529   | 1/21/2010 | 23:57:01 | 62.3     | A    | 40-90 | 0:17:36        | 1698243.652 | 52.9             | 78.7             | 66.0            | 63.1            |
| 530   | 1/21/2010 | 23:57:03 | 65.2     | A    | 40-90 | 0:17:38        | 3311311.215 | 52.9             | 78.7             | 66.0            | 63.1            |
| 531   | 1/21/2010 | 23:57:05 | 65.9     | A    | 40-90 | 0:17:40        | 3890451.45  | 52.9             | 78.7             | 66.0            | 63.1            |
| 532   | 1/21/2010 | 23:57:07 | 64.7     | A    | 40-90 | 0:17:42        | 2951209.227 | 52.9             | 78.7             | 66.0            | 63.1            |
| 533   | 1/21/2010 | 23:57:09 | 65.8     | A    | 40-90 | 0:17:44        | 3801893.963 | 52.9             | 78.7             | 66.0            | 63.1            |
| 534   | 1/21/2010 | 23:57:11 | 64.1     | A    | 40-90 | 0:17:46        | 2570395.783 | 52.9             | 78.7             | 66.0            | 63.1            |
| 535   | 1/21/2010 | 23:57:13 | 66.4     | A    | 40-90 | 0:17:48        | 4365158.322 | 52.9             | 78.7             | 66.0            | 63.1            |
| 536   | 1/21/2010 | 23:57:15 | 64.9     | A    | 40-90 | 0:17:50        | 3090295.433 | 52.9             | 78.7             | 66.0            | 63.1            |
| 537   | 1/21/2010 | 23:57:17 | 64.1     | A    | 40-90 | 0:17:52        | 2570395.783 | 52.9             | 78.7             | 66.0            | 63.1            |
| 538   | 1/21/2010 | 23:57:19 | 62.5     | A    | 40-90 | 0:17:54        | 1778279.41  | 52.9             | 78.7             | 66.0            | 63.1            |
| 539   | 1/21/2010 | 23:57:21 | 62.4     | A    | 40-90 | 0:17:56        | 1737800.829 | 52.9             | 78.7             | 66.0            | 63.1            |
| 540   | 1/21/2010 | 23:57:23 | 61.5     | A    | 40-90 | 0:17:58        | 1412537.545 | 52.9             | 78.7             | 66.0            | 63.1            |

## Receiver 1- Night

| Point | Date      | Time     | Pressure | Unit | Scale | Acumulate Time | 10^(1'A)    | L <sub>min</sub> | L <sub>max</sub> | L <sub>10</sub> | L <sub>eq</sub> |
|-------|-----------|----------|----------|------|-------|----------------|-------------|------------------|------------------|-----------------|-----------------|
| 541   | 1/21/2010 | 23:57:25 | 63.2     | A    | 40-90 | 0:18:00        | 2089296.131 | 52.9             | 78.7             | 66.0            | 63.1            |
| 542   | 1/21/2010 | 23:57:27 | 63.1     | A    | 40-90 | 0:18:02        | 2041737.945 | 52.9             | 78.7             | 66.0            | 63.1            |
| 543   | 1/21/2010 | 23:57:29 | 61.3     | A    | 40-90 | 0:18:04        | 1348962.883 | 52.9             | 78.7             | 66.0            | 63.1            |
| 544   | 1/21/2010 | 23:57:31 | 59.7     | A    | 40-90 | 0:18:06        | 933254.3008 | 52.9             | 78.7             | 66.0            | 63.1            |
| 545   | 1/21/2010 | 23:57:33 | 57.2     | A    | 40-90 | 0:18:08        | 524807.4602 | 52.9             | 78.7             | 66.0            | 63.1            |
| 546   | 1/21/2010 | 23:57:35 | 57.7     | A    | 40-90 | 0:18:10        | 588843.6554 | 52.9             | 78.7             | 66.0            | 63.1            |
| 547   | 1/21/2010 | 23:57:37 | 61.9     | A    | 40-90 | 0:18:12        | 1548816.619 | 52.9             | 78.7             | 66.0            | 63.1            |
| 548   | 1/21/2010 | 23:57:39 | 58.8     | A    | 40-90 | 0:18:14        | 758577.575  | 52.9             | 78.7             | 66.0            | 63.1            |
| 549   | 1/21/2010 | 23:57:41 | 59.5     | A    | 40-90 | 0:18:16        | 891250.9381 | 52.9             | 78.7             | 66.0            | 63.1            |
| 550   | 1/21/2010 | 23:57:43 | 59.4     | A    | 40-90 | 0:18:18        | 870963.59   | 52.9             | 78.7             | 66.0            | 63.1            |
| 551   | 1/21/2010 | 23:57:45 | 56.2     | A    | 40-90 | 0:18:20        | 416869.3835 | 52.9             | 78.7             | 66.0            | 63.1            |
| 552   | 1/21/2010 | 23:57:47 | 54.8     | A    | 40-90 | 0:18:22        | 301995.172  | 52.9             | 78.7             | 66.0            | 63.1            |
| 553   | 1/21/2010 | 23:57:49 | 54.1     | A    | 40-90 | 0:18:24        | 257039.5783 | 52.9             | 78.7             | 66.0            | 63.1            |
| 554   | 1/21/2010 | 23:57:51 | 53.9     | A    | 40-90 | 0:18:26        | 245470.8916 | 52.9             | 78.7             | 66.0            | 63.1            |
| 555   | 1/21/2010 | 23:57:53 | 53.8     | A    | 40-90 | 0:18:28        | 239883.2919 | 52.9             | 78.7             | 66.0            | 63.1            |
| 556   | 1/21/2010 | 23:57:55 | 53.6     | A    | 40-90 | 0:18:30        | 229086.7653 | 52.9             | 78.7             | 66.0            | 63.1            |
| 557   | 1/21/2010 | 23:57:57 | 53.8     | A    | 40-90 | 0:18:32        | 239883.2919 | 52.9             | 78.7             | 66.0            | 63.1            |
| 558   | 1/21/2010 | 23:57:59 | 52.9     | A    | 40-90 | 0:18:34        | 194984.46   | 52.9             | 78.7             | 66.0            | 63.1            |
| 559   | 1/21/2010 | 23:58:01 | 53       | A    | 40-90 | 0:18:36        | 199526.2315 | 52.9             | 78.7             | 66.0            | 63.1            |
| 560   | 1/21/2010 | 23:58:03 | 53.7     | A    | 40-90 | 0:18:38        | 234422.8815 | 52.9             | 78.7             | 66.0            | 63.1            |
| 561   | 1/21/2010 | 23:58:05 | 53.2     | A    | 40-90 | 0:18:40        | 208929.6131 | 52.9             | 78.7             | 66.0            | 63.1            |
| 562   | 1/21/2010 | 23:58:07 | 53.3     | A    | 40-90 | 0:18:42        | 213796.209  | 52.9             | 78.7             | 66.0            | 63.1            |
| 563   | 1/21/2010 | 23:58:09 | 53.4     | A    | 40-90 | 0:18:44        | 218776.1624 | 52.9             | 78.7             | 66.0            | 63.1            |
| 564   | 1/21/2010 | 23:58:11 | 53.7     | A    | 40-90 | 0:18:46        | 224422.8815 | 52.9             | 78.7             | 66.0            | 63.1            |
| 565   | 1/21/2010 | 23:58:13 | 56.3     | A    | 40-90 | 0:18:48        | 426579.5188 | 52.9             | 78.7             | 66.0            | 63.1            |
| 566   | 1/21/2010 | 23:58:15 | 60.9     | A    | 40-90 | 0:18:50        | 1230268.771 | 52.9             | 78.7             | 66.0            | 63.1            |
| 567   | 1/21/2010 | 23:58:17 | 58.2     | A    | 40-90 | 0:18:52        | 660693.448  | 52.9             | 78.7             | 66.0            | 63.1            |
| 568   | 1/21/2010 | 23:58:19 | 57.5     | A    | 40-90 | 0:18:54        | 562341.3252 | 52.9             | 78.7             | 66.0            | 63.1            |
| 569   | 1/21/2010 | 23:58:21 | 57.5     | A    | 40-90 | 0:18:56        | 562341.3252 | 52.9             | 78.7             | 66.0            | 63.1            |
| 570   | 1/21/2010 | 23:58:23 | 59.5     | A    | 40-90 | 0:18:58        | 891250.9381 | 52.9             | 78.7             | 66.0            | 63.1            |
| 571   | 1/21/2010 | 23:58:25 | 62.3     | A    | 40-90 | 0:19:00        | 1698243.652 | 52.9             | 78.7             | 66.0            | 63.1            |
| 572   | 1/21/2010 | 23:58:27 | 63.1     | A    | 40-90 | 0:19:02        | 2041737.945 | 52.9             | 78.7             | 66.0            | 63.1            |
| 573   | 1/21/2010 | 23:58:29 | 63.7     | A    | 40-90 | 0:19:04        | 234422.8815 | 52.9             | 78.7             | 66.0            | 63.1            |
| 574   | 1/21/2010 | 23:58:31 | 58.6     | A    | 40-90 | 0:19:06        | 724435.9601 | 52.9             | 78.7             | 66.0            | 63.1            |
| 575   | 1/21/2010 | 23:58:33 | 58       | A    | 40-90 | 0:19:08        | 630957.3445 | 52.9             | 78.7             | 66.0            | 63.1            |
| 576   | 1/21/2010 | 23:58:35 | 63.2     | A    | 40-90 | 0:19:10        | 2089296.131 | 52.9             | 78.7             | 66.0            | 63.1            |
| 577   | 1/21/2010 | 23:58:37 | 61.6     | A    | 40-90 | 0:19:12        | 1445439.771 | 52.9             | 78.7             | 66.0            | 63.1            |
| 578   | 1/21/2010 | 23:58:39 | 56.6     | A    | 40-90 | 0:19:14        | 457088.1896 | 52.9             | 78.7             | 66.0            | 63.1            |
| 579   | 1/21/2010 | 23:58:41 | 56.3     | A    | 40-90 | 0:19:16        | 426579.5188 | 52.9             | 78.7             | 66.0            | 63.1            |
| 580   | 1/21/2010 | 23:58:43 | 55.8     | A    | 40-90 | 0:19:18        | 380189.3963 | 52.9             | 78.7             | 66.0            | 63.1            |
| 581   | 1/21/2010 | 23:58:45 | 54.8     | A    | 40-90 | 0:19:20        | 301995.172  | 52.9             | 78.7             | 66.0            | 63.1            |
| 582   | 1/21/2010 | 23:58:47 | 54.9     | A    | 40-90 | 0:19:22        | 309029.5433 | 52.9             | 78.7             | 66.0            | 63.1            |
| 583   | 1/21/2010 | 23:58:49 | 56.5     | A    | 40-90 | 0:19:24        | 446693.5922 | 52.9             | 78.7             | 66.0            | 63.1            |
| 584   | 1/21/2010 | 23:58:51 | 59.9     | A    | 40-90 | 0:19:26        | 977237.221  | 52.9             | 78.7             | 66.0            | 63.1            |
| 585   | 1/21/2010 | 23:58:53 | 59.6     | A    | 40-90 | 0:19:28        | 912010.8394 | 52.9             | 78.7             | 66.0            | 63.1            |
| 586   | 1/21/2010 | 23:58:55 | 60.6     | A    | 40-90 | 0:19:30        | 1148153.621 | 52.9             | 78.7             | 66.0            | 63.1            |
| 587   | 1/21/2010 | 23:58:57 | 59.8     | A    | 40-90 | 0:19:32        | 954992.586  | 52.9             | 78.7             | 66.0            | 63.1            |
| 588   | 1/21/2010 | 23:58:59 | 56.4     | A    | 40-90 | 0:19:34        | 436515.8322 | 52.9             | 78.7             | 66.0            | 63.1            |
| 589   | 1/21/2010 | 23:59:01 | 56.1     | A    | 40-90 | 0:19:36        | 407380.2778 | 52.9             | 78.7             | 66.0            | 63.1            |
| 590   | 1/21/2010 | 23:59:03 | 55.7     | A    | 40-90 | 0:19:38        | 371535.2291 | 52.9             | 78.7             | 66.0            | 63.1            |
| 591   | 1/21/2010 | 23:59:05 | 55       | A    | 40-90 | 0:19:40        | 316227.766  | 52.9             | 78.7             | 66.0            | 63.1            |
| 592   | 1/21/2010 | 23:59:07 | 53.9     | A    | 40-90 | 0:19:42        | 245470.8916 | 52.9             | 78.7             | 66.0            | 63.1            |
| 593   | 1/21/2010 | 23:59:09 | 53.8     | A    | 40-90 | 0:19:44        | 239883.2919 | 52.9             | 78.7             | 66.0            | 63.1            |
| 594   | 1/21/2010 | 23:59:11 | 53.8     | A    | 40-90 | 0:19:46        | 239883.2919 | 52.9             | 78.7             | 66.0            | 63.1            |
| 595   | 1/21/2010 | 23:59:13 | 53.9     | A    | 40-90 | 0:19:48        | 245470.8916 | 52.9             | 78.7             | 66.0            | 63.1            |
| 596   | 1/21/2010 | 23:59:15 | 54.7     | A    | 40-90 | 0:19:50        | 295120.9227 | 52.9             | 78.7             | 66.0            | 63.1            |
| 597   | 1/21/2010 | 23:59:17 | 55.6     | A    | 40-90 | 0:19:52        | 363078.0548 | 52.9             | 78.7             | 66.0            | 63.1            |
| 598   | 1/21/2010 | 23:59:19 | 57.2     | A    | 40-90 | 0:19:54        | 524807.4602 | 52.9             | 78.7             | 66.0            | 63.1            |
| 599   | 1/21/2010 | 23:59:21 | 62.1     | A    | 40-90 | 0:19:56        | 1621810.097 | 52.9             | 78.7             | 66.0            | 63.1            |
| 600   | 1/21/2010 | 23:59:23 | 60.3     | A    | 40-90 | 0:19:58        | 1071519.305 | 52.9             | 78.7             | 66.0            | 63.1            |

## Receiver 1- Night

| Point | Date      | Time     | Pressure | Unit | Scale | Accumulate Time | 10 <sup>^</sup> (L <sub>A</sub> ) | L <sub>min</sub> | L <sub>max</sub> | L <sub>10</sub> | L <sub>eq</sub> |
|-------|-----------|----------|----------|------|-------|-----------------|-----------------------------------|------------------|------------------|-----------------|-----------------|
| 601   | 1/21/2010 | 23:59:25 | 61.6     | A    | 40-90 | 0:20:00         | 1445439.7771                      | 52.9             | 78.7             | 66.0            | 63.1            |
| 602   | 1/21/2010 | 23:59:27 | 57.4     | A    | 40-90 | 0:20:02         | 549540.8739                       | 52.9             | 78.7             | 66.0            | 63.1            |
| 603   | 1/21/2010 | 23:59:29 | 54.2     | A    | 40-90 | 0:20:04         | 263026.7992                       | 52.9             | 78.7             | 66.0            | 63.1            |
| 604   | 1/21/2010 | 23:59:31 | 53.4     | A    | 40-90 | 0:20:06         | 218776.1624                       | 52.9             | 78.7             | 66.0            | 63.1            |
| 605   | 1/21/2010 | 23:59:33 | 54.3     | A    | 40-90 | 0:20:08         | 269153.4804                       | 52.9             | 78.7             | 66.0            | 63.1            |
| 606   | 1/21/2010 | 23:59:35 | 54.7     | A    | 40-90 | 0:20:10         | 295120.9227                       | 52.9             | 78.7             | 66.0            | 63.1            |
| 607   | 1/21/2010 | 23:59:37 | 54.2     | A    | 40-90 | 0:20:12         | 263026.7992                       | 52.9             | 78.7             | 66.0            | 63.1            |
| 608   | 1/21/2010 | 23:59:39 | 56.6     | A    | 40-90 | 0:20:14         | 457088.1896                       | 52.9             | 78.7             | 66.0            | 63.1            |
| 609   | 1/21/2010 | 23:59:41 | 60.7     | A    | 40-90 | 0:20:16         | 1174897.555                       | 52.9             | 78.7             | 66.0            | 63.1            |
| 610   | 1/21/2010 | 23:59:43 | 65.7     | A    | 40-90 | 0:20:18         | 3715352.291                       | 52.9             | 78.7             | 66.0            | 63.1            |
| 611   | 1/21/2010 | 23:59:45 | 63.4     | A    | 40-90 | 0:20:20         | 2187761.624                       | 52.9             | 78.7             | 66.0            | 63.1            |
| 612   | 1/21/2010 | 23:59:47 | 63.4     | A    | 40-90 | 0:20:22         | 2187761.624                       | 52.9             | 78.7             | 66.0            | 63.1            |
| 613   | 1/21/2010 | 23:59:49 | 62.4     | A    | 40-90 | 0:20:24         | 1737800.829                       | 52.9             | 78.7             | 66.0            | 63.1            |
| 614   | 1/21/2010 | 23:59:51 | 62.7     | A    | 40-90 | 0:20:26         | 1862807.137                       | 52.9             | 78.7             | 66.0            | 63.1            |
| 615   | 1/21/2010 | 23:59:53 | 64.7     | A    | 40-90 | 0:20:28         | 2951209.227                       | 52.9             | 78.7             | 66.0            | 63.1            |
| 616   | 1/21/2010 | 23:59:55 | 58.4     | A    | 40-90 | 0:20:30         | 691830.9709                       | 52.9             | 78.7             | 66.0            | 63.1            |
| 617   | 1/21/2010 | 23:59:57 | 57.7     | A    | 40-90 | 0:20:32         | 588843.6554                       | 52.9             | 78.7             | 66.0            | 63.1            |
| 618   | 1/21/2010 | 23:59:59 | 58.3     | A    | 40-90 | 0:20:34         | 676082.9754                       | 52.9             | 78.7             | 66.0            | 63.1            |
| 619   | 1/21/2010 | 0:00:01  | 63       | A    | 40-90 | #####           | 1995262.315                       | 52.9             | 78.7             | 66.0            | 63.1            |
| 620   | 1/21/2010 | 0:00:03  | 68.4     | A    | 40-90 | #####           | 6918309.709                       | 52.9             | 78.7             | 66.0            | 63.1            |
| 621   | 1/21/2010 | 0:00:05  | 66.5     | A    | 40-90 | #####           | 4466835.922                       | 52.9             | 78.7             | 66.0            | 63.1            |
| 622   | 1/21/2010 | 0:00:07  | 57.2     | A    | 40-90 | #####           | 524807.4602                       | 52.9             | 78.7             | 66.0            | 63.1            |
| 623   | 1/21/2010 | 0:00:09  | 53.3     | A    | 40-90 | #####           | 213796.209                        | 52.9             | 78.7             | 66.0            | 63.1            |
| 624   | 1/21/2010 | 0:00:11  | 53.2     | A    | 40-90 | #####           | 208929.6131                       | 52.9             | 78.7             | 66.0            | 63.1            |
| 625   | 1/21/2010 | 0:00:13  | 53.7     | A    | 40-90 | #####           | 234422.8815                       | 52.9             | 78.7             | 66.0            | 63.1            |
| 626   | 1/21/2010 | 0:00:15  | 54.3     | A    | 40-90 | #####           | 269153.4804                       | 52.9             | 78.7             | 66.0            | 63.1            |
| 627   | 1/21/2010 | 0:00:17  | 57.7     | A    | 40-90 | #####           | 588843.6554                       | 52.9             | 78.7             | 66.0            | 63.1            |
| 628   | 1/21/2010 | 0:00:19  | 61       | A    | 40-90 | #####           | 1258925.412                       | 52.9             | 78.7             | 66.0            | 63.1            |
| 629   | 1/21/2010 | 0:00:21  | 63.8     | A    | 40-90 | #####           | 2398832.919                       | 52.9             | 78.7             | 66.0            | 63.1            |
| 630   | 1/21/2010 | 0:00:23  | 65.7     | A    | 40-90 | #####           | 3715352.291                       | 52.9             | 78.7             | 66.0            | 63.1            |
| 631   | 1/21/2010 | 0:00:25  | 60.5     | A    | 40-90 | #####           | 1122018.454                       | 52.9             | 78.7             | 66.0            | 63.1            |
| 632   | 1/21/2010 | 0:00:27  | 61.9     | A    | 40-90 | #####           | 1548816.619                       | 52.9             | 78.7             | 66.0            | 63.1            |
| 633   | 1/21/2010 | 0:00:29  | 62.9     | A    | 40-90 | #####           | 1949844.6                         | 52.9             | 78.7             | 66.0            | 63.1            |
| 634   | 1/21/2010 | 0:00:31  | 57.7     | A    | 40-90 | #####           | 588843.6554                       | 52.9             | 78.7             | 66.0            | 63.1            |
| 635   | 1/21/2010 | 0:00:33  | 53.7     | A    | 40-90 | #####           | 234422.8815                       | 52.9             | 78.7             | 66.0            | 63.1            |
| 636   | 1/21/2010 | 0:00:35  | 54.7     | A    | 40-90 | #####           | 295120.9227                       | 52.9             | 78.7             | 66.0            | 63.1            |
| 637   | 1/21/2010 | 0:00:37  | 54.5     | A    | 40-90 | #####           | 281838.2931                       | 52.9             | 78.7             | 66.0            | 63.1            |
| 638   | 1/21/2010 | 0:00:39  | 54.4     | A    | 40-90 | #####           | 275422.8703                       | 52.9             | 78.7             | 66.0            | 63.1            |
| 639   | 1/21/2010 | 0:00:41  | 54.3     | A    | 40-90 | #####           | 269153.4804                       | 52.9             | 78.7             | 66.0            | 63.1            |
| 640   | 1/21/2010 | 0:00:43  | 54.4     | A    | 40-90 | #####           | 275422.8703                       | 52.9             | 78.7             | 66.0            | 63.1            |
| 641   | 1/21/2010 | 0:00:45  | 54.3     | A    | 40-90 | #####           | 269153.4804                       | 52.9             | 78.7             | 66.0            | 63.1            |
| 642   | 1/21/2010 | 0:00:47  | 54.4     | A    | 40-90 | #####           | 275422.8703                       | 52.9             | 78.7             | 66.0            | 63.1            |
| 643   | 1/21/2010 | 0:00:49  | 54.6     | A    | 40-90 | #####           | 288403.1503                       | 52.9             | 78.7             | 66.0            | 63.1            |
| 644   | 1/21/2010 | 0:00:51  | 54.2     | A    | 40-90 | #####           | 263026.7992                       | 52.9             | 78.7             | 66.0            | 63.1            |
| 645   | 1/21/2010 | 0:00:53  | 55.5     | A    | 40-90 | #####           | 354813.3892                       | 52.9             | 78.7             | 66.0            | 63.1            |
| 646   | 1/21/2010 | 0:00:55  | 58.3     | A    | 40-90 | #####           | 676082.9754                       | 52.9             | 78.7             | 66.0            | 63.1            |
| 647   | 1/21/2010 | 0:00:57  | 57.6     | A    | 40-90 | #####           | 575439.9373                       | 52.9             | 78.7             | 66.0            | 63.1            |
| 648   | 1/21/2010 | 0:00:59  | 57.5     | A    | 40-90 | #####           | 562341.3252                       | 52.9             | 78.7             | 66.0            | 63.1            |
| 649   | 1/21/2010 | 0:01:01  | 59.1     | A    | 40-90 | #####           | 812830.5162                       | 52.9             | 78.7             | 66.0            | 63.1            |
| 650   | 1/21/2010 | 0:01:03  | 57.3     | A    | 40-90 | #####           | 537031.7964                       | 52.9             | 78.7             | 66.0            | 63.1            |
| 651   | 1/21/2010 | 0:01:05  | 55.9     | A    | 40-90 | #####           | 389045.145                        | 52.9             | 78.7             | 66.0            | 63.1            |
| 652   | 1/21/2010 | 0:01:07  | 55.1     | A    | 40-90 | #####           | 323593.6569                       | 52.9             | 78.7             | 66.0            | 63.1            |
| 653   | 1/21/2010 | 0:01:09  | 54.4     | A    | 40-90 | #####           | 275422.8703                       | 52.9             | 78.7             | 66.0            | 63.1            |
| 654   | 1/21/2010 | 0:01:11  | 55.2     | A    | 40-90 | #####           | 331131.1215                       | 52.9             | 78.7             | 66.0            | 63.1            |
| 655   | 1/21/2010 | 0:01:13  | 54.8     | A    | 40-90 | #####           | 301995.172                        | 52.9             | 78.7             | 66.0            | 63.1            |
| 656   | 1/21/2010 | 0:01:15  | 55.7     | A    | 40-90 | #####           | 371535.2291                       | 52.9             | 78.7             | 66.0            | 63.1            |
| 657   | 1/21/2010 | 0:01:17  | 57.8     | A    | 40-90 | #####           | 602559.5861                       | 52.9             | 78.7             | 66.0            | 63.1            |
| 658   | 1/21/2010 | 0:01:19  | 62.4     | A    | 40-90 | #####           | 1737800.829                       | 52.9             | 78.7             | 66.0            | 63.1            |
| 659   | 1/21/2010 | 0:01:21  | 65.1     | A    | 40-90 | #####           | 3235936.569                       | 52.9             | 78.7             | 66.0            | 63.1            |
| 660   | 1/21/2010 | 0:01:23  | 61       | A    | 40-90 | #####           | 1258925.412                       | 52.9             | 78.7             | 66.0            | 63.1            |

## Receiver 1- Night

| Point | Date      | Time    | Pressure | Unit | Scale | Accumulate Time | 10^(1'A)    | L <sub>min</sub> | L <sub>max</sub> | L <sub>10</sub> | L <sub>eq</sub> |
|-------|-----------|---------|----------|------|-------|-----------------|-------------|------------------|------------------|-----------------|-----------------|
| 661   | 1/21/2010 | 0:01:25 | 62.7     | A    | 40-90 | #####           | 1862087.137 | 52.9             | 78.7             | 66.0            | 63.1            |
| 662   | 1/21/2010 | 0:01:27 | 62.1     | A    | 40-90 | #####           | 1621810.097 | 52.9             | 78.7             | 66.0            | 63.1            |
| 663   | 1/21/2010 | 0:01:29 | 58.4     | A    | 40-90 | #####           | 691830.9709 | 52.9             | 78.7             | 66.0            | 63.1            |
| 664   | 1/21/2010 | 0:01:31 | 56.2     | A    | 40-90 | #####           | 416869.3835 | 52.9             | 78.7             | 66.0            | 63.1            |
| 665   | 1/21/2010 | 0:01:33 | 55.2     | A    | 40-90 | #####           | 331131.1215 | 52.9             | 78.7             | 66.0            | 63.1            |
| 666   | 1/21/2010 | 0:01:35 | 54.7     | A    | 40-90 | #####           | 295120.9227 | 52.9             | 78.7             | 66.0            | 63.1            |
| 667   | 1/21/2010 | 0:01:37 | 54.5     | A    | 40-90 | #####           | 281838.2931 | 52.9             | 78.7             | 66.0            | 63.1            |
| 668   | 1/21/2010 | 0:01:39 | 54.3     | A    | 40-90 | #####           | 269153.4804 | 52.9             | 78.7             | 66.0            | 63.1            |
| 669   | 1/21/2010 | 0:01:41 | 54.4     | A    | 40-90 | #####           | 275422.8703 | 52.9             | 78.7             | 66.0            | 63.1            |
| 670   | 1/21/2010 | 0:01:43 | 54       | A    | 40-90 | #####           | 251188.6432 | 52.9             | 78.7             | 66.0            | 63.1            |
| 671   | 1/21/2010 | 0:01:45 | 54.3     | A    | 40-90 | #####           | 269153.4804 | 52.9             | 78.7             | 66.0            | 63.1            |
| 672   | 1/21/2010 | 0:01:47 | 56.3     | A    | 40-90 | #####           | 426579.5188 | 52.9             | 78.7             | 66.0            | 63.1            |
| 673   | 1/21/2010 | 0:01:49 | 59.5     | A    | 40-90 | #####           | 891250.9381 | 52.9             | 78.7             | 66.0            | 63.1            |
| 674   | 1/21/2010 | 0:01:51 | 62.7     | A    | 40-90 | #####           | 1862087.137 | 52.9             | 78.7             | 66.0            | 63.1            |
| 675   | 1/21/2010 | 0:01:53 | 66.7     | A    | 40-90 | #####           | 4677351.413 | 52.9             | 78.7             | 66.0            | 63.1            |
| 676   | 1/21/2010 | 0:01:55 | 66       | A    | 40-90 | #####           | 3981071.706 | 52.9             | 78.7             | 66.0            | 63.1            |
| 677   | 1/21/2010 | 0:01:57 | 67.6     | A    | 40-90 | #####           | 5754399.373 | 52.9             | 78.7             | 66.0            | 63.1            |
| 678   | 1/21/2010 | 0:01:59 | 72.8     | A    | 40-90 | #####           | 19054607.18 | 52.9             | 78.7             | 66.0            | 63.1            |
| 679   | 1/21/2010 | 0:02:01 | 73.7     | A    | 40-90 | #####           | 23442288.15 | 52.9             | 78.7             | 66.0            | 63.1            |
| 680   | 1/21/2010 | 0:02:03 | 71.3     | A    | 40-90 | #####           | 13489628.83 | 52.9             | 78.7             | 66.0            | 63.1            |
| 681   | 1/21/2010 | 0:02:05 | 68.2     | A    | 40-90 | #####           | 6606934.48  | 52.9             | 78.7             | 66.0            | 63.1            |
| 682   | 1/21/2010 | 0:02:07 | 67.5     | A    | 40-90 | #####           | 5623413.252 | 52.9             | 78.7             | 66.0            | 63.1            |
| 683   | 1/21/2010 | 0:02:09 | 67       | A    | 40-90 | #####           | 5011872.336 | 52.9             | 78.7             | 66.0            | 63.1            |
| 684   | 1/21/2010 | 0:02:11 | 63.2     | A    | 40-90 | #####           | 2089296.131 | 52.9             | 78.7             | 66.0            | 63.1            |
| 685   | 1/21/2010 | 0:02:13 | 62.7     | A    | 40-90 | #####           | 1862087.137 | 52.9             | 78.7             | 66.0            | 63.1            |
| 686   | 1/21/2010 | 0:02:15 | 65.6     | A    | 40-90 | #####           | 3630780.548 | 52.9             | 78.7             | 66.0            | 63.1            |
| 687   | 1/21/2010 | 0:02:17 | 63.3     | A    | 40-90 | #####           | 2137962.09  | 52.9             | 78.7             | 66.0            | 63.1            |
| 688   | 1/21/2010 | 0:02:19 | 61.7     | A    | 40-90 | #####           | 1479108.388 | 52.9             | 78.7             | 66.0            | 63.1            |
| 689   | 1/21/2010 | 0:02:21 | 60       | A    | 40-90 | #####           | 1000000     | 52.9             | 78.7             | 66.0            | 63.1            |
| 690   | 1/21/2010 | 0:02:23 | 56.7     | A    | 40-90 | #####           | 467735.1413 | 52.9             | 78.7             | 66.0            | 63.1            |
| 691   | 1/21/2010 | 0:02:25 | 55.5     | A    | 40-90 | #####           | 354813.3892 | 52.9             | 78.7             | 66.0            | 63.1            |
| 692   | 1/21/2010 | 0:02:27 | 54.3     | A    | 40-90 | #####           | 269153.4804 | 52.9             | 78.7             | 66.0            | 63.1            |
| 693   | 1/21/2010 | 0:02:29 | 54.6     | A    | 40-90 | #####           | 288403.1503 | 52.9             | 78.7             | 66.0            | 63.1            |
| 694   | 1/21/2010 | 0:02:31 | 55.2     | A    | 40-90 | #####           | 331131.1215 | 52.9             | 78.7             | 66.0            | 63.1            |
| 695   | 1/21/2010 | 0:02:33 | 54.3     | A    | 40-90 | #####           | 269153.4804 | 52.9             | 78.7             | 66.0            | 63.1            |
| 696   | 1/21/2010 | 0:02:35 | 54.4     | A    | 40-90 | #####           | 275422.8703 | 52.9             | 78.7             | 66.0            | 63.1            |
| 697   | 1/21/2010 | 0:02:37 | 55.1     | A    | 40-90 | #####           | 323593.6569 | 52.9             | 78.7             | 66.0            | 63.1            |
| 698   | 1/21/2010 | 0:02:39 | 54.3     | A    | 40-90 | #####           | 269153.4804 | 52.9             | 78.7             | 66.0            | 63.1            |
| 699   | 1/21/2010 | 0:02:41 | 54.3     | A    | 40-90 | #####           | 269153.4804 | 52.9             | 78.7             | 66.0            | 63.1            |
| 700   | 1/21/2010 | 0:02:43 | 53.8     | A    | 40-90 | #####           | 239883.2919 | 52.9             | 78.7             | 66.0            | 63.1            |
| 701   | 1/21/2010 | 0:02:45 | 53.3     | A    | 40-90 | #####           | 213796.209  | 52.9             | 78.7             | 66.0            | 63.1            |
| 702   | 1/21/2010 | 0:02:47 | 53.2     | A    | 40-90 | #####           | 208929.6131 | 52.9             | 78.7             | 66.0            | 63.1            |
| 703   | 1/21/2010 | 0:02:49 | 53.6     | A    | 40-90 | #####           | 229086.7653 | 52.9             | 78.7             | 66.0            | 63.1            |
| 704   | 1/21/2010 | 0:02:51 | 53.1     | A    | 40-90 | #####           | 204173.7945 | 52.9             | 78.7             | 66.0            | 63.1            |
| 705   | 1/21/2010 | 0:02:53 | 53.2     | A    | 40-90 | #####           | 208929.6131 | 52.9             | 78.7             | 66.0            | 63.1            |
| 706   | 1/21/2010 | 0:02:55 | 54.4     | A    | 40-90 | #####           | 275422.8703 | 52.9             | 78.7             | 66.0            | 63.1            |
| 707   | 1/21/2010 | 0:02:57 | 53.6     | A    | 40-90 | #####           | 269153.4804 | 52.9             | 78.7             | 66.0            | 63.1            |
| 708   | 1/21/2010 | 0:02:59 | 53.6     | A    | 40-90 | #####           | 229086.7653 | 52.9             | 78.7             | 66.0            | 63.1            |
| 709   | 1/21/2010 | 0:03:01 | 53.5     | A    | 40-90 | #####           | 223872.1139 | 52.9             | 78.7             | 66.0            | 63.1            |
| 710   | 1/21/2010 | 0:03:03 | 54.2     | A    | 40-90 | #####           | 263026.7992 | 52.9             | 78.7             | 66.0            | 63.1            |
| 711   | 1/21/2010 | 0:03:05 | 55.6     | A    | 40-90 | #####           | 363078.0543 | 52.9             | 78.7             | 66.0            | 63.1            |
| 712   | 1/21/2010 | 0:03:07 | 60.3     | A    | 40-90 | #####           | 1071519.305 | 52.9             | 78.7             | 66.0            | 63.1            |
| 713   | 1/21/2010 | 0:03:09 | 61.1     | A    | 40-90 | #####           | 1288249.552 | 52.9             | 78.7             | 66.0            | 63.1            |
| 714   | 1/21/2010 | 0:03:11 | 61.7     | A    | 40-90 | #####           | 1479108.388 | 52.9             | 78.7             | 66.0            | 63.1            |
| 715   | 1/21/2010 | 0:03:13 | 60.7     | A    | 40-90 | #####           | 1174897.555 | 52.9             | 78.7             | 66.0            | 63.1            |
| 716   | 1/21/2010 | 0:03:15 | 59.9     | A    | 40-90 | #####           | 977237.221  | 52.9             | 78.7             | 66.0            | 63.1            |
| 717   | 1/21/2010 | 0:03:17 | 59.7     | A    | 40-90 | #####           | 933254.3008 | 52.9             | 78.7             | 66.0            | 63.1            |
| 718   | 1/21/2010 | 0:03:19 | 59       | A    | 40-90 | #####           | 794328.2347 | 52.9             | 78.7             | 66.0            | 63.1            |
| 719   | 1/21/2010 | 0:03:21 | 57.9     | A    | 40-90 | #####           | 616595.0019 | 52.9             | 78.7             | 66.0            | 63.1            |
| 720   | 1/21/2010 | 0:03:23 | 57.8     | A    | 40-90 | #####           | 602559.5861 | 52.9             | 78.7             | 66.0            | 63.1            |

## Receiver 1- Night

| Point | Date      | Time    | Pressure | Unit | Scale | Accumulate Time | 10 <sup>^(1/A)</sup> | L <sub>min</sub> | L <sub>max</sub> | L <sub>10</sub> | L <sub>eq</sub> |
|-------|-----------|---------|----------|------|-------|-----------------|----------------------|------------------|------------------|-----------------|-----------------|
| 721   | 1/21/2010 | 0:03:25 | 57.8     | A    | 40-90 | #####           | 602559.5861          | 52.9             | 78.7             | 66.0            | 63.1            |
| 722   | 1/21/2010 | 0:03:27 | 56.2     | A    | 40-90 | #####           | 416869.3835          | 52.9             | 78.7             | 66.0            | 63.1            |
| 723   | 1/21/2010 | 0:03:29 | 57.1     | A    | 40-90 | #####           | 512861.384           | 52.9             | 78.7             | 66.0            | 63.1            |
| 724   | 1/21/2010 | 0:03:31 | 56.8     | A    | 40-90 | #####           | 478630.0923          | 52.9             | 78.7             | 66.0            | 63.1            |
| 725   | 1/21/2010 | 0:03:33 | 56.3     | A    | 40-90 | #####           | 426579.5188          | 52.9             | 78.7             | 66.0            | 63.1            |
| 726   | 1/21/2010 | 0:03:35 | 56.4     | A    | 40-90 | #####           | 436515.8322          | 52.9             | 78.7             | 66.0            | 63.1            |
| 727   | 1/21/2010 | 0:03:37 | 55.8     | A    | 40-90 | #####           | 380189.3963          | 52.9             | 78.7             | 66.0            | 63.1            |
| 728   | 1/21/2010 | 0:03:39 | 55.1     | A    | 40-90 | #####           | 323593.6569          | 52.9             | 78.7             | 66.0            | 63.1            |
| 729   | 1/21/2010 | 0:03:41 | 54.8     | A    | 40-90 | #####           | 301995.172           | 52.9             | 78.7             | 66.0            | 63.1            |
| 730   | 1/21/2010 | 0:03:43 | 54.2     | A    | 40-90 | #####           | 263026.7992          | 52.9             | 78.7             | 66.0            | 63.1            |
| 731   | 1/21/2010 | 0:03:45 | 54.3     | A    | 40-90 | #####           | 269153.4804          | 52.9             | 78.7             | 66.0            | 63.1            |
| 732   | 1/21/2010 | 0:03:47 | 54.4     | A    | 40-90 | #####           | 275422.8703          | 52.9             | 78.7             | 66.0            | 63.1            |
| 733   | 1/21/2010 | 0:03:49 | 57.7     | A    | 40-90 | #####           | 588843.6554          | 52.9             | 78.7             | 66.0            | 63.1            |
| 734   | 1/21/2010 | 0:03:51 | 60.8     | A    | 40-90 | #####           | 1202264.435          | 52.9             | 78.7             | 66.0            | 63.1            |
| 735   | 1/21/2010 | 0:03:53 | 58.9     | A    | 40-90 | #####           | 776247.1166          | 52.9             | 78.7             | 66.0            | 63.1            |
| 736   | 1/21/2010 | 0:03:55 | 57.3     | A    | 40-90 | #####           | 537031.7964          | 52.9             | 78.7             | 66.0            | 63.1            |
| 737   | 1/21/2010 | 0:03:57 | 59.7     | A    | 40-90 | #####           | 933254.3008          | 52.9             | 78.7             | 66.0            | 63.1            |
| 738   | 1/21/2010 | 0:03:59 | 62.1     | A    | 40-90 | #####           | 1621810.097          | 52.9             | 78.7             | 66.0            | 63.1            |
| 739   | 1/21/2010 | 0:04:01 | 64       | A    | 40-90 | #####           | 2511886.432          | 52.9             | 78.7             | 66.0            | 63.1            |
| 740   | 1/21/2010 | 0:04:03 | 59.5     | A    | 40-90 | #####           | 891250.9381          | 52.9             | 78.7             | 66.0            | 63.1            |
| 741   | 1/21/2010 | 0:04:05 | 59.9     | A    | 40-90 | #####           | 977237.221           | 52.9             | 78.7             | 66.0            | 63.1            |
| 742   | 1/21/2010 | 0:04:07 | 59.1     | A    | 40-90 | #####           | 812830.5162          | 52.9             | 78.7             | 66.0            | 63.1            |
| 743   | 1/21/2010 | 0:04:09 | 58.6     | A    | 40-90 | #####           | 724435.9601          | 52.9             | 78.7             | 66.0            | 63.1            |
| 744   | 1/21/2010 | 0:04:11 | 64.9     | A    | 40-90 | #####           | 3090295.433          | 52.9             | 78.7             | 66.0            | 63.1            |
| 745   | 1/21/2010 | 0:04:13 | 64.1     | A    | 40-90 | #####           | 2570395.783          | 52.9             | 78.7             | 66.0            | 63.1            |
| 746   | 1/21/2010 | 0:04:15 | 60.9     | A    | 40-90 | #####           | 1230268.771          | 52.9             | 78.7             | 66.0            | 63.1            |
| 747   | 1/21/2010 | 0:04:17 | 63.1     | A    | 40-90 | #####           | 2041737.945          | 52.9             | 78.7             | 66.0            | 63.1            |
| 748   | 1/21/2010 | 0:04:19 | 61.4     | A    | 40-90 | #####           | 1380384.265          | 52.9             | 78.7             | 66.0            | 63.1            |
| 749   | 1/21/2010 | 0:04:21 | 63.6     | A    | 40-90 | #####           | 2290867.653          | 52.9             | 78.7             | 66.0            | 63.1            |
| 750   | 1/21/2010 | 0:04:23 | 64.3     | A    | 40-90 | #####           | 2691534.804          | 52.9             | 78.7             | 66.0            | 63.1            |
| 751   | 1/21/2010 | 0:04:25 | 61.5     | A    | 40-90 | #####           | 1412537.545          | 52.9             | 78.7             | 66.0            | 63.1            |
| 752   | 1/21/2010 | 0:04:27 | 57.5     | A    | 40-90 | #####           | 562341.3252          | 52.9             | 78.7             | 66.0            | 63.1            |
| 753   | 1/21/2010 | 0:04:29 | 55.2     | A    | 40-90 | #####           | 331131.1215          | 52.9             | 78.7             | 66.0            | 63.1            |
| 754   | 1/21/2010 | 0:04:31 | 55.4     | A    | 40-90 | #####           | 346736.8505          | 52.9             | 78.7             | 66.0            | 63.1            |
| 755   | 1/21/2010 | 0:04:33 | 56.2     | A    | 40-90 | #####           | 416869.3835          | 52.9             | 78.7             | 66.0            | 63.1            |
| 756   | 1/21/2010 | 0:04:35 | 59.9     | A    | 40-90 | #####           | 977237.221           | 52.9             | 78.7             | 66.0            | 63.1            |
| 757   | 1/21/2010 | 0:04:37 | 63.6     | A    | 40-90 | #####           | 2290867.653          | 52.9             | 78.7             | 66.0            | 63.1            |
| 758   | 1/21/2010 | 0:04:39 | 68       | A    | 40-90 | #####           | 6309573.445          | 52.9             | 78.7             | 66.0            | 63.1            |
| 759   | 1/21/2010 | 0:04:41 | 65.6     | A    | 40-90 | #####           | 3630780.548          | 52.9             | 78.7             | 66.0            | 63.1            |
| 760   | 1/21/2010 | 0:04:43 | 62.6     | A    | 40-90 | #####           | 1819700.859          | 52.9             | 78.7             | 66.0            | 63.1            |
| 761   | 1/21/2010 | 0:04:45 | 63.4     | A    | 40-90 | #####           | 2187761.624          | 52.9             | 78.7             | 66.0            | 63.1            |
| 762   | 1/21/2010 | 0:04:47 | 58.8     | A    | 40-90 | #####           | 758577.575           | 52.9             | 78.7             | 66.0            | 63.1            |
| 763   | 1/21/2010 | 0:04:49 | 54.5     | A    | 40-90 | #####           | 281838.2931          | 52.9             | 78.7             | 66.0            | 63.1            |
| 764   | 1/21/2010 | 0:04:51 | 54       | A    | 40-90 | #####           | 251188.6432          | 52.9             | 78.7             | 66.0            | 63.1            |
| 765   | 1/21/2010 | 0:04:53 | 54.5     | A    | 40-90 | #####           | 281838.2931          | 52.9             | 78.7             | 66.0            | 63.1            |
| 766   | 1/21/2010 | 0:04:55 | 55.5     | A    | 40-90 | #####           | 354813.3892          | 52.9             | 78.7             | 66.0            | 63.1            |
| 767   | 1/21/2010 | 0:04:57 | 57.7     | A    | 40-90 | #####           | 588843.6554          | 52.9             | 78.7             | 66.0            | 63.1            |
| 768   | 1/21/2010 | 0:04:59 | 60.4     | A    | 40-90 | #####           | 1096478.196          | 52.9             | 78.7             | 66.0            | 63.1            |
| 769   | 1/21/2010 | 0:05:01 | 63.9     | A    | 40-90 | #####           | 2454708.916          | 52.9             | 78.7             | 66.0            | 63.1            |
| 770   | 1/21/2010 | 0:05:03 | 65.9     | A    | 40-90 | #####           | 3890451.45           | 52.9             | 78.7             | 66.0            | 63.1            |
| 771   | 1/21/2010 | 0:05:05 | 65.1     | A    | 40-90 | #####           | 323593.6569          | 52.9             | 78.7             | 66.0            | 63.1            |
| 772   | 1/21/2010 | 0:05:07 | 58.9     | A    | 40-90 | #####           | 776247.1166          | 52.9             | 78.7             | 66.0            | 63.1            |
| 773   | 1/21/2010 | 0:05:09 | 55       | A    | 40-90 | #####           | 316227.766           | 52.9             | 78.7             | 66.0            | 63.1            |
| 774   | 1/21/2010 | 0:05:11 | 54.7     | A    | 40-90 | #####           | 295120.9227          | 52.9             | 78.7             | 66.0            | 63.1            |
| 775   | 1/21/2010 | 0:05:13 | 56.6     | A    | 40-90 | #####           | 457085.1896          | 52.9             | 78.7             | 66.0            | 63.1            |
| 776   | 1/21/2010 | 0:05:15 | 56.8     | A    | 40-90 | #####           | 478630.0923          | 52.9             | 78.7             | 66.0            | 63.1            |
| 777   | 1/21/2010 | 0:05:17 | 55.9     | A    | 40-90 | #####           | 389045.145           | 52.9             | 78.7             | 66.0            | 63.1            |
| 778   | 1/21/2010 | 0:05:19 | 61.8     | A    | 40-90 | #####           | 1513561.248          | 52.9             | 78.7             | 66.0            | 63.1            |
| 779   | 1/21/2010 | 0:05:21 | 57.1     | A    | 40-90 | #####           | 512861.384           | 52.9             | 78.7             | 66.0            | 63.1            |
| 780   | 1/21/2010 | 0:05:23 | 57.2     | A    | 40-90 | #####           | 524807.4602          | 52.9             | 78.7             | 66.0            | 63.1            |

## Receiver 1- Night

| Point | Date      | Time    | Pressure | Unit | Scale | Accumulate Time | 10^(1'A)    | L <sub>min</sub> | L <sub>max</sub> | L <sub>10</sub> | L <sub>eq</sub> |
|-------|-----------|---------|----------|------|-------|-----------------|-------------|------------------|------------------|-----------------|-----------------|
| 781   | 1/21/2010 | 0:05:25 | 59.4     | A    | 40-90 | #####           | 870953.59   | 52.9             | 78.7             | 66.0            | 63.1            |
| 782   | 1/21/2010 | 0:05:27 | 59.4     | A    | 40-90 | #####           | 794328.2347 | 52.9             | 78.7             | 66.0            | 63.1            |
| 783   | 1/21/2010 | 0:05:29 | 62.9     | A    | 40-90 | #####           | 1949844.6   | 52.9             | 78.7             | 66.0            | 63.1            |
| 784   | 1/21/2010 | 0:05:31 | 60.9     | A    | 40-90 | #####           | 1230268.771 | 52.9             | 78.7             | 66.0            | 63.1            |
| 785   | 1/21/2010 | 0:05:33 | 60.7     | A    | 40-90 | #####           | 1174897.555 | 52.9             | 78.7             | 66.0            | 63.1            |
| 786   | 1/21/2010 | 0:05:35 | 58.6     | A    | 40-90 | #####           | 724435.9601 | 52.9             | 78.7             | 66.0            | 63.1            |
| 787   | 1/21/2010 | 0:05:37 | 56.9     | A    | 40-90 | #####           | 489778.8194 | 52.9             | 78.7             | 66.0            | 63.1            |
| 788   | 1/21/2010 | 0:05:39 | 55.7     | A    | 40-90 | #####           | 371535.2291 | 52.9             | 78.7             | 66.0            | 63.1            |
| 789   | 1/21/2010 | 0:05:41 | 55.6     | A    | 40-90 | #####           | 363078.0548 | 52.9             | 78.7             | 66.0            | 63.1            |
| 790   | 1/21/2010 | 0:05:43 | 55.4     | A    | 40-90 | #####           | 346736.8505 | 52.9             | 78.7             | 66.0            | 63.1            |
| 791   | 1/21/2010 | 0:05:45 | 55.5     | A    | 40-90 | #####           | 354813.3892 | 52.9             | 78.7             | 66.0            | 63.1            |
| 792   | 1/21/2010 | 0:05:47 | 55.2     | A    | 40-90 | #####           | 331131.1215 | 52.9             | 78.7             | 66.0            | 63.1            |
| 793   | 1/21/2010 | 0:05:49 | 56.8     | A    | 40-90 | #####           | 478630.0923 | 52.9             | 78.7             | 66.0            | 63.1            |
| 794   | 1/21/2010 | 0:05:51 | 57.9     | A    | 40-90 | #####           | 616595.0019 | 52.9             | 78.7             | 66.0            | 63.1            |
| 795   | 1/21/2010 | 0:05:53 | 59.1     | A    | 40-90 | #####           | 812830.5162 | 52.9             | 78.7             | 66.0            | 63.1            |
| 796   | 1/21/2010 | 0:05:55 | 59       | A    | 40-90 | #####           | 794328.2347 | 52.9             | 78.7             | 66.0            | 63.1            |
| 797   | 1/21/2010 | 0:05:57 | 60.8     | A    | 40-90 | #####           | 1202264.435 | 52.9             | 78.7             | 66.0            | 63.1            |
| 798   | 1/21/2010 | 0:05:59 | 65.1     | A    | 40-90 | #####           | 3235936.569 | 52.9             | 78.7             | 66.0            | 63.1            |
| 799   | 1/21/2010 | 0:06:01 | 67.4     | A    | 40-90 | #####           | 5495408.739 | 52.9             | 78.7             | 66.0            | 63.1            |
| 800   | 1/21/2010 | 0:06:03 | 69.2     | A    | 40-90 | #####           | 8317637.711 | 52.9             | 78.7             | 66.0            | 63.1            |
| 801   | 1/21/2010 | 0:06:05 | 59.5     | A    | 40-90 | #####           | 891250.9381 | 52.9             | 78.7             | 66.0            | 63.1            |
| 802   | 1/21/2010 | 0:06:07 | 60.6     | A    | 40-90 | #####           | 1148153.821 | 52.9             | 78.7             | 66.0            | 63.1            |
| 803   | 1/21/2010 | 0:06:09 | 65.5     | A    | 40-90 | #####           | 3548133.892 | 52.9             | 78.7             | 66.0            | 63.1            |
| 804   | 1/21/2010 | 0:06:11 | 67.4     | A    | 40-90 | #####           | 5495408.739 | 52.9             | 78.7             | 66.0            | 63.1            |
| 805   | 1/21/2010 | 0:06:13 | 69.5     | A    | 40-90 | #####           | 8912509.381 | 52.9             | 78.7             | 66.0            | 63.1            |
| 806   | 1/21/2010 | 0:06:15 | 67.9     | A    | 40-90 | #####           | 6165950.019 | 52.9             | 78.7             | 66.0            | 63.1            |
| 807   | 1/21/2010 | 0:06:17 | 67.4     | A    | 40-90 | #####           | 5495408.739 | 52.9             | 78.7             | 66.0            | 63.1            |
| 808   | 1/21/2010 | 0:06:19 | 62.2     | A    | 40-90 | #####           | 1659586.907 | 52.9             | 78.7             | 66.0            | 63.1            |
| 809   | 1/21/2010 | 0:06:21 | 60       | A    | 40-90 | #####           | 1000000     | 52.9             | 78.7             | 66.0            | 63.1            |
| 810   | 1/21/2010 | 0:06:23 | 60       | A    | 40-90 | #####           | 1000000     | 52.9             | 78.7             | 66.0            | 63.1            |
| 811   | 1/21/2010 | 0:06:25 | 59.7     | A    | 40-90 | #####           | 933254.3008 | 52.9             | 78.7             | 66.0            | 63.1            |
| 812   | 1/21/2010 | 0:06:27 | 62.7     | A    | 40-90 | #####           | 1862087.137 | 52.9             | 78.7             | 66.0            | 63.1            |
| 813   | 1/21/2010 | 0:06:29 | 65.4     | A    | 40-90 | #####           | 3467368.505 | 52.9             | 78.7             | 66.0            | 63.1            |
| 814   | 1/21/2010 | 0:06:31 | 65       | A    | 40-90 | #####           | 3162277.66  | 52.9             | 78.7             | 66.0            | 63.1            |
| 815   | 1/21/2010 | 0:06:33 | 65.1     | A    | 40-90 | #####           | 3235936.569 | 52.9             | 78.7             | 66.0            | 63.1            |
| 816   | 1/21/2010 | 0:06:35 | 58.5     | A    | 40-90 | #####           | 707945.7844 | 52.9             | 78.7             | 66.0            | 63.1            |
| 817   | 1/21/2010 | 0:06:37 | 56.8     | A    | 40-90 | #####           | 478630.0923 | 52.9             | 78.7             | 66.0            | 63.1            |
| 818   | 1/21/2010 | 0:06:39 | 55.9     | A    | 40-90 | #####           | 389045.145  | 52.9             | 78.7             | 66.0            | 63.1            |
| 819   | 1/21/2010 | 0:06:41 | 57.9     | A    | 40-90 | #####           | 616595.0019 | 52.9             | 78.7             | 66.0            | 63.1            |
| 820   | 1/21/2010 | 0:06:43 | 54.5     | A    | 40-90 | #####           | 281838.2931 | 52.9             | 78.7             | 66.0            | 63.1            |
| 821   | 1/21/2010 | 0:06:45 | 55.1     | A    | 40-90 | #####           | 323593.6569 | 52.9             | 78.7             | 66.0            | 63.1            |
| 822   | 1/21/2010 | 0:06:47 | 57.1     | A    | 40-90 | #####           | 512861.384  | 52.9             | 78.7             | 66.0            | 63.1            |
| 823   | 1/21/2010 | 0:06:49 | 66.2     | A    | 40-90 | #####           | 4168693.935 | 52.9             | 78.7             | 66.0            | 63.1            |
| 824   | 1/21/2010 | 0:06:51 | 70       | A    | 40-90 | #####           | 10000000    | 52.9             | 78.7             | 66.0            | 63.1            |
| 825   | 1/21/2010 | 0:06:53 | 72.3     | A    | 40-90 | #####           | 16982436.52 | 52.9             | 78.7             | 66.0            | 63.1            |
| 826   | 1/21/2010 | 0:06:55 | 71.2     | A    | 40-90 | #####           | 13182567.39 | 52.9             | 78.7             | 66.0            | 63.1            |
| 827   | 1/21/2010 | 0:06:57 | 71.1     | A    | 40-90 | #####           | 12882495.52 | 52.9             | 78.7             | 66.0            | 63.1            |
| 828   | 1/21/2010 | 0:06:59 | 68.3     | A    | 40-90 | #####           | 6760829.754 | 52.9             | 78.7             | 66.0            | 63.1            |

## Receiver 1- Night

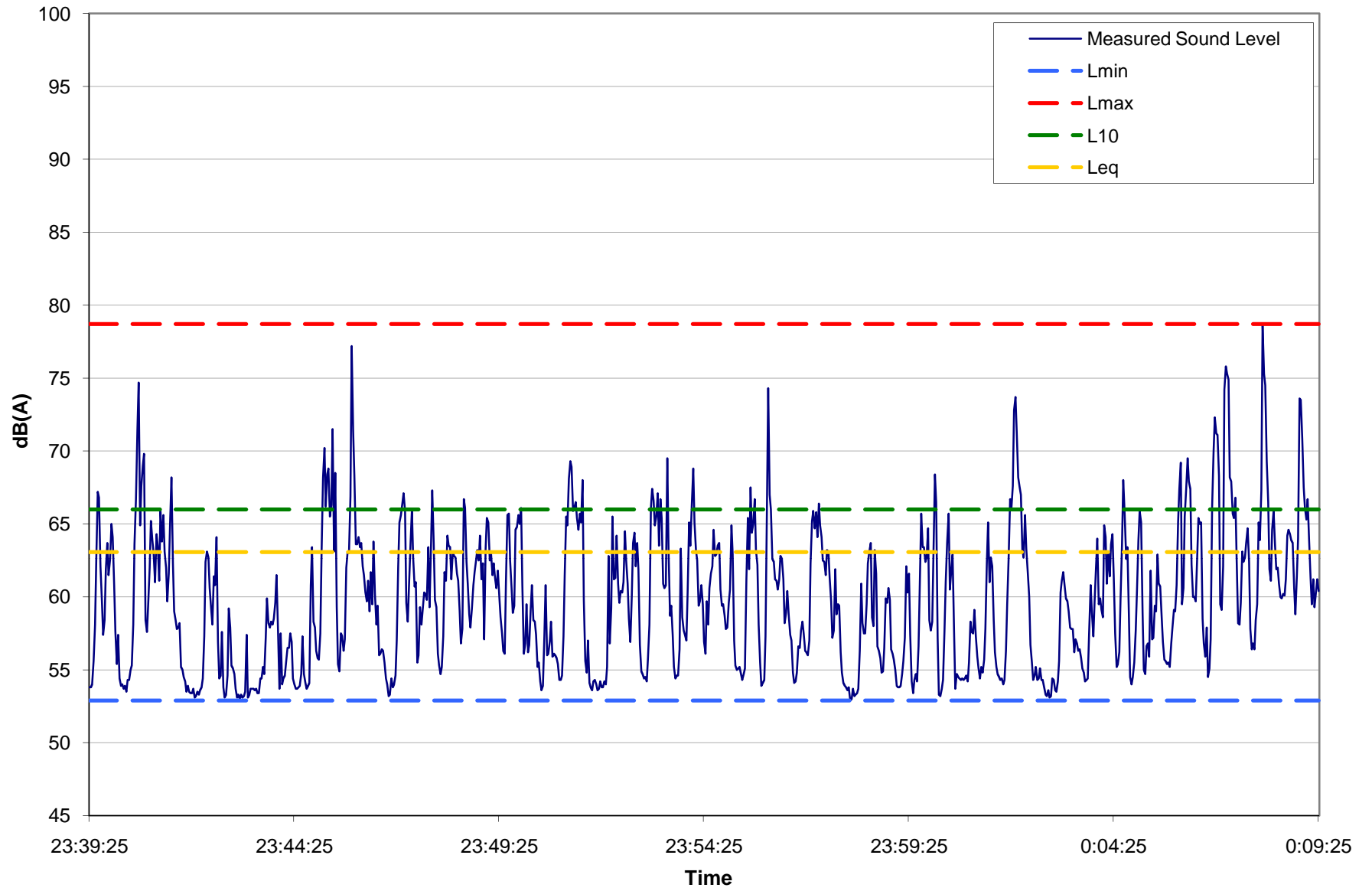
| Point | Date      | Time    | Pressure | Unit | Scale | Accumulate Time | 10^(1'A)    | L <sub>min</sub> | L <sub>max</sub> | L <sub>10</sub> | L <sub>eq</sub> |
|-------|-----------|---------|----------|------|-------|-----------------|-------------|------------------|------------------|-----------------|-----------------|
| 829   | 1/21/2010 | 0:07:01 | 59.5     | A    | 40-90 | #####           | 891250.9381 | 52.9             | 78.7             | 66.0            | 63.1            |
| 830   | 1/21/2010 | 0:07:03 | 59.1     | A    | 40-90 | #####           | 812830.5162 | 52.9             | 78.7             | 66.0            | 63.1            |
| 831   | 1/21/2010 | 0:07:05 | 62.1     | A    | 40-90 | #####           | 1621810.097 | 52.9             | 78.7             | 66.0            | 63.1            |
| 832   | 1/21/2010 | 0:07:07 | 74.2     | A    | 40-90 | #####           | 26302679.92 | 52.9             | 78.7             | 66.0            | 63.1            |
| 833   | 1/21/2010 | 0:07:09 | 75.8     | A    | 40-90 | #####           | 39018939.63 | 52.9             | 78.7             | 66.0            | 63.1            |
| 834   | 1/21/2010 | 0:07:11 | 75.3     | A    | 40-90 | #####           | 33884415.61 | 52.9             | 78.7             | 66.0            | 63.1            |
| 835   | 1/21/2010 | 0:07:13 | 74.9     | A    | 40-90 | #####           | 30902954.33 | 52.9             | 78.7             | 66.0            | 63.1            |
| 836   | 1/21/2010 | 0:07:15 | 68.2     | A    | 40-90 | #####           | 6606934.48  | 52.9             | 78.7             | 66.0            | 63.1            |
| 837   | 1/21/2010 | 0:07:17 | 67.9     | A    | 40-90 | #####           | 6165950.019 | 52.9             | 78.7             | 66.0            | 63.1            |
| 838   | 1/21/2010 | 0:07:19 | 65.7     | A    | 40-90 | #####           | 3715352.291 | 52.9             | 78.7             | 66.0            | 63.1            |
| 839   | 1/21/2010 | 0:07:21 | 65.4     | A    | 40-90 | #####           | 3467368.505 | 52.9             | 78.7             | 66.0            | 63.1            |
| 840   | 1/21/2010 | 0:07:23 | 66.8     | A    | 40-90 | #####           | 4786300.923 | 52.9             | 78.7             | 66.0            | 63.1            |
| 841   | 1/21/2010 | 0:07:25 | 62.7     | A    | 40-90 | #####           | 1862087.137 | 52.9             | 78.7             | 66.0            | 63.1            |
| 842   | 1/21/2010 | 0:07:27 | 58.2     | A    | 40-90 | #####           | 660693.448  | 52.9             | 78.7             | 66.0            | 63.1            |
| 843   | 1/21/2010 | 0:07:29 | 58.1     | A    | 40-90 | #####           | 645654.229  | 52.9             | 78.7             | 66.0            | 63.1            |
| 844   | 1/21/2010 | 0:07:31 | 59.6     | A    | 40-90 | #####           | 912010.8394 | 52.9             | 78.7             | 66.0            | 63.1            |
| 845   | 1/21/2010 | 0:07:33 | 63.1     | A    | 40-90 | #####           | 2041737.945 | 52.9             | 78.7             | 66.0            | 63.1            |
| 846   | 1/21/2010 | 0:07:35 | 62.4     | A    | 40-90 | #####           | 1737800.829 | 52.9             | 78.7             | 66.0            | 63.1            |
| 847   | 1/21/2010 | 0:07:37 | 62.7     | A    | 40-90 | #####           | 1862087.137 | 52.9             | 78.7             | 66.0            | 63.1            |
| 848   | 1/21/2010 | 0:07:39 | 63.7     | A    | 40-90 | #####           | 2344228.815 | 52.9             | 78.7             | 66.0            | 63.1            |
| 849   | 1/21/2010 | 0:07:41 | 64.7     | A    | 40-90 | #####           | 2951209.227 | 52.9             | 78.7             | 66.0            | 63.1            |
| 850   | 1/21/2010 | 0:07:43 | 62.4     | A    | 40-90 | #####           | 1737800.829 | 52.9             | 78.7             | 66.0            | 63.1            |
| 851   | 1/21/2010 | 0:07:45 | 57.8     | A    | 40-90 | #####           | 602559.5861 | 52.9             | 78.7             | 66.0            | 63.1            |
| 852   | 1/21/2010 | 0:07:47 | 56.4     | A    | 40-90 | #####           | 478630.923  | 52.9             | 78.7             | 66.0            | 63.1            |
| 853   | 1/21/2010 | 0:07:49 | 56.8     | A    | 40-90 | #####           | 478630.923  | 52.9             | 78.7             | 66.0            | 63.1            |
| 854   | 1/21/2010 | 0:07:51 | 56.4     | A    | 40-90 | #####           | 436515.8322 | 52.9             | 78.7             | 66.0            | 63.1            |
| 855   | 1/21/2010 | 0:07:53 | 58.4     | A    | 40-90 | #####           | 691830.9709 | 52.9             | 78.7             | 66.0            | 63.1            |
| 856   | 1/21/2010 | 0:07:55 | 59.5     | A    | 40-90 | #####           | 891250.9381 | 52.9             | 78.7             | 66.0            | 63.1            |
| 857   | 1/21/2010 | 0:07:57 | 65.1     | A    | 40-90 | #####           | 3235936.569 | 52.9             | 78.7             | 66.0            | 63.1            |
| 858   | 1/21/2010 | 0:07:59 | 63.9     | A    | 40-90 | #####           | 2454708.916 | 52.9             | 78.7             | 66.0            | 63.1            |
| 859   | 1/21/2010 | 0:08:01 | 67.3     | A    | 40-90 | #####           | 5370317.964 | 52.9             | 78.7             | 66.0            | 63.1            |
| 860   | 1/21/2010 | 0:08:03 | 78.7     | A    | 40-90 | #####           | 74131024.13 | 52.9             | 78.7             | 66.0            | 63.1            |
| 861   | 1/21/2010 | 0:08:05 | 75.3     | A    | 40-90 | #####           | 33884415.61 | 52.9             | 78.7             | 66.0            | 63.1            |
| 862   | 1/21/2010 | 0:08:07 | 74.5     | A    | 40-90 | #####           | 28183829.31 | 52.9             | 78.7             | 66.0            | 63.1            |
| 863   | 1/21/2010 | 0:08:09 | 69.3     | A    | 40-90 | #####           | 8511380.382 | 52.9             | 78.7             | 66.0            | 63.1            |
| 864   | 1/21/2010 | 0:08:11 | 66.5     | A    | 40-90 | #####           | 4466835.922 | 52.9             | 78.7             | 66.0            | 63.1            |
| 865   | 1/21/2010 | 0:08:13 | 61.9     | A    | 40-90 | #####           | 1548816.619 | 52.9             | 78.7             | 66.0            | 63.1            |
| 866   | 1/21/2010 | 0:08:15 | 61.1     | A    | 40-90 | #####           | 1288249.552 | 52.9             | 78.7             | 66.0            | 63.1            |
| 867   | 1/21/2010 | 0:08:17 | 64.6     | A    | 40-90 | #####           | 2884031.503 | 52.9             | 78.7             | 66.0            | 63.1            |
| 868   | 1/21/2010 | 0:08:19 | 65.9     | A    | 40-90 | #####           | 3890451.45  | 52.9             | 78.7             | 66.0            | 63.1            |

Receiver 1- Night

| Point | Date      | Time    | Pressure | Unit | Scale | Accumulate Time | 10^(1*A)    | L <sub>min</sub> | L <sub>max</sub> | L <sub>10</sub> | L <sub>eq</sub> |
|-------|-----------|---------|----------|------|-------|-----------------|-------------|------------------|------------------|-----------------|-----------------|
| 869   | 1/21/2010 | 0:08:21 | 63.5     | A    | 40-90 | #####           | 2238721.139 | 52.9             | 78.7             | 66.0            | 63.1            |
| 870   | 1/21/2010 | 0:08:23 | 61.9     | A    | 40-90 | #####           | 1548816.619 | 52.9             | 78.7             | 66.0            | 63.1            |
| 871   | 1/21/2010 | 0:08:25 | 62       | A    | 40-90 | #####           | 1584893.192 | 52.9             | 78.7             | 66.0            | 63.1            |
| 872   | 1/21/2010 | 0:08:27 | 60.9     | A    | 40-90 | #####           | 1230268.771 | 52.9             | 78.7             | 66.0            | 63.1            |
| 873   | 1/21/2010 | 0:08:29 | 60       | A    | 40-90 | #####           | 1000000     | 52.9             | 78.7             | 66.0            | 63.1            |
| 874   | 1/21/2010 | 0:08:31 | 59.9     | A    | 40-90 | #####           | 977237.221  | 52.9             | 78.7             | 66.0            | 63.1            |
| 875   | 1/21/2010 | 0:08:33 | 60.2     | A    | 40-90 | #####           | 1047128.548 | 52.9             | 78.7             | 66.0            | 63.1            |
| 876   | 1/21/2010 | 0:08:35 | 60.1     | A    | 40-90 | #####           | 1023292.992 | 52.9             | 78.7             | 66.0            | 63.1            |
| 877   | 1/21/2010 | 0:08:37 | 61.2     | A    | 40-90 | #####           | 1318256.739 | 52.9             | 78.7             | 66.0            | 63.1            |
| 878   | 1/21/2010 | 0:08:39 | 64.2     | A    | 40-90 | #####           | 2630267.992 | 52.9             | 78.7             | 66.0            | 63.1            |
| 879   | 1/21/2010 | 0:08:41 | 64.6     | A    | 40-90 | #####           | 2884031.503 | 52.9             | 78.7             | 66.0            | 63.1            |
| 880   | 1/21/2010 | 0:08:43 | 64.3     | A    | 40-90 | #####           | 2691534.804 | 52.9             | 78.7             | 66.0            | 63.1            |
| 881   | 1/21/2010 | 0:08:45 | 63.9     | A    | 40-90 | #####           | 2454708.916 | 52.9             | 78.7             | 66.0            | 63.1            |
| 882   | 1/21/2010 | 0:08:47 | 63.7     | A    | 40-90 | #####           | 2344228.815 | 52.9             | 78.7             | 66.0            | 63.1            |
| 883   | 1/21/2010 | 0:08:49 | 60.6     | A    | 40-90 | #####           | 1148153.621 | 52.9             | 78.7             | 66.0            | 63.1            |
| 884   | 1/21/2010 | 0:08:51 | 58.8     | A    | 40-90 | #####           | 758577.575  | 52.9             | 78.7             | 66.0            | 63.1            |
| 885   | 1/21/2010 | 0:08:53 | 61.4     | A    | 40-90 | #####           | 1380384.265 | 52.9             | 78.7             | 66.0            | 63.1            |
| 886   | 1/21/2010 | 0:08:55 | 64       | A    | 40-90 | #####           | 2511886.432 | 52.9             | 78.7             | 66.0            | 63.1            |
| 887   | 1/21/2010 | 0:08:57 | 73.6     | A    | 40-90 | #####           | 22908676.53 | 52.9             | 78.7             | 66.0            | 63.1            |
| 888   | 1/21/2010 | 0:08:59 | 73.5     | A    | 40-90 | #####           | 2238721.139 | 52.9             | 78.7             | 66.0            | 63.1            |
| 889   | 1/21/2010 | 0:09:01 | 70.9     | A    | 40-90 | #####           | 12302687.71 | 52.9             | 78.7             | 66.0            | 63.1            |
| 890   | 1/21/2010 | 0:09:03 | 67.5     | A    | 40-90 | #####           | 5623413.252 | 52.9             | 78.7             | 66.0            | 63.1            |
| 891   | 1/21/2010 | 0:09:05 | 66.1     | A    | 40-90 | #####           | 4073802.778 | 52.9             | 78.7             | 66.0            | 63.1            |
| 892   | 1/21/2010 | 0:09:07 | 65.3     | A    | 40-90 | #####           | 3389441.561 | 52.9             | 78.7             | 66.0            | 63.1            |
| 893   | 1/21/2010 | 0:09:09 | 66.7     | A    | 40-90 | #####           | 4677351.413 | 52.9             | 78.7             | 66.0            | 63.1            |
| 894   | 1/21/2010 | 0:09:11 | 63.9     | A    | 40-90 | #####           | 2454708.916 | 52.9             | 78.7             | 66.0            | 63.1            |
| 895   | 1/21/2010 | 0:09:13 | 61.3     | A    | 40-90 | #####           | 1348962.883 | 52.9             | 78.7             | 66.0            | 63.1            |
| 896   | 1/21/2010 | 0:09:15 | 59.5     | A    | 40-90 | #####           | 891250.9381 | 52.9             | 78.7             | 66.0            | 63.1            |
| 897   | 1/21/2010 | 0:09:17 | 61.2     | A    | 40-90 | #####           | 1318256.739 | 52.9             | 78.7             | 66.0            | 63.1            |
| 898   | 1/21/2010 | 0:09:19 | 59.3     | A    | 40-90 | #####           | 851138.0382 | 52.9             | 78.7             | 66.0            | 63.1            |
| 899   | 1/21/2010 | 0:09:21 | 60.3     | A    | 40-90 | #####           | 1071519.305 | 52.9             | 78.7             | 66.0            | 63.1            |
| 900   | 1/21/2010 | 0:09:23 | 61.2     | A    | 40-90 | #####           | 1318256.739 | 52.9             | 78.7             | 66.0            | 63.1            |
| 901   | 1/21/2010 | 0:09:25 | 60.4     | A    | 40-90 | #####           | 1096478.196 | 52.9             | 78.7             | 66.0            | 63.1            |
|       |           |         |          |      |       |                 | <b>SUM</b>  |                  |                  |                 |                 |
|       |           |         |          |      |       |                 | 1826181564  |                  |                  |                 |                 |

| Lmin | Lmax | L10  | Leq  |
|------|------|------|------|
| 52.9 | 78.7 | 66.0 | 63.1 |





## Receiver 2- Day

| Point | Date      | Time     | Pressure | Unit | Scale | Acumulate Time | 10 <sup>^(.1*A)</sup> | L <sub>min</sub> | L <sub>max</sub> | L <sub>10</sub> | L <sub>eq</sub> |
|-------|-----------|----------|----------|------|-------|----------------|-----------------------|------------------|------------------|-----------------|-----------------|
| 1     | 1/21/2010 | 18:35:49 | 59.5 A   |      | 40-90 | 0:00:00        | 891250.9381           | 56.6             | 86.5             | 68.8            | 66.8            |
| 2     | 1/21/2010 | 18:35:51 | 59.2 A   |      | 40-90 | 0:00:02        | 831763.7711           | 56.6             | 86.5             | 68.8            | 66.8            |
| 3     | 1/21/2010 | 18:35:53 | 59.6 A   |      | 40-90 | 0:00:04        | 912010.8394           | 56.6             | 86.5             | 68.8            | 66.8            |
| 4     | 1/21/2010 | 18:35:55 | 60.8 A   |      | 40-90 | 0:00:06        | 1202264.435           | 56.6             | 86.5             | 68.8            | 66.8            |
| 5     | 1/21/2010 | 18:35:57 | 64.9 A   |      | 40-90 | 0:00:08        | 3090295.433           | 56.6             | 86.5             | 68.8            | 66.8            |
| 6     | 1/21/2010 | 18:35:59 | 61 A     |      | 40-90 | 0:00:10        | 1258925.412           | 56.6             | 86.5             | 68.8            | 66.8            |
| 7     | 1/21/2010 | 18:36:01 | 60.1 A   |      | 40-90 | 0:00:12        | 1023292.992           | 56.6             | 86.5             | 68.8            | 66.8            |
| 8     | 1/21/2010 | 18:36:03 | 60.4 A   |      | 40-90 | 0:00:14        | 1096478.196           | 56.6             | 86.5             | 68.8            | 66.8            |
| 9     | 1/21/2010 | 18:36:05 | 63.9 A   |      | 40-90 | 0:00:16        | 2454708.916           | 56.6             | 86.5             | 68.8            | 66.8            |
| 10    | 1/21/2010 | 18:36:07 | 63.9 A   |      | 40-90 | 0:00:18        | 2454708.916           | 56.6             | 86.5             | 68.8            | 66.8            |
| 11    | 1/21/2010 | 18:36:09 | 62 A     |      | 40-90 | 0:00:20        | 1584893.192           | 56.6             | 86.5             | 68.8            | 66.8            |
| 12    | 1/21/2010 | 18:36:11 | 61.6 A   |      | 40-90 | 0:00:22        | 1445439.771           | 56.6             | 86.5             | 68.8            | 66.8            |
| 13    | 1/21/2010 | 18:36:13 | 62.6 A   |      | 40-90 | 0:00:24        | 1819700.859           | 56.6             | 86.5             | 68.8            | 66.8            |
| 14    | 1/21/2010 | 18:36:15 | 62.9 A   |      | 40-90 | 0:00:26        | 1949844.6             | 56.6             | 86.5             | 68.8            | 66.8            |
| 15    | 1/21/2010 | 18:36:17 | 61.7 A   |      | 40-90 | 0:00:28        | 1479108.388           | 56.6             | 86.5             | 68.8            | 66.8            |
| 16    | 1/21/2010 | 18:36:19 | 60.1 A   |      | 40-90 | 0:00:30        | 1023292.992           | 56.6             | 86.5             | 68.8            | 66.8            |
| 17    | 1/21/2010 | 18:36:21 | 58.4 A   |      | 40-90 | 0:00:32        | 691830.9709           | 56.6             | 86.5             | 68.8            | 66.8            |
| 18    | 1/21/2010 | 18:36:23 | 59.3 A   |      | 40-90 | 0:00:34        | 851138.0382           | 56.6             | 86.5             | 68.8            | 66.8            |
| 19    | 1/21/2010 | 18:36:25 | 58.4 A   |      | 40-90 | 0:00:36        | 691830.9709           | 56.6             | 86.5             | 68.8            | 66.8            |
| 20    | 1/21/2010 | 18:36:27 | 58.7 A   |      | 40-90 | 0:00:38        | 741310.2413           | 56.6             | 86.5             | 68.8            | 66.8            |
| 21    | 1/21/2010 | 18:36:29 | 59.1 A   |      | 40-90 | 0:00:40        | 812830.5162           | 56.6             | 86.5             | 68.8            | 66.8            |
| 22    | 1/21/2010 | 18:36:31 | 59.7 A   |      | 40-90 | 0:00:42        | 933254.3008           | 56.6             | 86.5             | 68.8            | 66.8            |
| 23    | 1/21/2010 | 18:36:33 | 61.4 A   |      | 40-90 | 0:00:44        | 1380384.265           | 56.6             | 86.5             | 68.8            | 66.8            |
| 24    | 1/21/2010 | 18:36:35 | 62.7 A   |      | 40-90 | 0:00:46        | 1862087.137           | 56.6             | 86.5             | 68.8            | 66.8            |
| 25    | 1/21/2010 | 18:36:37 | 63.1 A   |      | 40-90 | 0:00:48        | 2041737.945           | 56.6             | 86.5             | 68.8            | 66.8            |
| 26    | 1/21/2010 | 18:36:39 | 64.4 A   |      | 40-90 | 0:00:50        | 2754228.703           | 56.6             | 86.5             | 68.8            | 66.8            |
| 27    | 1/21/2010 | 18:36:41 | 68.8 A   |      | 40-90 | 0:00:52        | 7585775.75            | 56.6             | 86.5             | 68.8            | 66.8            |
| 28    | 1/21/2010 | 18:36:43 | 64 A     |      | 40-90 | 0:00:54        | 2511886.432           | 56.6             | 86.5             | 68.8            | 66.8            |
| 29    | 1/21/2010 | 18:36:45 | 64.9 A   |      | 40-90 | 0:00:56        | 3090295.433           | 56.6             | 86.5             | 68.8            | 66.8            |
| 30    | 1/21/2010 | 18:36:47 | 62.1 A   |      | 40-90 | 0:00:58        | 1621810.097           | 56.6             | 86.5             | 68.8            | 66.8            |
| 31    | 1/21/2010 | 18:36:49 | 60.7 A   |      | 40-90 | 0:01:00        | 1174897.555           | 56.6             | 86.5             | 68.8            | 66.8            |

## Receiver 2- Day

| Point | Date      | Time     | Pressure | Unit | Scale | Acumulate Time | 10 <sup>^(.1*A)</sup> | L <sub>min</sub> | L <sub>max</sub> | L <sub>10</sub> | L <sub>eq</sub> |
|-------|-----------|----------|----------|------|-------|----------------|-----------------------|------------------|------------------|-----------------|-----------------|
| 32    | 1/21/2010 | 18:36:51 | 60       | A    | 40-90 | 0:01:02        | 1000000               | 56.6             | 86.5             | 68.8            | 66.8            |
| 33    | 1/21/2010 | 18:36:53 | 59.4     | A    | 40-90 | 0:01:04        | 870963.59             | 56.6             | 86.5             | 68.8            | 66.8            |
| 34    | 1/21/2010 | 18:36:55 | 60.4     | A    | 40-90 | 0:01:06        | 1096478.196           | 56.6             | 86.5             | 68.8            | 66.8            |
| 35    | 1/21/2010 | 18:36:57 | 60       | A    | 40-90 | 0:01:08        | 1000000               | 56.6             | 86.5             | 68.8            | 66.8            |
| 36    | 1/21/2010 | 18:36:59 | 60.6     | A    | 40-90 | 0:01:10        | 1148153.621           | 56.6             | 86.5             | 68.8            | 66.8            |
| 37    | 1/21/2010 | 18:37:01 | 60.9     | A    | 40-90 | 0:01:12        | 1230268.771           | 56.6             | 86.5             | 68.8            | 66.8            |
| 38    | 1/21/2010 | 18:37:03 | 64.7     | A    | 40-90 | 0:01:14        | 2951209.227           | 56.6             | 86.5             | 68.8            | 66.8            |
| 39    | 1/21/2010 | 18:37:05 | 67.1     | A    | 40-90 | 0:01:16        | 5128613.84            | 56.6             | 86.5             | 68.8            | 66.8            |
| 40    | 1/21/2010 | 18:37:07 | 68.1     | A    | 40-90 | 0:01:18        | 6456542.29            | 56.6             | 86.5             | 68.8            | 66.8            |
| 41    | 1/21/2010 | 18:37:09 | 62.7     | A    | 40-90 | 0:01:20        | 1862087.137           | 56.6             | 86.5             | 68.8            | 66.8            |
| 42    | 1/21/2010 | 18:37:11 | 62.8     | A    | 40-90 | 0:01:22        | 1905460.718           | 56.6             | 86.5             | 68.8            | 66.8            |
| 43    | 1/21/2010 | 18:37:13 | 65.3     | A    | 40-90 | 0:01:24        | 3388441.561           | 56.6             | 86.5             | 68.8            | 66.8            |
| 44    | 1/21/2010 | 18:37:15 | 64.6     | A    | 40-90 | 0:01:26        | 2884031.503           | 56.6             | 86.5             | 68.8            | 66.8            |
| 45    | 1/21/2010 | 18:37:17 | 65       | A    | 40-90 | 0:01:28        | 3162277.66            | 56.6             | 86.5             | 68.8            | 66.8            |
| 46    | 1/21/2010 | 18:37:19 | 64.1     | A    | 40-90 | 0:01:30        | 2570395.783           | 56.6             | 86.5             | 68.8            | 66.8            |
| 47    | 1/21/2010 | 18:37:21 | 63.8     | A    | 40-90 | 0:01:32        | 2398832.919           | 56.6             | 86.5             | 68.8            | 66.8            |
| 48    | 1/21/2010 | 18:37:23 | 60.3     | A    | 40-90 | 0:01:34        | 1071519.305           | 56.6             | 86.5             | 68.8            | 66.8            |
| 49    | 1/21/2010 | 18:37:25 | 59       | A    | 40-90 | 0:01:36        | 794328.2347           | 56.6             | 86.5             | 68.8            | 66.8            |
| 50    | 1/21/2010 | 18:37:27 | 58.6     | A    | 40-90 | 0:01:38        | 724435.9601           | 56.6             | 86.5             | 68.8            | 66.8            |
| 51    | 1/21/2010 | 18:37:29 | 60.2     | A    | 40-90 | 0:01:40        | 1047128.548           | 56.6             | 86.5             | 68.8            | 66.8            |
| 52    | 1/21/2010 | 18:37:31 | 59.4     | A    | 40-90 | 0:01:42        | 870963.59             | 56.6             | 86.5             | 68.8            | 66.8            |
| 53    | 1/21/2010 | 18:37:33 | 59.6     | A    | 40-90 | 0:01:44        | 912010.8394           | 56.6             | 86.5             | 68.8            | 66.8            |
| 54    | 1/21/2010 | 18:37:35 | 59.2     | A    | 40-90 | 0:01:46        | 831763.7711           | 56.6             | 86.5             | 68.8            | 66.8            |
| 55    | 1/21/2010 | 18:37:37 | 59.7     | A    | 40-90 | 0:01:48        | 933254.3008           | 56.6             | 86.5             | 68.8            | 66.8            |
| 56    | 1/21/2010 | 18:37:39 | 59.2     | A    | 40-90 | 0:01:50        | 831763.7711           | 56.6             | 86.5             | 68.8            | 66.8            |
| 57    | 1/21/2010 | 18:37:41 | 59.5     | A    | 40-90 | 0:01:52        | 891250.9381           | 56.6             | 86.5             | 68.8            | 66.8            |
| 58    | 1/21/2010 | 18:37:43 | 59.4     | A    | 40-90 | 0:01:54        | 870963.59             | 56.6             | 86.5             | 68.8            | 66.8            |
| 59    | 1/21/2010 | 18:37:45 | 59.4     | A    | 40-90 | 0:01:56        | 870963.59             | 56.6             | 86.5             | 68.8            | 66.8            |
| 60    | 1/21/2010 | 18:37:47 | 61.7     | A    | 40-90 | 0:01:58        | 1479108.388           | 56.6             | 86.5             | 68.8            | 66.8            |
| 61    | 1/21/2010 | 18:37:49 | 60       | A    | 40-90 | 0:02:00        | 1000000               | 56.6             | 86.5             | 68.8            | 66.8            |
| 62    | 1/21/2010 | 18:37:51 | 60.6     | A    | 40-90 | 0:02:02        | 1148153.621           | 56.6             | 86.5             | 68.8            | 66.8            |

## Receiver 2- Day

| Point | Date      | Time     | Pressure | Unit | Scale | Acumulate Time | 10^(1*A)    | L <sub>min</sub> | L <sub>max</sub> | L <sub>10</sub> | L <sub>eq</sub> |
|-------|-----------|----------|----------|------|-------|----------------|-------------|------------------|------------------|-----------------|-----------------|
| 63    | 1/21/2010 | 18:37:53 | 58.5     | A    | 40-90 | 0:02:04        | 707945.7844 | 56.6             | 86.5             | 68.8            | 66.8            |
| 64    | 1/21/2010 | 18:37:55 | 58.3     | A    | 40-90 | 0:02:06        | 676082.9754 | 56.6             | 86.5             | 68.8            | 66.8            |
| 65    | 1/21/2010 | 18:37:57 | 58.4     | A    | 40-90 | 0:02:08        | 691830.9709 | 56.6             | 86.5             | 68.8            | 66.8            |
| 66    | 1/21/2010 | 18:37:59 | 59.1     | A    | 40-90 | 0:02:10        | 812830.5162 | 56.6             | 86.5             | 68.8            | 66.8            |
| 67    | 1/21/2010 | 18:38:01 | 60.7     | A    | 40-90 | 0:02:12        | 1174897.555 | 56.6             | 86.5             | 68.8            | 66.8            |
| 68    | 1/21/2010 | 18:38:03 | 59.1     | A    | 40-90 | 0:02:14        | 812830.5162 | 56.6             | 86.5             | 68.8            | 66.8            |
| 69    | 1/21/2010 | 18:38:05 | 59.6     | A    | 40-90 | 0:02:16        | 912010.8394 | 56.6             | 86.5             | 68.8            | 66.8            |
| 70    | 1/21/2010 | 18:38:07 | 58.8     | A    | 40-90 | 0:02:18        | 758577.575  | 56.6             | 86.5             | 68.8            | 66.8            |
| 71    | 1/21/2010 | 18:38:09 | 59       | A    | 40-90 | 0:02:20        | 794328.2347 | 56.6             | 86.5             | 68.8            | 66.8            |
| 72    | 1/21/2010 | 18:38:11 | 60.1     | A    | 40-90 | 0:02:22        | 1023292.992 | 56.6             | 86.5             | 68.8            | 66.8            |
| 73    | 1/21/2010 | 18:38:13 | 58.5     | A    | 40-90 | 0:02:24        | 707945.7844 | 56.6             | 86.5             | 68.8            | 66.8            |
| 74    | 1/21/2010 | 18:38:15 | 58.8     | A    | 40-90 | 0:02:26        | 758577.575  | 56.6             | 86.5             | 68.8            | 66.8            |
| 75    | 1/21/2010 | 18:38:17 | 59.4     | A    | 40-90 | 0:02:28        | 870963.59   | 56.6             | 86.5             | 68.8            | 66.8            |
| 76    | 1/21/2010 | 18:38:19 | 59       | A    | 40-90 | 0:02:30        | 794328.2347 | 56.6             | 86.5             | 68.8            | 66.8            |
| 77    | 1/21/2010 | 18:38:21 | 58.5     | A    | 40-90 | 0:02:32        | 707945.7844 | 56.6             | 86.5             | 68.8            | 66.8            |
| 78    | 1/21/2010 | 18:38:23 | 59.4     | A    | 40-90 | 0:02:34        | 870963.59   | 56.6             | 86.5             | 68.8            | 66.8            |
| 79    | 1/21/2010 | 18:38:25 | 60.5     | A    | 40-90 | 0:02:36        | 1122018.454 | 56.6             | 86.5             | 68.8            | 66.8            |
| 80    | 1/21/2010 | 18:38:27 | 61.2     | A    | 40-90 | 0:02:38        | 1318256.739 | 56.6             | 86.5             | 68.8            | 66.8            |
| 81    | 1/21/2010 | 18:38:29 | 60.3     | A    | 40-90 | 0:02:40        | 1071519.305 | 56.6             | 86.5             | 68.8            | 66.8            |
| 82    | 1/21/2010 | 18:38:31 | 61.9     | A    | 40-90 | 0:02:42        | 1548816.619 | 56.6             | 86.5             | 68.8            | 66.8            |
| 83    | 1/21/2010 | 18:38:33 | 61       | A    | 40-90 | 0:02:44        | 1258925.412 | 56.6             | 86.5             | 68.8            | 66.8            |
| 84    | 1/21/2010 | 18:38:35 | 59       | A    | 40-90 | 0:02:46        | 794328.2347 | 56.6             | 86.5             | 68.8            | 66.8            |
| 85    | 1/21/2010 | 18:38:37 | 58.8     | A    | 40-90 | 0:02:48        | 758577.575  | 56.6             | 86.5             | 68.8            | 66.8            |
| 86    | 1/21/2010 | 18:38:39 | 58.6     | A    | 40-90 | 0:02:50        | 724435.9601 | 56.6             | 86.5             | 68.8            | 66.8            |
| 87    | 1/21/2010 | 18:38:41 | 58.5     | A    | 40-90 | 0:02:52        | 707945.7844 | 56.6             | 86.5             | 68.8            | 66.8            |
| 88    | 1/21/2010 | 18:38:43 | 58.9     | A    | 40-90 | 0:02:54        | 776247.1166 | 56.6             | 86.5             | 68.8            | 66.8            |
| 89    | 1/21/2010 | 18:38:45 | 60.7     | A    | 40-90 | 0:02:56        | 1174897.555 | 56.6             | 86.5             | 68.8            | 66.8            |
| 90    | 1/21/2010 | 18:38:47 | 58.1     | A    | 40-90 | 0:02:58        | 645654.229  | 56.6             | 86.5             | 68.8            | 66.8            |
| 91    | 1/21/2010 | 18:38:49 | 59.2     | A    | 40-90 | 0:03:00        | 831763.7711 | 56.6             | 86.5             | 68.8            | 66.8            |
| 92    | 1/21/2010 | 18:38:51 | 59.1     | A    | 40-90 | 0:03:02        | 812830.5162 | 56.6             | 86.5             | 68.8            | 66.8            |
| 93    | 1/21/2010 | 18:38:53 | 57.8     | A    | 40-90 | 0:03:04        | 602559.5861 | 56.6             | 86.5             | 68.8            | 66.8            |

## Receiver 2- Day

| Point | Date      | Time     | Pressure | Unit | Scale | Acumulate Time | 10 <sup>^(.1*A)</sup> | L <sub>min</sub> | L <sub>max</sub> | L <sub>10</sub> | L <sub>eq</sub> |
|-------|-----------|----------|----------|------|-------|----------------|-----------------------|------------------|------------------|-----------------|-----------------|
| 94    | 1/21/2010 | 18:38:55 | 58.1     | A    | 40-90 | 0:03:06        | 645654.229            | 56.6             | 86.5             | 68.8            | 66.8            |
| 95    | 1/21/2010 | 18:38:57 | 57.6     | A    | 40-90 | 0:03:08        | 575439.9373           | 56.6             | 86.5             | 68.8            | 66.8            |
| 96    | 1/21/2010 | 18:38:59 | 58.6     | A    | 40-90 | 0:03:10        | 724435.9601           | 56.6             | 86.5             | 68.8            | 66.8            |
| 97    | 1/21/2010 | 18:39:01 | 58.1     | A    | 40-90 | 0:03:12        | 645654.229            | 56.6             | 86.5             | 68.8            | 66.8            |
| 98    | 1/21/2010 | 18:39:03 | 59.1     | A    | 40-90 | 0:03:14        | 812830.5162           | 56.6             | 86.5             | 68.8            | 66.8            |
| 99    | 1/21/2010 | 18:39:05 | 59.3     | A    | 40-90 | 0:03:16        | 851138.0382           | 56.6             | 86.5             | 68.8            | 66.8            |
| 100   | 1/21/2010 | 18:39:07 | 58.7     | A    | 40-90 | 0:03:18        | 741310.2413           | 56.6             | 86.5             | 68.8            | 66.8            |
| 101   | 1/21/2010 | 18:39:09 | 59.4     | A    | 40-90 | 0:03:20        | 870963.59             | 56.6             | 86.5             | 68.8            | 66.8            |
| 102   | 1/21/2010 | 18:39:11 | 59.8     | A    | 40-90 | 0:03:22        | 954992.586            | 56.6             | 86.5             | 68.8            | 66.8            |
| 103   | 1/21/2010 | 18:39:13 | 60.7     | A    | 40-90 | 0:03:24        | 1174897.555           | 56.6             | 86.5             | 68.8            | 66.8            |
| 104   | 1/21/2010 | 18:39:15 | 60.9     | A    | 40-90 | 0:03:26        | 1230268.771           | 56.6             | 86.5             | 68.8            | 66.8            |
| 105   | 1/21/2010 | 18:39:17 | 63.4     | A    | 40-90 | 0:03:28        | 2187761.624           | 56.6             | 86.5             | 68.8            | 66.8            |
| 106   | 1/21/2010 | 18:39:19 | 64.3     | A    | 40-90 | 0:03:30        | 2691534.804           | 56.6             | 86.5             | 68.8            | 66.8            |
| 107   | 1/21/2010 | 18:39:21 | 61.4     | A    | 40-90 | 0:03:32        | 1380384.265           | 56.6             | 86.5             | 68.8            | 66.8            |
| 108   | 1/21/2010 | 18:39:23 | 60.5     | A    | 40-90 | 0:03:34        | 1122018.454           | 56.6             | 86.5             | 68.8            | 66.8            |
| 109   | 1/21/2010 | 18:39:25 | 60.8     | A    | 40-90 | 0:03:36        | 1202264.435           | 56.6             | 86.5             | 68.8            | 66.8            |
| 110   | 1/21/2010 | 18:39:27 | 62.3     | A    | 40-90 | 0:03:38        | 1698243.652           | 56.6             | 86.5             | 68.8            | 66.8            |
| 111   | 1/21/2010 | 18:39:29 | 61.5     | A    | 40-90 | 0:03:40        | 1412537.545           | 56.6             | 86.5             | 68.8            | 66.8            |
| 112   | 1/21/2010 | 18:39:31 | 64.4     | A    | 40-90 | 0:03:42        | 2754228.703           | 56.6             | 86.5             | 68.8            | 66.8            |
| 113   | 1/21/2010 | 18:39:33 | 68.1     | A    | 40-90 | 0:03:44        | 6456542.29            | 56.6             | 86.5             | 68.8            | 66.8            |
| 114   | 1/21/2010 | 18:39:35 | 67       | A    | 40-90 | 0:03:46        | 5011872.336           | 56.6             | 86.5             | 68.8            | 66.8            |
| 115   | 1/21/2010 | 18:39:37 | 67.5     | A    | 40-90 | 0:03:48        | 5623413.252           | 56.6             | 86.5             | 68.8            | 66.8            |
| 116   | 1/21/2010 | 18:39:39 | 66.1     | A    | 40-90 | 0:03:50        | 4073802.778           | 56.6             | 86.5             | 68.8            | 66.8            |
| 117   | 1/21/2010 | 18:39:41 | 66.1     | A    | 40-90 | 0:03:52        | 4073802.778           | 56.6             | 86.5             | 68.8            | 66.8            |
| 118   | 1/21/2010 | 18:39:43 | 64.2     | A    | 40-90 | 0:03:54        | 2630267.992           | 56.6             | 86.5             | 68.8            | 66.8            |
| 119   | 1/21/2010 | 18:39:45 | 60.4     | A    | 40-90 | 0:03:56        | 1096478.196           | 56.6             | 86.5             | 68.8            | 66.8            |
| 120   | 1/21/2010 | 18:39:47 | 59.2     | A    | 40-90 | 0:03:58        | 831763.7711           | 56.6             | 86.5             | 68.8            | 66.8            |
| 121   | 1/21/2010 | 18:39:49 | 59.9     | A    | 40-90 | 0:04:00        | 977237.221            | 56.6             | 86.5             | 68.8            | 66.8            |
| 122   | 1/21/2010 | 18:39:51 | 61.1     | A    | 40-90 | 0:04:02        | 1288249.552           | 56.6             | 86.5             | 68.8            | 66.8            |
| 123   | 1/21/2010 | 18:39:53 | 63.4     | A    | 40-90 | 0:04:04        | 2187761.624           | 56.6             | 86.5             | 68.8            | 66.8            |
| 124   | 1/21/2010 | 18:39:55 | 65.4     | A    | 40-90 | 0:04:06        | 3467368.505           | 56.6             | 86.5             | 68.8            | 66.8            |

## Receiver 2- Day

| Point | Date      | Time     | Pressure | Unit | Scale | Acumulate Time | 10 <sup>^(1*A)</sup> | L <sub>min</sub> | L <sub>max</sub> | L <sub>10</sub> | L <sub>eq</sub> |
|-------|-----------|----------|----------|------|-------|----------------|----------------------|------------------|------------------|-----------------|-----------------|
| 125   | 1/21/2010 | 18:39:57 | 63.3     | A    | 40-90 | 0:04:08        | 2137962.09           | 56.6             | 86.5             | 68.8            | 66.8            |
| 126   | 1/21/2010 | 18:39:59 | 62.3     | A    | 40-90 | 0:04:10        | 1698243.652          | 56.6             | 86.5             | 68.8            | 66.8            |
| 127   | 1/21/2010 | 18:40:01 | 63       | A    | 40-90 | 0:04:12        | 1995262.315          | 56.6             | 86.5             | 68.8            | 66.8            |
| 128   | 1/21/2010 | 18:40:03 | 61.1     | A    | 40-90 | 0:04:14        | 1288249.552          | 56.6             | 86.5             | 68.8            | 66.8            |
| 129   | 1/21/2010 | 18:40:05 | 61.3     | A    | 40-90 | 0:04:16        | 1348962.883          | 56.6             | 86.5             | 68.8            | 66.8            |
| 130   | 1/21/2010 | 18:40:07 | 61.2     | A    | 40-90 | 0:04:18        | 1318256.739          | 56.6             | 86.5             | 68.8            | 66.8            |
| 131   | 1/21/2010 | 18:40:09 | 64.4     | A    | 40-90 | 0:04:20        | 2754228.703          | 56.6             | 86.5             | 68.8            | 66.8            |
| 132   | 1/21/2010 | 18:40:11 | 65.9     | A    | 40-90 | 0:04:22        | 3890451.45           | 56.6             | 86.5             | 68.8            | 66.8            |
| 133   | 1/21/2010 | 18:40:13 | 64.5     | A    | 40-90 | 0:04:24        | 2818382.931          | 56.6             | 86.5             | 68.8            | 66.8            |
| 134   | 1/21/2010 | 18:40:15 | 65.6     | A    | 40-90 | 0:04:26        | 3630780.548          | 56.6             | 86.5             | 68.8            | 66.8            |
| 135   | 1/21/2010 | 18:40:17 | 66.1     | A    | 40-90 | 0:04:28        | 4073802.778          | 56.6             | 86.5             | 68.8            | 66.8            |
| 136   | 1/21/2010 | 18:40:19 | 67       | A    | 40-90 | 0:04:30        | 5011872.336          | 56.6             | 86.5             | 68.8            | 66.8            |
| 137   | 1/21/2010 | 18:40:21 | 68.2     | A    | 40-90 | 0:04:32        | 6606934.48           | 56.6             | 86.5             | 68.8            | 66.8            |
| 138   | 1/21/2010 | 18:40:23 | 68.6     | A    | 40-90 | 0:04:34        | 7244359.601          | 56.6             | 86.5             | 68.8            | 66.8            |
| 139   | 1/21/2010 | 18:40:25 | 68.3     | A    | 40-90 | 0:04:36        | 6760829.754          | 56.6             | 86.5             | 68.8            | 66.8            |
| 140   | 1/21/2010 | 18:40:27 | 68.5     | A    | 40-90 | 0:04:38        | 7079457.844          | 56.6             | 86.5             | 68.8            | 66.8            |
| 141   | 1/21/2010 | 18:40:29 | 68.5     | A    | 40-90 | 0:04:40        | 7079457.844          | 56.6             | 86.5             | 68.8            | 66.8            |
| 142   | 1/21/2010 | 18:40:31 | 68.7     | A    | 40-90 | 0:04:42        | 7413102.413          | 56.6             | 86.5             | 68.8            | 66.8            |
| 143   | 1/21/2010 | 18:40:33 | 69       | A    | 40-90 | 0:04:44        | 7943282.347          | 56.6             | 86.5             | 68.8            | 66.8            |
| 144   | 1/21/2010 | 18:40:35 | 69       | A    | 40-90 | 0:04:46        | 7943282.347          | 56.6             | 86.5             | 68.8            | 66.8            |
| 145   | 1/21/2010 | 18:40:37 | 69.2     | A    | 40-90 | 0:04:48        | 8317637.711          | 56.6             | 86.5             | 68.8            | 66.8            |
| 146   | 1/21/2010 | 18:40:39 | 69.5     | A    | 40-90 | 0:04:50        | 8912509.381          | 56.6             | 86.5             | 68.8            | 66.8            |
| 147   | 1/21/2010 | 18:40:41 | 69.8     | A    | 40-90 | 0:04:52        | 9549925.86           | 56.6             | 86.5             | 68.8            | 66.8            |
| 148   | 1/21/2010 | 18:40:43 | 69.8     | A    | 40-90 | 0:04:54        | 9549925.86           | 56.6             | 86.5             | 68.8            | 66.8            |
| 149   | 1/21/2010 | 18:40:45 | 69.3     | A    | 40-90 | 0:04:56        | 8511380.382          | 56.6             | 86.5             | 68.8            | 66.8            |
| 150   | 1/21/2010 | 18:40:47 | 69.4     | A    | 40-90 | 0:04:58        | 8709635.9            | 56.6             | 86.5             | 68.8            | 66.8            |
| 151   | 1/21/2010 | 18:40:49 | 69.1     | A    | 40-90 | 0:05:00        | 8128305.162          | 56.6             | 86.5             | 68.8            | 66.8            |
| 152   | 1/21/2010 | 18:40:51 | 69.7     | A    | 40-90 | 0:05:02        | 9332543.008          | 56.6             | 86.5             | 68.8            | 66.8            |
| 153   | 1/21/2010 | 18:40:53 | 86.5     | A    | 40-90 | 0:05:04        | 446683592.2          | 56.6             | 86.5             | 68.8            | 66.8            |
| 154   | 1/21/2010 | 18:40:55 | 74.7     | A    | 40-90 | 0:05:06        | 29512092.27          | 56.6             | 86.5             | 68.8            | 66.8            |
| 155   | 1/21/2010 | 18:40:57 | 71.7     | A    | 40-90 | 0:05:08        | 14791083.88          | 56.6             | 86.5             | 68.8            | 66.8            |

## Receiver 2- Day

| Point | Date      | Time     | Pressure | Unit | Scale | Acumulate Time | 10 <sup>^(.1*A)</sup> | L <sub>min</sub> | L <sub>max</sub> | L <sub>10</sub> | L <sub>eq</sub> |
|-------|-----------|----------|----------|------|-------|----------------|-----------------------|------------------|------------------|-----------------|-----------------|
| 156   | 1/21/2010 | 18:40:59 | 63.5     | A    | 40-90 | 0:05:10        | 2238721.139           | 56.6             | 86.5             | 68.8            | 66.8            |
| 157   | 1/21/2010 | 18:41:01 | 62.5     | A    | 40-90 | 0:05:12        | 1778279.41            | 56.6             | 86.5             | 68.8            | 66.8            |
| 158   | 1/21/2010 | 18:41:03 | 65.1     | A    | 40-90 | 0:05:14        | 3235936.569           | 56.6             | 86.5             | 68.8            | 66.8            |
| 159   | 1/21/2010 | 18:41:05 | 63.4     | A    | 40-90 | 0:05:16        | 2187761.624           | 56.6             | 86.5             | 68.8            | 66.8            |
| 160   | 1/21/2010 | 18:41:07 | 63       | A    | 40-90 | 0:05:18        | 1995262.315           | 56.6             | 86.5             | 68.8            | 66.8            |
| 161   | 1/21/2010 | 18:41:09 | 63.5     | A    | 40-90 | 0:05:20        | 2238721.139           | 56.6             | 86.5             | 68.8            | 66.8            |
| 162   | 1/21/2010 | 18:41:11 | 61.7     | A    | 40-90 | 0:05:22        | 1479108.388           | 56.6             | 86.5             | 68.8            | 66.8            |
| 163   | 1/21/2010 | 18:41:13 | 60.1     | A    | 40-90 | 0:05:24        | 1023292.992           | 56.6             | 86.5             | 68.8            | 66.8            |
| 164   | 1/21/2010 | 18:41:15 | 60.2     | A    | 40-90 | 0:05:26        | 1047128.548           | 56.6             | 86.5             | 68.8            | 66.8            |
| 165   | 1/21/2010 | 18:41:17 | 61.5     | A    | 40-90 | 0:05:28        | 1412537.545           | 56.6             | 86.5             | 68.8            | 66.8            |
| 166   | 1/21/2010 | 18:41:19 | 77.2     | A    | 40-90 | 0:05:30        | 52480746.02           | 56.6             | 86.5             | 68.8            | 66.8            |
| 167   | 1/21/2010 | 18:41:21 | 64.5     | A    | 40-90 | 0:05:32        | 2818382.931           | 56.6             | 86.5             | 68.8            | 66.8            |
| 168   | 1/21/2010 | 18:41:23 | 61.5     | A    | 40-90 | 0:05:34        | 1412537.545           | 56.6             | 86.5             | 68.8            | 66.8            |
| 169   | 1/21/2010 | 18:41:25 | 63.1     | A    | 40-90 | 0:05:36        | 2041737.945           | 56.6             | 86.5             | 68.8            | 66.8            |
| 170   | 1/21/2010 | 18:41:27 | 62.1     | A    | 40-90 | 0:05:38        | 1621810.097           | 56.6             | 86.5             | 68.8            | 66.8            |
| 171   | 1/21/2010 | 18:41:29 | 62.5     | A    | 40-90 | 0:05:40        | 1778279.41            | 56.6             | 86.5             | 68.8            | 66.8            |
| 172   | 1/21/2010 | 18:41:31 | 62.9     | A    | 40-90 | 0:05:42        | 1949844.6             | 56.6             | 86.5             | 68.8            | 66.8            |
| 173   | 1/21/2010 | 18:41:33 | 63.8     | A    | 40-90 | 0:05:44        | 2398832.919           | 56.6             | 86.5             | 68.8            | 66.8            |
| 174   | 1/21/2010 | 18:41:35 | 60.8     | A    | 40-90 | 0:05:46        | 1202264.435           | 56.6             | 86.5             | 68.8            | 66.8            |
| 175   | 1/21/2010 | 18:41:37 | 59.3     | A    | 40-90 | 0:05:48        | 851138.0382           | 56.6             | 86.5             | 68.8            | 66.8            |
| 176   | 1/21/2010 | 18:41:39 | 59.9     | A    | 40-90 | 0:05:50        | 977237.221            | 56.6             | 86.5             | 68.8            | 66.8            |
| 177   | 1/21/2010 | 18:41:41 | 60.4     | A    | 40-90 | 0:05:52        | 1096478.196           | 56.6             | 86.5             | 68.8            | 66.8            |
| 178   | 1/21/2010 | 18:41:43 | 62.8     | A    | 40-90 | 0:05:54        | 1905460.718           | 56.6             | 86.5             | 68.8            | 66.8            |
| 179   | 1/21/2010 | 18:41:45 | 62.9     | A    | 40-90 | 0:05:56        | 1949844.6             | 56.6             | 86.5             | 68.8            | 66.8            |
| 180   | 1/21/2010 | 18:41:47 | 64.4     | A    | 40-90 | 0:05:58        | 2754228.703           | 56.6             | 86.5             | 68.8            | 66.8            |
| 181   | 1/21/2010 | 18:41:49 | 64.5     | A    | 40-90 | 0:06:00        | 2818382.931           | 56.6             | 86.5             | 68.8            | 66.8            |
| 182   | 1/21/2010 | 18:41:51 | 65.1     | A    | 40-90 | 0:06:02        | 3235936.569           | 56.6             | 86.5             | 68.8            | 66.8            |
| 183   | 1/21/2010 | 18:41:53 | 67.5     | A    | 40-90 | 0:06:04        | 5623413.252           | 56.6             | 86.5             | 68.8            | 66.8            |
| 184   | 1/21/2010 | 18:41:55 | 69.8     | A    | 40-90 | 0:06:06        | 9549925.86            | 56.6             | 86.5             | 68.8            | 66.8            |
| 185   | 1/21/2010 | 18:41:57 | 78       | A    | 40-90 | 0:06:08        | 63095734.45           | 56.6             | 86.5             | 68.8            | 66.8            |
| 186   | 1/21/2010 | 18:41:59 | 79.9     | A    | 40-90 | 0:06:10        | 97723722.1            | 56.6             | 86.5             | 68.8            | 66.8            |

## Receiver 2- Day

| Point | Date      | Time     | Pressure | Unit | Scale | Acumulate Time | 10 <sup>^(.1*A)</sup> | L <sub>min</sub> | L <sub>max</sub> | L <sub>10</sub> | L <sub>eq</sub> |
|-------|-----------|----------|----------|------|-------|----------------|-----------------------|------------------|------------------|-----------------|-----------------|
| 187   | 1/21/2010 | 18:42:01 | 78.2     | A    | 40-90 | 0:06:12        | 66069344.8            | 56.6             | 86.5             | 68.8            | 66.8            |
| 188   | 1/21/2010 | 18:42:03 | 76.5     | A    | 40-90 | 0:06:14        | 44668359.22           | 56.6             | 86.5             | 68.8            | 66.8            |
| 189   | 1/21/2010 | 18:42:05 | 73.9     | A    | 40-90 | 0:06:16        | 24547089.16           | 56.6             | 86.5             | 68.8            | 66.8            |
| 190   | 1/21/2010 | 18:42:07 | 72.3     | A    | 40-90 | 0:06:18        | 16982436.52           | 56.6             | 86.5             | 68.8            | 66.8            |
| 191   | 1/21/2010 | 18:42:09 | 74.3     | A    | 40-90 | 0:06:20        | 26915348.04           | 56.6             | 86.5             | 68.8            | 66.8            |
| 192   | 1/21/2010 | 18:42:11 | 79.5     | A    | 40-90 | 0:06:22        | 89125093.81           | 56.6             | 86.5             | 68.8            | 66.8            |
| 193   | 1/21/2010 | 18:42:13 | 72       | A    | 40-90 | 0:06:24        | 15848931.92           | 56.6             | 86.5             | 68.8            | 66.8            |
| 194   | 1/21/2010 | 18:42:15 | 69.3     | A    | 40-90 | 0:06:26        | 8511380.382           | 56.6             | 86.5             | 68.8            | 66.8            |
| 195   | 1/21/2010 | 18:42:17 | 70.3     | A    | 40-90 | 0:06:28        | 10715193.05           | 56.6             | 86.5             | 68.8            | 66.8            |
| 196   | 1/21/2010 | 18:42:19 | 67.2     | A    | 40-90 | 0:06:30        | 5248074.602           | 56.6             | 86.5             | 68.8            | 66.8            |
| 197   | 1/21/2010 | 18:42:21 | 72.2     | A    | 40-90 | 0:06:32        | 16595869.07           | 56.6             | 86.5             | 68.8            | 66.8            |
| 198   | 1/21/2010 | 18:42:23 | 73.2     | A    | 40-90 | 0:06:34        | 20892961.31           | 56.6             | 86.5             | 68.8            | 66.8            |
| 199   | 1/21/2010 | 18:42:25 | 73       | A    | 40-90 | 0:06:36        | 19952623.15           | 56.6             | 86.5             | 68.8            | 66.8            |
| 200   | 1/21/2010 | 18:42:27 | 71.7     | A    | 40-90 | 0:06:38        | 14791083.88           | 56.6             | 86.5             | 68.8            | 66.8            |
| 201   | 1/21/2010 | 18:42:29 | 71.2     | A    | 40-90 | 0:06:40        | 13182567.39           | 56.6             | 86.5             | 68.8            | 66.8            |
| 202   | 1/21/2010 | 18:42:31 | 71       | A    | 40-90 | 0:06:42        | 12589254.12           | 56.6             | 86.5             | 68.8            | 66.8            |
| 203   | 1/21/2010 | 18:42:33 | 71.1     | A    | 40-90 | 0:06:44        | 12882495.52           | 56.6             | 86.5             | 68.8            | 66.8            |
| 204   | 1/21/2010 | 18:42:35 | 71.9     | A    | 40-90 | 0:06:46        | 15488166.19           | 56.6             | 86.5             | 68.8            | 66.8            |
| 205   | 1/21/2010 | 18:42:37 | 71.9     | A    | 40-90 | 0:06:48        | 15488166.19           | 56.6             | 86.5             | 68.8            | 66.8            |
| 206   | 1/21/2010 | 18:42:39 | 71.9     | A    | 40-90 | 0:06:50        | 15488166.19           | 56.6             | 86.5             | 68.8            | 66.8            |
| 207   | 1/21/2010 | 18:42:41 | 76.1     | A    | 40-90 | 0:06:52        | 40738027.78           | 56.6             | 86.5             | 68.8            | 66.8            |
| 208   | 1/21/2010 | 18:42:43 | 73.7     | A    | 40-90 | 0:06:54        | 23442288.15           | 56.6             | 86.5             | 68.8            | 66.8            |
| 209   | 1/21/2010 | 18:42:45 | 70       | A    | 40-90 | 0:06:56        | 10000000              | 56.6             | 86.5             | 68.8            | 66.8            |
| 210   | 1/21/2010 | 18:42:47 | 69.3     | A    | 40-90 | 0:06:58        | 8511380.382           | 56.6             | 86.5             | 68.8            | 66.8            |
| 211   | 1/21/2010 | 18:42:49 | 73.2     | A    | 40-90 | 0:07:00        | 20892961.31           | 56.6             | 86.5             | 68.8            | 66.8            |
| 212   | 1/21/2010 | 18:42:51 | 71.2     | A    | 40-90 | 0:07:02        | 13182567.39           | 56.6             | 86.5             | 68.8            | 66.8            |
| 213   | 1/21/2010 | 18:42:53 | 73.2     | A    | 40-90 | 0:07:04        | 20892961.31           | 56.6             | 86.5             | 68.8            | 66.8            |
| 214   | 1/21/2010 | 18:42:55 | 75       | A    | 40-90 | 0:07:06        | 31622776.6            | 56.6             | 86.5             | 68.8            | 66.8            |
| 215   | 1/21/2010 | 18:42:57 | 74.3     | A    | 40-90 | 0:07:08        | 26915348.04           | 56.6             | 86.5             | 68.8            | 66.8            |
| 216   | 1/21/2010 | 18:42:59 | 72.4     | A    | 40-90 | 0:07:10        | 17378008.29           | 56.6             | 86.5             | 68.8            | 66.8            |
| 217   | 1/21/2010 | 18:43:01 | 69.8     | A    | 40-90 | 0:07:12        | 9549925.86            | 56.6             | 86.5             | 68.8            | 66.8            |



## Receiver 2- Day

| Point | Date      | Time     | Pressure | Unit | Scale | Acumulate Time | 10 <sup>^(.1*A)</sup> | L <sub>min</sub> | L <sub>max</sub> | L <sub>10</sub> | L <sub>eq</sub> |
|-------|-----------|----------|----------|------|-------|----------------|-----------------------|------------------|------------------|-----------------|-----------------|
| 218   | 1/21/2010 | 18:43:03 | 63.6     | A    | 40-90 | 0:07:14        | 2290867.653           | 56.6             | 86.5             | 68.8            | 66.8            |
| 219   | 1/21/2010 | 18:43:05 | 62       | A    | 40-90 | 0:07:16        | 1584893.192           | 56.6             | 86.5             | 68.8            | 66.8            |
| 220   | 1/21/2010 | 18:43:07 | 68.8     | A    | 40-90 | 0:07:18        | 7585775.75            | 56.6             | 86.5             | 68.8            | 66.8            |
| 221   | 1/21/2010 | 18:43:09 | 62       | A    | 40-90 | 0:07:20        | 1584893.192           | 56.6             | 86.5             | 68.8            | 66.8            |
| 222   | 1/21/2010 | 18:43:11 | 60.5     | A    | 40-90 | 0:07:22        | 1122018.454           | 56.6             | 86.5             | 68.8            | 66.8            |
| 223   | 1/21/2010 | 18:43:13 | 60.9     | A    | 40-90 | 0:07:24        | 1230268.771           | 56.6             | 86.5             | 68.8            | 66.8            |
| 224   | 1/21/2010 | 18:43:15 | 62.6     | A    | 40-90 | 0:07:26        | 1819700.859           | 56.6             | 86.5             | 68.8            | 66.8            |
| 225   | 1/21/2010 | 18:43:17 | 60.2     | A    | 40-90 | 0:07:28        | 1047128.548           | 56.6             | 86.5             | 68.8            | 66.8            |
| 226   | 1/21/2010 | 18:43:19 | 60.4     | A    | 40-90 | 0:07:30        | 1096478.196           | 56.6             | 86.5             | 68.8            | 66.8            |
| 227   | 1/21/2010 | 18:43:21 | 62.9     | A    | 40-90 | 0:07:32        | 1949844.6             | 56.6             | 86.5             | 68.8            | 66.8            |
| 228   | 1/21/2010 | 18:43:23 | 60.4     | A    | 40-90 | 0:07:34        | 1096478.196           | 56.6             | 86.5             | 68.8            | 66.8            |
| 229   | 1/21/2010 | 18:43:25 | 59.2     | A    | 40-90 | 0:07:36        | 831763.7711           | 56.6             | 86.5             | 68.8            | 66.8            |
| 230   | 1/21/2010 | 18:43:27 | 58       | A    | 40-90 | 0:07:38        | 630957.3445           | 56.6             | 86.5             | 68.8            | 66.8            |
| 231   | 1/21/2010 | 18:43:29 | 60.4     | A    | 40-90 | 0:07:40        | 1096478.196           | 56.6             | 86.5             | 68.8            | 66.8            |
| 232   | 1/21/2010 | 18:43:31 | 60.2     | A    | 40-90 | 0:07:42        | 1047128.548           | 56.6             | 86.5             | 68.8            | 66.8            |
| 233   | 1/21/2010 | 18:43:33 | 59       | A    | 40-90 | 0:07:44        | 794328.2347           | 56.6             | 86.5             | 68.8            | 66.8            |
| 234   | 1/21/2010 | 18:43:35 | 60       | A    | 40-90 | 0:07:46        | 1000000               | 56.6             | 86.5             | 68.8            | 66.8            |
| 235   | 1/21/2010 | 18:43:37 | 59.4     | A    | 40-90 | 0:07:48        | 870963.59             | 56.6             | 86.5             | 68.8            | 66.8            |
| 236   | 1/21/2010 | 18:43:39 | 59.1     | A    | 40-90 | 0:07:50        | 812830.5162           | 56.6             | 86.5             | 68.8            | 66.8            |
| 237   | 1/21/2010 | 18:43:41 | 59.7     | A    | 40-90 | 0:07:52        | 933254.3008           | 56.6             | 86.5             | 68.8            | 66.8            |
| 238   | 1/21/2010 | 18:43:43 | 59.9     | A    | 40-90 | 0:07:54        | 977237.221            | 56.6             | 86.5             | 68.8            | 66.8            |
| 239   | 1/21/2010 | 18:43:45 | 60       | A    | 40-90 | 0:07:56        | 1000000               | 56.6             | 86.5             | 68.8            | 66.8            |
| 240   | 1/21/2010 | 18:43:47 | 59.6     | A    | 40-90 | 0:07:58        | 912010.8394           | 56.6             | 86.5             | 68.8            | 66.8            |
| 241   | 1/21/2010 | 18:43:49 | 59       | A    | 40-90 | 0:08:00        | 794328.2347           | 56.6             | 86.5             | 68.8            | 66.8            |
| 242   | 1/21/2010 | 18:43:51 | 59       | A    | 40-90 | 0:08:02        | 794328.2347           | 56.6             | 86.5             | 68.8            | 66.8            |
| 243   | 1/21/2010 | 18:43:53 | 59       | A    | 40-90 | 0:08:04        | 794328.2347           | 56.6             | 86.5             | 68.8            | 66.8            |
| 244   | 1/21/2010 | 18:43:55 | 61.3     | A    | 40-90 | 0:08:06        | 1348962.883           | 56.6             | 86.5             | 68.8            | 66.8            |
| 245   | 1/21/2010 | 18:43:57 | 59.4     | A    | 40-90 | 0:08:08        | 870963.59             | 56.6             | 86.5             | 68.8            | 66.8            |
| 246   | 1/21/2010 | 18:43:59 | 59.6     | A    | 40-90 | 0:08:10        | 912010.8394           | 56.6             | 86.5             | 68.8            | 66.8            |
| 247   | 1/21/2010 | 18:44:01 | 60.7     | A    | 40-90 | 0:08:12        | 1174897.555           | 56.6             | 86.5             | 68.8            | 66.8            |
| 248   | 1/21/2010 | 18:44:03 | 60.4     | A    | 40-90 | 0:08:14        | 1096478.196           | 56.6             | 86.5             | 68.8            | 66.8            |

## Receiver 2- Day

| Point | Date      | Time     | Pressure | Unit | Scale | Acumulate Time | 10 <sup>^(1*A)</sup> | L <sub>min</sub> | L <sub>max</sub> | L <sub>10</sub> | L <sub>eq</sub> |
|-------|-----------|----------|----------|------|-------|----------------|----------------------|------------------|------------------|-----------------|-----------------|
| 249   | 1/21/2010 | 18:44:05 | 61.4     | A    | 40-90 | 0:08:16        | 1380384.265          | 56.6             | 86.5             | 68.8            | 66.8            |
| 250   | 1/21/2010 | 18:44:07 | 61.6     | A    | 40-90 | 0:08:18        | 1445439.771          | 56.6             | 86.5             | 68.8            | 66.8            |
| 251   | 1/21/2010 | 18:44:09 | 62       | A    | 40-90 | 0:08:20        | 1584893.192          | 56.6             | 86.5             | 68.8            | 66.8            |
| 252   | 1/21/2010 | 18:44:11 | 61.6     | A    | 40-90 | 0:08:22        | 1445439.771          | 56.6             | 86.5             | 68.8            | 66.8            |
| 253   | 1/21/2010 | 18:44:13 | 61.7     | A    | 40-90 | 0:08:24        | 1479108.388          | 56.6             | 86.5             | 68.8            | 66.8            |
| 254   | 1/21/2010 | 18:44:15 | 60.3     | A    | 40-90 | 0:08:26        | 1071519.305          | 56.6             | 86.5             | 68.8            | 66.8            |
| 255   | 1/21/2010 | 18:44:17 | 61.7     | A    | 40-90 | 0:08:28        | 1479108.388          | 56.6             | 86.5             | 68.8            | 66.8            |
| 256   | 1/21/2010 | 18:44:19 | 63.8     | A    | 40-90 | 0:08:30        | 2398832.919          | 56.6             | 86.5             | 68.8            | 66.8            |
| 257   | 1/21/2010 | 18:44:21 | 64.9     | A    | 40-90 | 0:08:32        | 3090295.433          | 56.6             | 86.5             | 68.8            | 66.8            |
| 258   | 1/21/2010 | 18:44:23 | 62       | A    | 40-90 | 0:08:34        | 1584893.192          | 56.6             | 86.5             | 68.8            | 66.8            |
| 259   | 1/21/2010 | 18:44:25 | 61.9     | A    | 40-90 | 0:08:36        | 1548816.619          | 56.6             | 86.5             | 68.8            | 66.8            |
| 260   | 1/21/2010 | 18:44:27 | 63       | A    | 40-90 | 0:08:38        | 1995262.315          | 56.6             | 86.5             | 68.8            | 66.8            |
| 261   | 1/21/2010 | 18:44:29 | 63.1     | A    | 40-90 | 0:08:40        | 2041737.945          | 56.6             | 86.5             | 68.8            | 66.8            |
| 262   | 1/21/2010 | 18:44:31 | 64.5     | A    | 40-90 | 0:08:42        | 2818382.931          | 56.6             | 86.5             | 68.8            | 66.8            |
| 263   | 1/21/2010 | 18:44:33 | 63.7     | A    | 40-90 | 0:08:44        | 2344228.815          | 56.6             | 86.5             | 68.8            | 66.8            |
| 264   | 1/21/2010 | 18:44:35 | 61.9     | A    | 40-90 | 0:08:46        | 1548816.619          | 56.6             | 86.5             | 68.8            | 66.8            |
| 265   | 1/21/2010 | 18:44:37 | 61.2     | A    | 40-90 | 0:08:48        | 1318256.739          | 56.6             | 86.5             | 68.8            | 66.8            |
| 266   | 1/21/2010 | 18:44:39 | 63.4     | A    | 40-90 | 0:08:50        | 2187761.624          | 56.6             | 86.5             | 68.8            | 66.8            |
| 267   | 1/21/2010 | 18:44:41 | 63.4     | A    | 40-90 | 0:08:52        | 2187761.624          | 56.6             | 86.5             | 68.8            | 66.8            |
| 268   | 1/21/2010 | 18:44:43 | 62.4     | A    | 40-90 | 0:08:54        | 1737800.829          | 56.6             | 86.5             | 68.8            | 66.8            |
| 269   | 1/21/2010 | 18:44:45 | 62.6     | A    | 40-90 | 0:08:56        | 1819700.859          | 56.6             | 86.5             | 68.8            | 66.8            |
| 270   | 1/21/2010 | 18:44:47 | 62.8     | A    | 40-90 | 0:08:58        | 1905460.718          | 56.6             | 86.5             | 68.8            | 66.8            |
| 271   | 1/21/2010 | 18:44:49 | 62       | A    | 40-90 | 0:09:00        | 1584893.192          | 56.6             | 86.5             | 68.8            | 66.8            |
| 272   | 1/21/2010 | 18:44:51 | 60.4     | A    | 40-90 | 0:09:02        | 1096478.196          | 56.6             | 86.5             | 68.8            | 66.8            |
| 273   | 1/21/2010 | 18:44:53 | 59.1     | A    | 40-90 | 0:09:04        | 812830.5162          | 56.6             | 86.5             | 68.8            | 66.8            |
| 274   | 1/21/2010 | 18:44:55 | 59       | A    | 40-90 | 0:09:06        | 794328.2347          | 56.6             | 86.5             | 68.8            | 66.8            |
| 275   | 1/21/2010 | 18:44:57 | 59.5     | A    | 40-90 | 0:09:08        | 891250.9381          | 56.6             | 86.5             | 68.8            | 66.8            |
| 276   | 1/21/2010 | 18:44:59 | 59.9     | A    | 40-90 | 0:09:10        | 977237.221           | 56.6             | 86.5             | 68.8            | 66.8            |
| 277   | 1/21/2010 | 18:45:01 | 60.8     | A    | 40-90 | 0:09:12        | 1202264.435          | 56.6             | 86.5             | 68.8            | 66.8            |
| 278   | 1/21/2010 | 18:45:03 | 59.7     | A    | 40-90 | 0:09:14        | 933254.3008          | 56.6             | 86.5             | 68.8            | 66.8            |
| 279   | 1/21/2010 | 18:45:05 | 59.4     | A    | 40-90 | 0:09:16        | 870963.59            | 56.6             | 86.5             | 68.8            | 66.8            |

## Receiver 2- Day

| Point | Date      | Time     | Pressure | Unit | Scale | Acumulate Time | 10 <sup>^(.1*A)</sup> | L <sub>min</sub> | L <sub>max</sub> | L <sub>10</sub> | L <sub>eq</sub> |
|-------|-----------|----------|----------|------|-------|----------------|-----------------------|------------------|------------------|-----------------|-----------------|
| 280   | 1/21/2010 | 18:45:07 | 61.1     | A    | 40-90 | 0:09:18        | 1288249.552           | 56.6             | 86.5             | 68.8            | 66.8            |
| 281   | 1/21/2010 | 18:45:09 | 60.5     | A    | 40-90 | 0:09:20        | 1122018.454           | 56.6             | 86.5             | 68.8            | 66.8            |
| 282   | 1/21/2010 | 18:45:11 | 60.1     | A    | 40-90 | 0:09:22        | 1023292.992           | 56.6             | 86.5             | 68.8            | 66.8            |
| 283   | 1/21/2010 | 18:45:13 | 59.7     | A    | 40-90 | 0:09:24        | 933254.3008           | 56.6             | 86.5             | 68.8            | 66.8            |
| 284   | 1/21/2010 | 18:45:15 | 60.1     | A    | 40-90 | 0:09:26        | 1023292.992           | 56.6             | 86.5             | 68.8            | 66.8            |
| 285   | 1/21/2010 | 18:45:17 | 61.6     | A    | 40-90 | 0:09:28        | 1445439.771           | 56.6             | 86.5             | 68.8            | 66.8            |
| 286   | 1/21/2010 | 18:45:19 | 62.5     | A    | 40-90 | 0:09:30        | 1778279.41            | 56.6             | 86.5             | 68.8            | 66.8            |
| 287   | 1/21/2010 | 18:45:21 | 61.6     | A    | 40-90 | 0:09:32        | 1445439.771           | 56.6             | 86.5             | 68.8            | 66.8            |
| 288   | 1/21/2010 | 18:45:23 | 63.5     | A    | 40-90 | 0:09:34        | 2238721.139           | 56.6             | 86.5             | 68.8            | 66.8            |
| 289   | 1/21/2010 | 18:45:25 | 60.7     | A    | 40-90 | 0:09:36        | 1174897.555           | 56.6             | 86.5             | 68.8            | 66.8            |
| 290   | 1/21/2010 | 18:45:27 | 59.4     | A    | 40-90 | 0:09:38        | 870963.59             | 56.6             | 86.5             | 68.8            | 66.8            |
| 291   | 1/21/2010 | 18:45:29 | 58.6     | A    | 40-90 | 0:09:40        | 724435.9601           | 56.6             | 86.5             | 68.8            | 66.8            |
| 292   | 1/21/2010 | 18:45:31 | 60.4     | A    | 40-90 | 0:09:42        | 1096478.196           | 56.6             | 86.5             | 68.8            | 66.8            |
| 293   | 1/21/2010 | 18:45:33 | 59.7     | A    | 40-90 | 0:09:44        | 933254.3008           | 56.6             | 86.5             | 68.8            | 66.8            |
| 294   | 1/21/2010 | 18:45:35 | 60.1     | A    | 40-90 | 0:09:46        | 1023292.992           | 56.6             | 86.5             | 68.8            | 66.8            |
| 295   | 1/21/2010 | 18:45:37 | 61.5     | A    | 40-90 | 0:09:48        | 1412537.545           | 56.6             | 86.5             | 68.8            | 66.8            |
| 296   | 1/21/2010 | 18:45:39 | 61.3     | A    | 40-90 | 0:09:50        | 1348962.883           | 56.6             | 86.5             | 68.8            | 66.8            |
| 297   | 1/21/2010 | 18:45:41 | 61.9     | A    | 40-90 | 0:09:52        | 1548816.619           | 56.6             | 86.5             | 68.8            | 66.8            |
| 298   | 1/21/2010 | 18:45:43 | 61.5     | A    | 40-90 | 0:09:54        | 1412537.545           | 56.6             | 86.5             | 68.8            | 66.8            |
| 299   | 1/21/2010 | 18:45:45 | 60       | A    | 40-90 | 0:09:56        | 1000000               | 56.6             | 86.5             | 68.8            | 66.8            |
| 300   | 1/21/2010 | 18:45:47 | 59.3     | A    | 40-90 | 0:09:58        | 851138.0382           | 56.6             | 86.5             | 68.8            | 66.8            |
| 301   | 1/21/2010 | 18:45:49 | 59.4     | A    | 40-90 | 0:10:00        | 870963.59             | 56.6             | 86.5             | 68.8            | 66.8            |
| 302   | 1/21/2010 | 18:45:51 | 59.1     | A    | 40-90 | 0:10:02        | 812830.5162           | 56.6             | 86.5             | 68.8            | 66.8            |
| 303   | 1/21/2010 | 18:45:53 | 58.4     | A    | 40-90 | 0:10:04        | 691830.9709           | 56.6             | 86.5             | 68.8            | 66.8            |
| 304   | 1/21/2010 | 18:45:55 | 59.1     | A    | 40-90 | 0:10:06        | 812830.5162           | 56.6             | 86.5             | 68.8            | 66.8            |
| 305   | 1/21/2010 | 18:45:57 | 64.2     | A    | 40-90 | 0:10:08        | 2630267.992           | 56.6             | 86.5             | 68.8            | 66.8            |
| 306   | 1/21/2010 | 18:45:59 | 63       | A    | 40-90 | 0:10:10        | 1995262.315           | 56.6             | 86.5             | 68.8            | 66.8            |
| 307   | 1/21/2010 | 18:46:01 | 71.9     | A    | 40-90 | 0:10:12        | 15488166.19           | 56.6             | 86.5             | 68.8            | 66.8            |
| 308   | 1/21/2010 | 18:46:03 | 66.8     | A    | 40-90 | 0:10:14        | 4786300.923           | 56.6             | 86.5             | 68.8            | 66.8            |
| 309   | 1/21/2010 | 18:46:05 | 64.1     | A    | 40-90 | 0:10:16        | 2570395.783           | 56.6             | 86.5             | 68.8            | 66.8            |
| 310   | 1/21/2010 | 18:46:07 | 66.4     | A    | 40-90 | 0:10:18        | 4365158.322           | 56.6             | 86.5             | 68.8            | 66.8            |

## Receiver 2- Day

| Point | Date      | Time     | Pressure | Unit | Scale | Acumulate Time | 10 <sup>^(.1*A)</sup> | L <sub>min</sub> | L <sub>max</sub> | L <sub>10</sub> | L <sub>eq</sub> |
|-------|-----------|----------|----------|------|-------|----------------|-----------------------|------------------|------------------|-----------------|-----------------|
| 311   | 1/21/2010 | 18:46:09 | 64.6     | A    | 40-90 | 0:10:20        | 2884031.503           | 56.6             | 86.5             | 68.8            | 66.8            |
| 312   | 1/21/2010 | 18:46:11 | 66.5     | A    | 40-90 | 0:10:22        | 4466835.922           | 56.6             | 86.5             | 68.8            | 66.8            |
| 313   | 1/21/2010 | 18:46:13 | 64.2     | A    | 40-90 | 0:10:24        | 2630267.992           | 56.6             | 86.5             | 68.8            | 66.8            |
| 314   | 1/21/2010 | 18:46:15 | 64.9     | A    | 40-90 | 0:10:26        | 3090295.433           | 56.6             | 86.5             | 68.8            | 66.8            |
| 315   | 1/21/2010 | 18:46:17 | 69.4     | A    | 40-90 | 0:10:28        | 8709635.9             | 56.6             | 86.5             | 68.8            | 66.8            |
| 316   | 1/21/2010 | 18:46:19 | 62.3     | A    | 40-90 | 0:10:30        | 1698243.652           | 56.6             | 86.5             | 68.8            | 66.8            |
| 317   | 1/21/2010 | 18:46:21 | 63.4     | A    | 40-90 | 0:10:32        | 2187761.624           | 56.6             | 86.5             | 68.8            | 66.8            |
| 318   | 1/21/2010 | 18:46:23 | 65       | A    | 40-90 | 0:10:34        | 3162277.66            | 56.6             | 86.5             | 68.8            | 66.8            |
| 319   | 1/21/2010 | 18:46:25 | 61.4     | A    | 40-90 | 0:10:36        | 1380384.265           | 56.6             | 86.5             | 68.8            | 66.8            |
| 320   | 1/21/2010 | 18:46:27 | 61.1     | A    | 40-90 | 0:10:38        | 1288249.552           | 56.6             | 86.5             | 68.8            | 66.8            |
| 321   | 1/21/2010 | 18:46:29 | 65.8     | A    | 40-90 | 0:10:40        | 3801893.963           | 56.6             | 86.5             | 68.8            | 66.8            |
| 322   | 1/21/2010 | 18:46:31 | 68.7     | A    | 40-90 | 0:10:42        | 7413102.413           | 56.6             | 86.5             | 68.8            | 66.8            |
| 323   | 1/21/2010 | 18:46:33 | 66.2     | A    | 40-90 | 0:10:44        | 4168693.835           | 56.6             | 86.5             | 68.8            | 66.8            |
| 324   | 1/21/2010 | 18:46:35 | 62.9     | A    | 40-90 | 0:10:46        | 1949844.6             | 56.6             | 86.5             | 68.8            | 66.8            |
| 325   | 1/21/2010 | 18:46:37 | 65.8     | A    | 40-90 | 0:10:48        | 3801893.963           | 56.6             | 86.5             | 68.8            | 66.8            |
| 326   | 1/21/2010 | 18:46:39 | 66.6     | A    | 40-90 | 0:10:50        | 4570881.896           | 56.6             | 86.5             | 68.8            | 66.8            |
| 327   | 1/21/2010 | 18:46:41 | 65.9     | A    | 40-90 | 0:10:52        | 3890451.45            | 56.6             | 86.5             | 68.8            | 66.8            |
| 328   | 1/21/2010 | 18:46:43 | 65.8     | A    | 40-90 | 0:10:54        | 3801893.963           | 56.6             | 86.5             | 68.8            | 66.8            |
| 329   | 1/21/2010 | 18:46:45 | 65.1     | A    | 40-90 | 0:10:56        | 3235936.569           | 56.6             | 86.5             | 68.8            | 66.8            |
| 330   | 1/21/2010 | 18:46:47 | 68       | A    | 40-90 | 0:10:58        | 6309573.445           | 56.6             | 86.5             | 68.8            | 66.8            |
| 331   | 1/21/2010 | 18:46:49 | 75.3     | A    | 40-90 | 0:11:00        | 33884415.61           | 56.6             | 86.5             | 68.8            | 66.8            |
| 332   | 1/21/2010 | 18:46:51 | 66.5     | A    | 40-90 | 0:11:02        | 4466835.922           | 56.6             | 86.5             | 68.8            | 66.8            |
| 333   | 1/21/2010 | 18:46:53 | 68.1     | A    | 40-90 | 0:11:04        | 6456542.29            | 56.6             | 86.5             | 68.8            | 66.8            |
| 334   | 1/21/2010 | 18:46:55 | 63.6     | A    | 40-90 | 0:11:06        | 2290867.653           | 56.6             | 86.5             | 68.8            | 66.8            |
| 335   | 1/21/2010 | 18:46:57 | 63.6     | A    | 40-90 | 0:11:08        | 2290867.653           | 56.6             | 86.5             | 68.8            | 66.8            |
| 336   | 1/21/2010 | 18:46:59 | 64.9     | A    | 40-90 | 0:11:10        | 3090295.433           | 56.6             | 86.5             | 68.8            | 66.8            |
| 337   | 1/21/2010 | 18:47:01 | 63.1     | A    | 40-90 | 0:11:12        | 2041737.945           | 56.6             | 86.5             | 68.8            | 66.8            |
| 338   | 1/21/2010 | 18:47:03 | 65.5     | A    | 40-90 | 0:11:14        | 3548133.892           | 56.6             | 86.5             | 68.8            | 66.8            |
| 339   | 1/21/2010 | 18:47:05 | 65.5     | A    | 40-90 | 0:11:16        | 3548133.892           | 56.6             | 86.5             | 68.8            | 66.8            |
| 340   | 1/21/2010 | 18:47:07 | 64.9     | A    | 40-90 | 0:11:18        | 3090295.433           | 56.6             | 86.5             | 68.8            | 66.8            |
| 341   | 1/21/2010 | 18:47:09 | 64       | A    | 40-90 | 0:11:20        | 2511886.432           | 56.6             | 86.5             | 68.8            | 66.8            |

## Receiver 2- Day

| Point | Date      | Time     | Pressure | Unit | Scale | Acumulate Time | 10 <sup>^(.1*A)</sup> | L <sub>min</sub> | L <sub>max</sub> | L <sub>10</sub> | L <sub>eq</sub> |
|-------|-----------|----------|----------|------|-------|----------------|-----------------------|------------------|------------------|-----------------|-----------------|
| 342   | 1/21/2010 | 18:47:11 | 64.6     | A    | 40-90 | 0:11:22        | 2884031.503           | 56.6             | 86.5             | 68.8            | 66.8            |
| 343   | 1/21/2010 | 18:47:13 | 65.1     | A    | 40-90 | 0:11:24        | 3235936.569           | 56.6             | 86.5             | 68.8            | 66.8            |
| 344   | 1/21/2010 | 18:47:15 | 64.1     | A    | 40-90 | 0:11:26        | 2570395.783           | 56.6             | 86.5             | 68.8            | 66.8            |
| 345   | 1/21/2010 | 18:47:17 | 64.8     | A    | 40-90 | 0:11:28        | 3019951.72            | 56.6             | 86.5             | 68.8            | 66.8            |
| 346   | 1/21/2010 | 18:47:19 | 64.1     | A    | 40-90 | 0:11:30        | 2570395.783           | 56.6             | 86.5             | 68.8            | 66.8            |
| 347   | 1/21/2010 | 18:47:21 | 65.6     | A    | 40-90 | 0:11:32        | 3630780.548           | 56.6             | 86.5             | 68.8            | 66.8            |
| 348   | 1/21/2010 | 18:47:23 | 64.9     | A    | 40-90 | 0:11:34        | 3090295.433           | 56.6             | 86.5             | 68.8            | 66.8            |
| 349   | 1/21/2010 | 18:47:25 | 63.4     | A    | 40-90 | 0:11:36        | 2187761.624           | 56.6             | 86.5             | 68.8            | 66.8            |
| 350   | 1/21/2010 | 18:47:27 | 63.5     | A    | 40-90 | 0:11:38        | 2238721.139           | 56.6             | 86.5             | 68.8            | 66.8            |
| 351   | 1/21/2010 | 18:47:29 | 64.4     | A    | 40-90 | 0:11:40        | 2754228.703           | 56.6             | 86.5             | 68.8            | 66.8            |
| 352   | 1/21/2010 | 18:47:31 | 60.8     | A    | 40-90 | 0:11:42        | 1202264.435           | 56.6             | 86.5             | 68.8            | 66.8            |
| 353   | 1/21/2010 | 18:47:33 | 61.7     | A    | 40-90 | 0:11:44        | 1479108.388           | 56.6             | 86.5             | 68.8            | 66.8            |
| 354   | 1/21/2010 | 18:47:35 | 64.9     | A    | 40-90 | 0:11:46        | 3090295.433           | 56.6             | 86.5             | 68.8            | 66.8            |
| 355   | 1/21/2010 | 18:47:37 | 61.5     | A    | 40-90 | 0:11:48        | 1412537.545           | 56.6             | 86.5             | 68.8            | 66.8            |
| 356   | 1/21/2010 | 18:47:39 | 60.6     | A    | 40-90 | 0:11:50        | 1148153.621           | 56.6             | 86.5             | 68.8            | 66.8            |
| 357   | 1/21/2010 | 18:47:41 | 59.6     | A    | 40-90 | 0:11:52        | 912010.8394           | 56.6             | 86.5             | 68.8            | 66.8            |
| 358   | 1/21/2010 | 18:47:43 | 60.3     | A    | 40-90 | 0:11:54        | 1071519.305           | 56.6             | 86.5             | 68.8            | 66.8            |
| 359   | 1/21/2010 | 18:47:45 | 61.2     | A    | 40-90 | 0:11:56        | 1318256.739           | 56.6             | 86.5             | 68.8            | 66.8            |
| 360   | 1/21/2010 | 18:47:47 | 65       | A    | 40-90 | 0:11:58        | 3162277.66            | 56.6             | 86.5             | 68.8            | 66.8            |
| 361   | 1/21/2010 | 18:47:49 | 62.2     | A    | 40-90 | 0:12:00        | 1659586.907           | 56.6             | 86.5             | 68.8            | 66.8            |
| 362   | 1/21/2010 | 18:47:51 | 62.2     | A    | 40-90 | 0:12:02        | 1659586.907           | 56.6             | 86.5             | 68.8            | 66.8            |
| 363   | 1/21/2010 | 18:47:53 | 62.3     | A    | 40-90 | 0:12:04        | 1698243.652           | 56.6             | 86.5             | 68.8            | 66.8            |
| 364   | 1/21/2010 | 18:47:55 | 63.2     | A    | 40-90 | 0:12:06        | 2089296.131           | 56.6             | 86.5             | 68.8            | 66.8            |
| 365   | 1/21/2010 | 18:47:57 | 64.3     | A    | 40-90 | 0:12:08        | 2691534.804           | 56.6             | 86.5             | 68.8            | 66.8            |
| 366   | 1/21/2010 | 18:47:59 | 63.8     | A    | 40-90 | 0:12:10        | 2398832.919           | 56.6             | 86.5             | 68.8            | 66.8            |
| 367   | 1/21/2010 | 18:48:01 | 61.5     | A    | 40-90 | 0:12:12        | 1412537.545           | 56.6             | 86.5             | 68.8            | 66.8            |
| 368   | 1/21/2010 | 18:48:03 | 60.2     | A    | 40-90 | 0:12:14        | 1047128.548           | 56.6             | 86.5             | 68.8            | 66.8            |
| 369   | 1/21/2010 | 18:48:05 | 59.1     | A    | 40-90 | 0:12:16        | 812830.5162           | 56.6             | 86.5             | 68.8            | 66.8            |
| 370   | 1/21/2010 | 18:48:07 | 58.5     | A    | 40-90 | 0:12:18        | 707945.7844           | 56.6             | 86.5             | 68.8            | 66.8            |
| 371   | 1/21/2010 | 18:48:09 | 59.2     | A    | 40-90 | 0:12:20        | 831763.7711           | 56.6             | 86.5             | 68.8            | 66.8            |
| 372   | 1/21/2010 | 18:48:11 | 60       | A    | 40-90 | 0:12:22        | 1000000               | 56.6             | 86.5             | 68.8            | 66.8            |

## Receiver 2- Day

| Point | Date      | Time     | Pressure | Unit | Scale | Acumulate Time | 10 <sup>^(.1*A)</sup> | L <sub>min</sub> | L <sub>max</sub> | L <sub>10</sub> | L <sub>eq</sub> |
|-------|-----------|----------|----------|------|-------|----------------|-----------------------|------------------|------------------|-----------------|-----------------|
| 373   | 1/21/2010 | 18:48:13 | 61.8     | A    | 40-90 | 0:12:24        | 1513561.248           | 56.6             | 86.5             | 68.8            | 66.8            |
| 374   | 1/21/2010 | 18:48:15 | 60.3     | A    | 40-90 | 0:12:26        | 1071519.305           | 56.6             | 86.5             | 68.8            | 66.8            |
| 375   | 1/21/2010 | 18:48:17 | 59.4     | A    | 40-90 | 0:12:28        | 870963.59             | 56.6             | 86.5             | 68.8            | 66.8            |
| 376   | 1/21/2010 | 18:48:19 | 59.9     | A    | 40-90 | 0:12:30        | 977237.221            | 56.6             | 86.5             | 68.8            | 66.8            |
| 377   | 1/21/2010 | 18:48:21 | 60.5     | A    | 40-90 | 0:12:32        | 1122018.454           | 56.6             | 86.5             | 68.8            | 66.8            |
| 378   | 1/21/2010 | 18:48:23 | 60.6     | A    | 40-90 | 0:12:34        | 1148153.621           | 56.6             | 86.5             | 68.8            | 66.8            |
| 379   | 1/21/2010 | 18:48:25 | 61.2     | A    | 40-90 | 0:12:36        | 1318256.739           | 56.6             | 86.5             | 68.8            | 66.8            |
| 380   | 1/21/2010 | 18:48:27 | 62.4     | A    | 40-90 | 0:12:38        | 1737800.829           | 56.6             | 86.5             | 68.8            | 66.8            |
| 381   | 1/21/2010 | 18:48:29 | 64.1     | A    | 40-90 | 0:12:40        | 2570395.783           | 56.6             | 86.5             | 68.8            | 66.8            |
| 382   | 1/21/2010 | 18:48:31 | 65.3     | A    | 40-90 | 0:12:42        | 3388441.561           | 56.6             | 86.5             | 68.8            | 66.8            |
| 383   | 1/21/2010 | 18:48:33 | 62.6     | A    | 40-90 | 0:12:44        | 1819700.859           | 56.6             | 86.5             | 68.8            | 66.8            |
| 384   | 1/21/2010 | 18:48:35 | 61.5     | A    | 40-90 | 0:12:46        | 1412537.545           | 56.6             | 86.5             | 68.8            | 66.8            |
| 385   | 1/21/2010 | 18:48:37 | 62.5     | A    | 40-90 | 0:12:48        | 1778279.41            | 56.6             | 86.5             | 68.8            | 66.8            |
| 386   | 1/21/2010 | 18:48:39 | 64.5     | A    | 40-90 | 0:12:50        | 2818382.931           | 56.6             | 86.5             | 68.8            | 66.8            |
| 387   | 1/21/2010 | 18:48:41 | 62.6     | A    | 40-90 | 0:12:52        | 1819700.859           | 56.6             | 86.5             | 68.8            | 66.8            |
| 388   | 1/21/2010 | 18:48:43 | 61.7     | A    | 40-90 | 0:12:54        | 1479108.388           | 56.6             | 86.5             | 68.8            | 66.8            |
| 389   | 1/21/2010 | 18:48:45 | 60.7     | A    | 40-90 | 0:12:56        | 1174897.555           | 56.6             | 86.5             | 68.8            | 66.8            |
| 390   | 1/21/2010 | 18:48:47 | 61       | A    | 40-90 | 0:12:58        | 1258925.412           | 56.6             | 86.5             | 68.8            | 66.8            |
| 391   | 1/21/2010 | 18:48:49 | 61       | A    | 40-90 | 0:13:00        | 1258925.412           | 56.6             | 86.5             | 68.8            | 66.8            |
| 392   | 1/21/2010 | 18:48:51 | 59.7     | A    | 40-90 | 0:13:02        | 933254.3008           | 56.6             | 86.5             | 68.8            | 66.8            |
| 393   | 1/21/2010 | 18:48:53 | 59.1     | A    | 40-90 | 0:13:04        | 812830.5162           | 56.6             | 86.5             | 68.8            | 66.8            |
| 394   | 1/21/2010 | 18:48:55 | 60       | A    | 40-90 | 0:13:06        | 1000000               | 56.6             | 86.5             | 68.8            | 66.8            |
| 395   | 1/21/2010 | 18:48:57 | 63.2     | A    | 40-90 | 0:13:08        | 2089296.131           | 56.6             | 86.5             | 68.8            | 66.8            |
| 396   | 1/21/2010 | 18:48:59 | 62.3     | A    | 40-90 | 0:13:10        | 1698243.652           | 56.6             | 86.5             | 68.8            | 66.8            |
| 397   | 1/21/2010 | 18:49:01 | 62.2     | A    | 40-90 | 0:13:12        | 1659586.907           | 56.6             | 86.5             | 68.8            | 66.8            |
| 398   | 1/21/2010 | 18:49:03 | 61       | A    | 40-90 | 0:13:14        | 1258925.412           | 56.6             | 86.5             | 68.8            | 66.8            |
| 399   | 1/21/2010 | 18:49:05 | 61.3     | A    | 40-90 | 0:13:16        | 1348962.883           | 56.6             | 86.5             | 68.8            | 66.8            |
| 400   | 1/21/2010 | 18:49:07 | 62.8     | A    | 40-90 | 0:13:18        | 1905460.718           | 56.6             | 86.5             | 68.8            | 66.8            |
| 401   | 1/21/2010 | 18:49:09 | 62.6     | A    | 40-90 | 0:13:20        | 1819700.859           | 56.6             | 86.5             | 68.8            | 66.8            |
| 402   | 1/21/2010 | 18:49:11 | 64.6     | A    | 40-90 | 0:13:22        | 2884031.503           | 56.6             | 86.5             | 68.8            | 66.8            |
| 403   | 1/21/2010 | 18:49:13 | 63.7     | A    | 40-90 | 0:13:24        | 2344228.815           | 56.6             | 86.5             | 68.8            | 66.8            |

## Receiver 2- Day

| Point | Date      | Time     | Pressure | Unit | Scale | Acumulate Time | 10 <sup>^(.1*A)</sup> | L <sub>min</sub> | L <sub>max</sub> | L <sub>10</sub> | L <sub>eq</sub> |
|-------|-----------|----------|----------|------|-------|----------------|-----------------------|------------------|------------------|-----------------|-----------------|
| 404   | 1/21/2010 | 18:49:15 | 64.4     | A    | 40-90 | 0:13:26        | 2754228.703           | 56.6             | 86.5             | 68.8            | 66.8            |
| 405   | 1/21/2010 | 18:49:17 | 64.3     | A    | 40-90 | 0:13:28        | 2691534.804           | 56.6             | 86.5             | 68.8            | 66.8            |
| 406   | 1/21/2010 | 18:49:19 | 67.5     | A    | 40-90 | 0:13:30        | 5623413.252           | 56.6             | 86.5             | 68.8            | 66.8            |
| 407   | 1/21/2010 | 18:49:21 | 67.1     | A    | 40-90 | 0:13:32        | 5128613.84            | 56.6             | 86.5             | 68.8            | 66.8            |
| 408   | 1/21/2010 | 18:49:23 | 66.6     | A    | 40-90 | 0:13:34        | 4570881.896           | 56.6             | 86.5             | 68.8            | 66.8            |
| 409   | 1/21/2010 | 18:49:25 | 66.3     | A    | 40-90 | 0:13:36        | 4265795.188           | 56.6             | 86.5             | 68.8            | 66.8            |
| 410   | 1/21/2010 | 18:49:27 | 65.8     | A    | 40-90 | 0:13:38        | 3801893.963           | 56.6             | 86.5             | 68.8            | 66.8            |
| 411   | 1/21/2010 | 18:49:29 | 63.8     | A    | 40-90 | 0:13:40        | 2398832.919           | 56.6             | 86.5             | 68.8            | 66.8            |
| 412   | 1/21/2010 | 18:49:31 | 64.1     | A    | 40-90 | 0:13:42        | 2570395.783           | 56.6             | 86.5             | 68.8            | 66.8            |
| 413   | 1/21/2010 | 18:49:33 | 61.5     | A    | 40-90 | 0:13:44        | 1412537.545           | 56.6             | 86.5             | 68.8            | 66.8            |
| 414   | 1/21/2010 | 18:49:35 | 64.7     | A    | 40-90 | 0:13:46        | 2951209.227           | 56.6             | 86.5             | 68.8            | 66.8            |
| 415   | 1/21/2010 | 18:49:37 | 66.1     | A    | 40-90 | 0:13:48        | 4073802.778           | 56.6             | 86.5             | 68.8            | 66.8            |
| 416   | 1/21/2010 | 18:49:39 | 68.4     | A    | 40-90 | 0:13:50        | 6918309.709           | 56.6             | 86.5             | 68.8            | 66.8            |
| 417   | 1/21/2010 | 18:49:41 | 60.9     | A    | 40-90 | 0:13:52        | 1230268.771           | 56.6             | 86.5             | 68.8            | 66.8            |
| 418   | 1/21/2010 | 18:49:43 | 60.2     | A    | 40-90 | 0:13:54        | 1047128.548           | 56.6             | 86.5             | 68.8            | 66.8            |
| 419   | 1/21/2010 | 18:49:45 | 60       | A    | 40-90 | 0:13:56        | 1000000               | 56.6             | 86.5             | 68.8            | 66.8            |
| 420   | 1/21/2010 | 18:49:47 | 59       | A    | 40-90 | 0:13:58        | 794328.2347           | 56.6             | 86.5             | 68.8            | 66.8            |
| 421   | 1/21/2010 | 18:49:49 | 61.9     | A    | 40-90 | 0:14:00        | 1548816.619           | 56.6             | 86.5             | 68.8            | 66.8            |
| 422   | 1/21/2010 | 18:49:51 | 62.5     | A    | 40-90 | 0:14:02        | 1778279.41            | 56.6             | 86.5             | 68.8            | 66.8            |
| 423   | 1/21/2010 | 18:49:53 | 59.2     | A    | 40-90 | 0:14:04        | 831763.7711           | 56.6             | 86.5             | 68.8            | 66.8            |
| 424   | 1/21/2010 | 18:49:55 | 59.5     | A    | 40-90 | 0:14:06        | 891250.9381           | 56.6             | 86.5             | 68.8            | 66.8            |
| 425   | 1/21/2010 | 18:49:57 | 58       | A    | 40-90 | 0:14:08        | 630957.3445           | 56.6             | 86.5             | 68.8            | 66.8            |
| 426   | 1/21/2010 | 18:49:59 | 57.4     | A    | 40-90 | 0:14:10        | 549540.8739           | 56.6             | 86.5             | 68.8            | 66.8            |
| 427   | 1/21/2010 | 18:50:01 | 59.3     | A    | 40-90 | 0:14:12        | 851138.0382           | 56.6             | 86.5             | 68.8            | 66.8            |
| 428   | 1/21/2010 | 18:50:03 | 59.9     | A    | 40-90 | 0:14:14        | 977237.221            | 56.6             | 86.5             | 68.8            | 66.8            |
| 429   | 1/21/2010 | 18:50:05 | 59.7     | A    | 40-90 | 0:14:16        | 933254.3008           | 56.6             | 86.5             | 68.8            | 66.8            |
| 430   | 1/21/2010 | 18:50:07 | 70.3     | A    | 40-90 | 0:14:18        | 10715193.05           | 56.6             | 86.5             | 68.8            | 66.8            |
| 431   | 1/21/2010 | 18:50:09 | 60       | A    | 40-90 | 0:14:20        | 1000000               | 56.6             | 86.5             | 68.8            | 66.8            |
| 432   | 1/21/2010 | 18:50:11 | 59.1     | A    | 40-90 | 0:14:22        | 812830.5162           | 56.6             | 86.5             | 68.8            | 66.8            |
| 433   | 1/21/2010 | 18:50:13 | 60.5     | A    | 40-90 | 0:14:24        | 1122018.454           | 56.6             | 86.5             | 68.8            | 66.8            |
| 434   | 1/21/2010 | 18:50:15 | 61.8     | A    | 40-90 | 0:14:26        | 1513561.248           | 56.6             | 86.5             | 68.8            | 66.8            |

## Receiver 2- Day

| Point | Date      | Time     | Pressure | Unit | Scale | Acumulate Time | 10 <sup>^(1*A)</sup> | L <sub>min</sub> | L <sub>max</sub> | L <sub>10</sub> | L <sub>eq</sub> |
|-------|-----------|----------|----------|------|-------|----------------|----------------------|------------------|------------------|-----------------|-----------------|
| 435   | 1/21/2010 | 18:50:17 | 64.3     | A    | 40-90 | 0:14:28        | 2691534.804          | 56.6             | 86.5             | 68.8            | 66.8            |
| 436   | 1/21/2010 | 18:50:19 | 66.1     | A    | 40-90 | 0:14:30        | 4073802.778          | 56.6             | 86.5             | 68.8            | 66.8            |
| 437   | 1/21/2010 | 18:50:21 | 64.2     | A    | 40-90 | 0:14:32        | 2630267.992          | 56.6             | 86.5             | 68.8            | 66.8            |
| 438   | 1/21/2010 | 18:50:23 | 64.8     | A    | 40-90 | 0:14:34        | 3019951.72           | 56.6             | 86.5             | 68.8            | 66.8            |
| 439   | 1/21/2010 | 18:50:25 | 72.3     | A    | 40-90 | 0:14:36        | 16982436.52          | 56.6             | 86.5             | 68.8            | 66.8            |
| 440   | 1/21/2010 | 18:50:27 | 64.2     | A    | 40-90 | 0:14:38        | 2630267.992          | 56.6             | 86.5             | 68.8            | 66.8            |
| 441   | 1/21/2010 | 18:50:29 | 61.7     | A    | 40-90 | 0:14:40        | 1479108.388          | 56.6             | 86.5             | 68.8            | 66.8            |
| 442   | 1/21/2010 | 18:50:31 | 60.4     | A    | 40-90 | 0:14:42        | 1096478.196          | 56.6             | 86.5             | 68.8            | 66.8            |
| 443   | 1/21/2010 | 18:50:33 | 59.6     | A    | 40-90 | 0:14:44        | 912010.8394          | 56.6             | 86.5             | 68.8            | 66.8            |
| 444   | 1/21/2010 | 18:50:35 | 59.5     | A    | 40-90 | 0:14:46        | 891250.9381          | 56.6             | 86.5             | 68.8            | 66.8            |
| 445   | 1/21/2010 | 18:50:37 | 60.4     | A    | 40-90 | 0:14:48        | 1096478.196          | 56.6             | 86.5             | 68.8            | 66.8            |
| 446   | 1/21/2010 | 18:50:39 | 60.3     | A    | 40-90 | 0:14:50        | 1071519.305          | 56.6             | 86.5             | 68.8            | 66.8            |
| 447   | 1/21/2010 | 18:50:41 | 60.3     | A    | 40-90 | 0:14:52        | 1071519.305          | 56.6             | 86.5             | 68.8            | 66.8            |
| 448   | 1/21/2010 | 18:50:43 | 63.1     | A    | 40-90 | 0:14:54        | 2041737.945          | 56.6             | 86.5             | 68.8            | 66.8            |
| 449   | 1/21/2010 | 18:50:45 | 61.8     | A    | 40-90 | 0:14:56        | 1513561.248          | 56.6             | 86.5             | 68.8            | 66.8            |
| 450   | 1/21/2010 | 18:50:47 | 59       | A    | 40-90 | 0:14:58        | 794328.2347          | 56.6             | 86.5             | 68.8            | 66.8            |
| 451   | 1/21/2010 | 18:50:49 | 60.2     | A    | 40-90 | 0:15:00        | 1047128.548          | 56.6             | 86.5             | 68.8            | 66.8            |
| 452   | 1/21/2010 | 18:50:51 | 63.3     | A    | 40-90 | 0:15:02        | 2137962.09           | 56.6             | 86.5             | 68.8            | 66.8            |
| 453   | 1/21/2010 | 18:50:53 | 61.8     | A    | 40-90 | 0:15:04        | 1513561.248          | 56.6             | 86.5             | 68.8            | 66.8            |
| 454   | 1/21/2010 | 18:50:55 | 61.5     | A    | 40-90 | 0:15:06        | 1412537.545          | 56.6             | 86.5             | 68.8            | 66.8            |
| 455   | 1/21/2010 | 18:50:57 | 64.1     | A    | 40-90 | 0:15:08        | 2570395.783          | 56.6             | 86.5             | 68.8            | 66.8            |
| 456   | 1/21/2010 | 18:50:59 | 68.4     | A    | 40-90 | 0:15:10        | 6918309.709          | 56.6             | 86.5             | 68.8            | 66.8            |
| 457   | 1/21/2010 | 18:51:01 | 76.4     | A    | 40-90 | 0:15:12        | 43651583.22          | 56.6             | 86.5             | 68.8            | 66.8            |
| 458   | 1/21/2010 | 18:51:03 | 62.3     | A    | 40-90 | 0:15:14        | 1698243.652          | 56.6             | 86.5             | 68.8            | 66.8            |
| 459   | 1/21/2010 | 18:51:05 | 62.8     | A    | 40-90 | 0:15:16        | 1905460.718          | 56.6             | 86.5             | 68.8            | 66.8            |
| 460   | 1/21/2010 | 18:51:07 | 62.5     | A    | 40-90 | 0:15:18        | 1778279.41           | 56.6             | 86.5             | 68.8            | 66.8            |
| 461   | 1/21/2010 | 18:51:09 | 60.7     | A    | 40-90 | 0:15:20        | 1174897.555          | 56.6             | 86.5             | 68.8            | 66.8            |
| 462   | 1/21/2010 | 18:51:11 | 61.4     | A    | 40-90 | 0:15:22        | 1380384.265          | 56.6             | 86.5             | 68.8            | 66.8            |
| 463   | 1/21/2010 | 18:51:13 | 62.1     | A    | 40-90 | 0:15:24        | 1621810.097          | 56.6             | 86.5             | 68.8            | 66.8            |
| 464   | 1/21/2010 | 18:51:15 | 60.8     | A    | 40-90 | 0:15:26        | 1202264.435          | 56.6             | 86.5             | 68.8            | 66.8            |
| 465   | 1/21/2010 | 18:51:17 | 61.1     | A    | 40-90 | 0:15:28        | 1288249.552          | 56.6             | 86.5             | 68.8            | 66.8            |



## Receiver 2- Day

| Point | Date      | Time     | Pressure | Unit | Scale | Acumulate Time | 10 <sup>^(.1*A)</sup> | L <sub>min</sub> | L <sub>max</sub> | L <sub>10</sub> | L <sub>eq</sub> |
|-------|-----------|----------|----------|------|-------|----------------|-----------------------|------------------|------------------|-----------------|-----------------|
| 466   | 1/21/2010 | 18:51:19 | 63.4     | A    | 40-90 | 0:15:30        | 2187761.624           | 56.6             | 86.5             | 68.8            | 66.8            |
| 467   | 1/21/2010 | 18:51:21 | 66       | A    | 40-90 | 0:15:32        | 3981071.706           | 56.6             | 86.5             | 68.8            | 66.8            |
| 468   | 1/21/2010 | 18:51:23 | 68.8     | A    | 40-90 | 0:15:34        | 7585775.75            | 56.6             | 86.5             | 68.8            | 66.8            |
| 469   | 1/21/2010 | 18:51:25 | 64.6     | A    | 40-90 | 0:15:36        | 2884031.503           | 56.6             | 86.5             | 68.8            | 66.8            |
| 470   | 1/21/2010 | 18:51:27 | 60.7     | A    | 40-90 | 0:15:38        | 1174897.555           | 56.6             | 86.5             | 68.8            | 66.8            |
| 471   | 1/21/2010 | 18:51:29 | 60.1     | A    | 40-90 | 0:15:40        | 1023292.992           | 56.6             | 86.5             | 68.8            | 66.8            |
| 472   | 1/21/2010 | 18:51:31 | 60.6     | A    | 40-90 | 0:15:42        | 1148153.621           | 56.6             | 86.5             | 68.8            | 66.8            |
| 473   | 1/21/2010 | 18:51:33 | 59.8     | A    | 40-90 | 0:15:44        | 954992.586            | 56.6             | 86.5             | 68.8            | 66.8            |
| 474   | 1/21/2010 | 18:51:35 | 62.3     | A    | 40-90 | 0:15:46        | 1698243.652           | 56.6             | 86.5             | 68.8            | 66.8            |
| 475   | 1/21/2010 | 18:51:37 | 62.2     | A    | 40-90 | 0:15:48        | 1659586.907           | 56.6             | 86.5             | 68.8            | 66.8            |
| 476   | 1/21/2010 | 18:51:39 | 63       | A    | 40-90 | 0:15:50        | 1995262.315           | 56.6             | 86.5             | 68.8            | 66.8            |
| 477   | 1/21/2010 | 18:51:41 | 67.2     | A    | 40-90 | 0:15:52        | 5248074.602           | 56.6             | 86.5             | 68.8            | 66.8            |
| 478   | 1/21/2010 | 18:51:43 | 74.2     | A    | 40-90 | 0:15:54        | 26302679.92           | 56.6             | 86.5             | 68.8            | 66.8            |
| 479   | 1/21/2010 | 18:51:45 | 69.2     | A    | 40-90 | 0:15:56        | 8317637.711           | 56.6             | 86.5             | 68.8            | 66.8            |
| 480   | 1/21/2010 | 18:51:47 | 67.1     | A    | 40-90 | 0:15:58        | 5128613.84            | 56.6             | 86.5             | 68.8            | 66.8            |
| 481   | 1/21/2010 | 18:51:49 | 64.1     | A    | 40-90 | 0:16:00        | 2570395.783           | 56.6             | 86.5             | 68.8            | 66.8            |
| 482   | 1/21/2010 | 18:51:51 | 65.2     | A    | 40-90 | 0:16:02        | 3311311.215           | 56.6             | 86.5             | 68.8            | 66.8            |
| 483   | 1/21/2010 | 18:51:53 | 62.7     | A    | 40-90 | 0:16:04        | 1862087.137           | 56.6             | 86.5             | 68.8            | 66.8            |
| 484   | 1/21/2010 | 18:51:55 | 63.8     | A    | 40-90 | 0:16:06        | 2398832.919           | 56.6             | 86.5             | 68.8            | 66.8            |
| 485   | 1/21/2010 | 18:51:57 | 69.7     | A    | 40-90 | 0:16:08        | 9332543.008           | 56.6             | 86.5             | 68.8            | 66.8            |
| 486   | 1/21/2010 | 18:51:59 | 64.4     | A    | 40-90 | 0:16:10        | 2754228.703           | 56.6             | 86.5             | 68.8            | 66.8            |
| 487   | 1/21/2010 | 18:52:01 | 62.8     | A    | 40-90 | 0:16:12        | 1905460.718           | 56.6             | 86.5             | 68.8            | 66.8            |
| 488   | 1/21/2010 | 18:52:03 | 65.6     | A    | 40-90 | 0:16:14        | 3630780.548           | 56.6             | 86.5             | 68.8            | 66.8            |
| 489   | 1/21/2010 | 18:52:05 | 64.1     | A    | 40-90 | 0:16:16        | 2570395.783           | 56.6             | 86.5             | 68.8            | 66.8            |
| 490   | 1/21/2010 | 18:52:07 | 65.8     | A    | 40-90 | 0:16:18        | 3801893.963           | 56.6             | 86.5             | 68.8            | 66.8            |
| 491   | 1/21/2010 | 18:52:09 | 64.7     | A    | 40-90 | 0:16:20        | 2951209.227           | 56.6             | 86.5             | 68.8            | 66.8            |
| 492   | 1/21/2010 | 18:52:11 | 63.6     | A    | 40-90 | 0:16:22        | 2290867.653           | 56.6             | 86.5             | 68.8            | 66.8            |
| 493   | 1/21/2010 | 18:52:13 | 59.7     | A    | 40-90 | 0:16:24        | 933254.3008           | 56.6             | 86.5             | 68.8            | 66.8            |
| 494   | 1/21/2010 | 18:52:15 | 59.4     | A    | 40-90 | 0:16:26        | 870963.59             | 56.6             | 86.5             | 68.8            | 66.8            |
| 495   | 1/21/2010 | 18:52:17 | 59.3     | A    | 40-90 | 0:16:28        | 851138.0382           | 56.6             | 86.5             | 68.8            | 66.8            |
| 496   | 1/21/2010 | 18:52:19 | 59.8     | A    | 40-90 | 0:16:30        | 954992.586            | 56.6             | 86.5             | 68.8            | 66.8            |

## Receiver 2- Day

| Point | Date      | Time     | Pressure | Unit | Scale | Acumulate Time | 10 <sup>^(1*A)</sup> | L <sub>min</sub> | L <sub>max</sub> | L <sub>10</sub> | L <sub>eq</sub> |
|-------|-----------|----------|----------|------|-------|----------------|----------------------|------------------|------------------|-----------------|-----------------|
| 497   | 1/21/2010 | 18:52:21 | 61.7     | A    | 40-90 | 0:16:32        | 1479108.388          | 56.6             | 86.5             | 68.8            | 66.8            |
| 498   | 1/21/2010 | 18:52:23 | 65.1     | A    | 40-90 | 0:16:34        | 3235936.569          | 56.6             | 86.5             | 68.8            | 66.8            |
| 499   | 1/21/2010 | 18:52:25 | 63.9     | A    | 40-90 | 0:16:36        | 2454708.916          | 56.6             | 86.5             | 68.8            | 66.8            |
| 500   | 1/21/2010 | 18:52:27 | 61.6     | A    | 40-90 | 0:16:38        | 1445439.771          | 56.6             | 86.5             | 68.8            | 66.8            |
| 501   | 1/21/2010 | 18:52:29 | 59.1     | A    | 40-90 | 0:16:40        | 812830.5162          | 56.6             | 86.5             | 68.8            | 66.8            |
| 502   | 1/21/2010 | 18:52:31 | 58.9     | A    | 40-90 | 0:16:42        | 776247.1166          | 56.6             | 86.5             | 68.8            | 66.8            |
| 503   | 1/21/2010 | 18:52:33 | 59       | A    | 40-90 | 0:16:44        | 794328.2347          | 56.6             | 86.5             | 68.8            | 66.8            |
| 504   | 1/21/2010 | 18:52:35 | 59.8     | A    | 40-90 | 0:16:46        | 954992.586           | 56.6             | 86.5             | 68.8            | 66.8            |
| 505   | 1/21/2010 | 18:52:37 | 61.1     | A    | 40-90 | 0:16:48        | 1288249.552          | 56.6             | 86.5             | 68.8            | 66.8            |
| 506   | 1/21/2010 | 18:52:39 | 61.2     | A    | 40-90 | 0:16:50        | 1318256.739          | 56.6             | 86.5             | 68.8            | 66.8            |
| 507   | 1/21/2010 | 18:52:41 | 67.6     | A    | 40-90 | 0:16:52        | 5754399.373          | 56.6             | 86.5             | 68.8            | 66.8            |
| 508   | 1/21/2010 | 18:52:43 | 69.3     | A    | 40-90 | 0:16:54        | 8511380.382          | 56.6             | 86.5             | 68.8            | 66.8            |
| 509   | 1/21/2010 | 18:52:45 | 64.6     | A    | 40-90 | 0:16:56        | 2884031.503          | 56.6             | 86.5             | 68.8            | 66.8            |
| 510   | 1/21/2010 | 18:52:47 | 63       | A    | 40-90 | 0:16:58        | 1995262.315          | 56.6             | 86.5             | 68.8            | 66.8            |
| 511   | 1/21/2010 | 18:52:49 | 64.9     | A    | 40-90 | 0:17:00        | 3090295.433          | 56.6             | 86.5             | 68.8            | 66.8            |
| 512   | 1/21/2010 | 18:52:51 | 62.4     | A    | 40-90 | 0:17:02        | 1737800.829          | 56.6             | 86.5             | 68.8            | 66.8            |
| 513   | 1/21/2010 | 18:52:53 | 62.4     | A    | 40-90 | 0:17:04        | 1737800.829          | 56.6             | 86.5             | 68.8            | 66.8            |
| 514   | 1/21/2010 | 18:52:55 | 63.1     | A    | 40-90 | 0:17:06        | 2041737.945          | 56.6             | 86.5             | 68.8            | 66.8            |
| 515   | 1/21/2010 | 18:52:57 | 65.2     | A    | 40-90 | 0:17:08        | 3311311.215          | 56.6             | 86.5             | 68.8            | 66.8            |
| 516   | 1/21/2010 | 18:52:59 | 60.6     | A    | 40-90 | 0:17:10        | 1148153.621          | 56.6             | 86.5             | 68.8            | 66.8            |
| 517   | 1/21/2010 | 18:53:01 | 60.7     | A    | 40-90 | 0:17:12        | 1174897.555          | 56.6             | 86.5             | 68.8            | 66.8            |
| 518   | 1/21/2010 | 18:53:03 | 60.3     | A    | 40-90 | 0:17:14        | 1071519.305          | 56.6             | 86.5             | 68.8            | 66.8            |
| 519   | 1/21/2010 | 18:53:05 | 59.8     | A    | 40-90 | 0:17:16        | 954992.586           | 56.6             | 86.5             | 68.8            | 66.8            |
| 520   | 1/21/2010 | 18:53:07 | 59.1     | A    | 40-90 | 0:17:18        | 812830.5162          | 56.6             | 86.5             | 68.8            | 66.8            |
| 521   | 1/21/2010 | 18:53:09 | 58.4     | A    | 40-90 | 0:17:20        | 691830.9709          | 56.6             | 86.5             | 68.8            | 66.8            |
| 522   | 1/21/2010 | 18:53:11 | 67.7     | A    | 40-90 | 0:17:22        | 5888436.554          | 56.6             | 86.5             | 68.8            | 66.8            |
| 523   | 1/21/2010 | 18:53:13 | 63.6     | A    | 40-90 | 0:17:24        | 2290867.653          | 56.6             | 86.5             | 68.8            | 66.8            |
| 524   | 1/21/2010 | 18:53:15 | 66.5     | A    | 40-90 | 0:17:26        | 4466835.922          | 56.6             | 86.5             | 68.8            | 66.8            |
| 525   | 1/21/2010 | 18:53:17 | 65.3     | A    | 40-90 | 0:17:28        | 3388441.561          | 56.6             | 86.5             | 68.8            | 66.8            |
| 526   | 1/21/2010 | 18:53:19 | 65.1     | A    | 40-90 | 0:17:30        | 3235936.569          | 56.6             | 86.5             | 68.8            | 66.8            |
| 527   | 1/21/2010 | 18:53:21 | 66.5     | A    | 40-90 | 0:17:32        | 4466835.922          | 56.6             | 86.5             | 68.8            | 66.8            |

## Receiver 2- Day

| Point | Date      | Time     | Pressure | Unit | Scale | Acumulate Time | 10 <sup>^(.1*A)</sup> | L <sub>min</sub> | L <sub>max</sub> | L <sub>10</sub> | L <sub>eq</sub> |
|-------|-----------|----------|----------|------|-------|----------------|-----------------------|------------------|------------------|-----------------|-----------------|
| 528   | 1/21/2010 | 18:53:23 | 67.9     | A    | 40-90 | 0:17:34        | 6165950.019           | 56.6             | 86.5             | 68.8            | 66.8            |
| 529   | 1/21/2010 | 18:53:25 | 66.5     | A    | 40-90 | 0:17:36        | 4466835.922           | 56.6             | 86.5             | 68.8            | 66.8            |
| 530   | 1/21/2010 | 18:53:27 | 66.7     | A    | 40-90 | 0:17:38        | 4677351.413           | 56.6             | 86.5             | 68.8            | 66.8            |
| 531   | 1/21/2010 | 18:53:29 | 68       | A    | 40-90 | 0:17:40        | 6309573.445           | 56.6             | 86.5             | 68.8            | 66.8            |
| 532   | 1/21/2010 | 18:53:31 | 67.9     | A    | 40-90 | 0:17:42        | 6165950.019           | 56.6             | 86.5             | 68.8            | 66.8            |
| 533   | 1/21/2010 | 18:53:33 | 66.4     | A    | 40-90 | 0:17:44        | 4365158.322           | 56.6             | 86.5             | 68.8            | 66.8            |
| 534   | 1/21/2010 | 18:53:35 | 66.6     | A    | 40-90 | 0:17:46        | 4570881.896           | 56.6             | 86.5             | 68.8            | 66.8            |
| 535   | 1/21/2010 | 18:53:37 | 66.9     | A    | 40-90 | 0:17:48        | 4897788.194           | 56.6             | 86.5             | 68.8            | 66.8            |
| 536   | 1/21/2010 | 18:53:39 | 66.9     | A    | 40-90 | 0:17:50        | 4897788.194           | 56.6             | 86.5             | 68.8            | 66.8            |
| 537   | 1/21/2010 | 18:53:41 | 65.3     | A    | 40-90 | 0:17:52        | 3388441.561           | 56.6             | 86.5             | 68.8            | 66.8            |
| 538   | 1/21/2010 | 18:53:43 | 67       | A    | 40-90 | 0:17:54        | 5011872.336           | 56.6             | 86.5             | 68.8            | 66.8            |
| 539   | 1/21/2010 | 18:53:45 | 66.2     | A    | 40-90 | 0:17:56        | 4168693.835           | 56.6             | 86.5             | 68.8            | 66.8            |
| 540   | 1/21/2010 | 18:53:47 | 66.2     | A    | 40-90 | 0:17:58        | 4168693.835           | 56.6             | 86.5             | 68.8            | 66.8            |
| 541   | 1/21/2010 | 18:53:49 | 66.6     | A    | 40-90 | 0:18:00        | 4570881.896           | 56.6             | 86.5             | 68.8            | 66.8            |
| 542   | 1/21/2010 | 18:53:51 | 71.2     | A    | 40-90 | 0:18:02        | 13182567.39           | 56.6             | 86.5             | 68.8            | 66.8            |
| 543   | 1/21/2010 | 18:53:53 | 68.4     | A    | 40-90 | 0:18:04        | 6918309.709           | 56.6             | 86.5             | 68.8            | 66.8            |
| 544   | 1/21/2010 | 18:53:55 | 67.5     | A    | 40-90 | 0:18:06        | 5623413.252           | 56.6             | 86.5             | 68.8            | 66.8            |
| 545   | 1/21/2010 | 18:53:57 | 65.8     | A    | 40-90 | 0:18:08        | 3801893.963           | 56.6             | 86.5             | 68.8            | 66.8            |
| 546   | 1/21/2010 | 18:53:59 | 65.9     | A    | 40-90 | 0:18:10        | 3890451.45            | 56.6             | 86.5             | 68.8            | 66.8            |
| 547   | 1/21/2010 | 18:54:01 | 69.7     | A    | 40-90 | 0:18:12        | 9332543.008           | 56.6             | 86.5             | 68.8            | 66.8            |
| 548   | 1/21/2010 | 18:54:03 | 75.3     | A    | 40-90 | 0:18:14        | 33884415.61           | 56.6             | 86.5             | 68.8            | 66.8            |
| 549   | 1/21/2010 | 18:54:05 | 66.4     | A    | 40-90 | 0:18:16        | 4365158.322           | 56.6             | 86.5             | 68.8            | 66.8            |
| 550   | 1/21/2010 | 18:54:07 | 65.8     | A    | 40-90 | 0:18:18        | 3801893.963           | 56.6             | 86.5             | 68.8            | 66.8            |
| 551   | 1/21/2010 | 18:54:09 | 68.1     | A    | 40-90 | 0:18:20        | 6456542.29            | 56.6             | 86.5             | 68.8            | 66.8            |
| 552   | 1/21/2010 | 18:54:11 | 66.3     | A    | 40-90 | 0:18:22        | 4265795.188           | 56.6             | 86.5             | 68.8            | 66.8            |
| 553   | 1/21/2010 | 18:54:13 | 65.2     | A    | 40-90 | 0:18:24        | 3311311.215           | 56.6             | 86.5             | 68.8            | 66.8            |
| 554   | 1/21/2010 | 18:54:15 | 66.6     | A    | 40-90 | 0:18:26        | 4570881.896           | 56.6             | 86.5             | 68.8            | 66.8            |
| 555   | 1/21/2010 | 18:54:17 | 65       | A    | 40-90 | 0:18:28        | 3162277.66            | 56.6             | 86.5             | 68.8            | 66.8            |
| 556   | 1/21/2010 | 18:54:19 | 65.7     | A    | 40-90 | 0:18:30        | 3715352.291           | 56.6             | 86.5             | 68.8            | 66.8            |
| 557   | 1/21/2010 | 18:54:21 | 65.5     | A    | 40-90 | 0:18:32        | 3548133.892           | 56.6             | 86.5             | 68.8            | 66.8            |
| 558   | 1/21/2010 | 18:54:23 | 65.2     | A    | 40-90 | 0:18:34        | 3311311.215           | 56.6             | 86.5             | 68.8            | 66.8            |

## Receiver 2- Day

| Point | Date      | Time     | Pressure | Unit | Scale | Acumulate Time | 10 <sup>^(.1*A)</sup> | L <sub>min</sub> | L <sub>max</sub> | L <sub>10</sub> | L <sub>eq</sub> |
|-------|-----------|----------|----------|------|-------|----------------|-----------------------|------------------|------------------|-----------------|-----------------|
| 559   | 1/21/2010 | 18:54:25 | 65.6     | A    | 40-90 | 0:18:36        | 3630780.548           | 56.6             | 86.5             | 68.8            | 66.8            |
| 560   | 1/21/2010 | 18:54:27 | 65.6     | A    | 40-90 | 0:18:38        | 3630780.548           | 56.6             | 86.5             | 68.8            | 66.8            |
| 561   | 1/21/2010 | 18:54:29 | 64.9     | A    | 40-90 | 0:18:40        | 3090295.433           | 56.6             | 86.5             | 68.8            | 66.8            |
| 562   | 1/21/2010 | 18:54:31 | 65.9     | A    | 40-90 | 0:18:42        | 3890451.45            | 56.6             | 86.5             | 68.8            | 66.8            |
| 563   | 1/21/2010 | 18:54:33 | 65.6     | A    | 40-90 | 0:18:44        | 3630780.548           | 56.6             | 86.5             | 68.8            | 66.8            |
| 564   | 1/21/2010 | 18:54:35 | 65.5     | A    | 40-90 | 0:18:46        | 3548133.892           | 56.6             | 86.5             | 68.8            | 66.8            |
| 565   | 1/21/2010 | 18:54:37 | 67.5     | A    | 40-90 | 0:18:48        | 5623413.252           | 56.6             | 86.5             | 68.8            | 66.8            |
| 566   | 1/21/2010 | 18:54:39 | 66.6     | A    | 40-90 | 0:18:50        | 4570881.896           | 56.6             | 86.5             | 68.8            | 66.8            |
| 567   | 1/21/2010 | 18:54:41 | 66.2     | A    | 40-90 | 0:18:52        | 4168693.835           | 56.6             | 86.5             | 68.8            | 66.8            |
| 568   | 1/21/2010 | 18:54:43 | 76.4     | A    | 40-90 | 0:18:54        | 43651583.22           | 56.6             | 86.5             | 68.8            | 66.8            |
| 569   | 1/21/2010 | 18:54:45 | 64.9     | A    | 40-90 | 0:18:56        | 3090295.433           | 56.6             | 86.5             | 68.8            | 66.8            |
| 570   | 1/21/2010 | 18:54:47 | 62.2     | A    | 40-90 | 0:18:58        | 1659586.907           | 56.6             | 86.5             | 68.8            | 66.8            |
| 571   | 1/21/2010 | 18:54:49 | 61.7     | A    | 40-90 | 0:19:00        | 1479108.388           | 56.6             | 86.5             | 68.8            | 66.8            |
| 572   | 1/21/2010 | 18:54:51 | 61.5     | A    | 40-90 | 0:19:02        | 1412537.545           | 56.6             | 86.5             | 68.8            | 66.8            |
| 573   | 1/21/2010 | 18:54:53 | 63.7     | A    | 40-90 | 0:19:04        | 2344228.815           | 56.6             | 86.5             | 68.8            | 66.8            |
| 574   | 1/21/2010 | 18:54:55 | 64.4     | A    | 40-90 | 0:19:06        | 2754228.703           | 56.6             | 86.5             | 68.8            | 66.8            |
| 575   | 1/21/2010 | 18:54:57 | 64.2     | A    | 40-90 | 0:19:08        | 2630267.992           | 56.6             | 86.5             | 68.8            | 66.8            |
| 576   | 1/21/2010 | 18:54:59 | 65.9     | A    | 40-90 | 0:19:10        | 3890451.45            | 56.6             | 86.5             | 68.8            | 66.8            |
| 577   | 1/21/2010 | 18:55:01 | 67.2     | A    | 40-90 | 0:19:12        | 5248074.602           | 56.6             | 86.5             | 68.8            | 66.8            |
| 578   | 1/21/2010 | 18:55:03 | 66.9     | A    | 40-90 | 0:19:14        | 4897788.194           | 56.6             | 86.5             | 68.8            | 66.8            |
| 579   | 1/21/2010 | 18:55:05 | 65.6     | A    | 40-90 | 0:19:16        | 3630780.548           | 56.6             | 86.5             | 68.8            | 66.8            |
| 580   | 1/21/2010 | 18:55:07 | 67.2     | A    | 40-90 | 0:19:18        | 5248074.602           | 56.6             | 86.5             | 68.8            | 66.8            |
| 581   | 1/21/2010 | 18:55:09 | 69.5     | A    | 40-90 | 0:19:20        | 8912509.381           | 56.6             | 86.5             | 68.8            | 66.8            |
| 582   | 1/21/2010 | 18:55:11 | 69.6     | A    | 40-90 | 0:19:22        | 9120108.394           | 56.6             | 86.5             | 68.8            | 66.8            |
| 583   | 1/21/2010 | 18:55:13 | 66.7     | A    | 40-90 | 0:19:24        | 4677351.413           | 56.6             | 86.5             | 68.8            | 66.8            |
| 584   | 1/21/2010 | 18:55:15 | 64.1     | A    | 40-90 | 0:19:26        | 2570395.783           | 56.6             | 86.5             | 68.8            | 66.8            |
| 585   | 1/21/2010 | 18:55:17 | 63.9     | A    | 40-90 | 0:19:28        | 2454708.916           | 56.6             | 86.5             | 68.8            | 66.8            |
| 586   | 1/21/2010 | 18:55:19 | 62.6     | A    | 40-90 | 0:19:30        | 1819700.859           | 56.6             | 86.5             | 68.8            | 66.8            |
| 587   | 1/21/2010 | 18:55:21 | 62.8     | A    | 40-90 | 0:19:32        | 1905460.718           | 56.6             | 86.5             | 68.8            | 66.8            |
| 588   | 1/21/2010 | 18:55:23 | 61.9     | A    | 40-90 | 0:19:34        | 1548816.619           | 56.6             | 86.5             | 68.8            | 66.8            |
| 589   | 1/21/2010 | 18:55:25 | 62.5     | A    | 40-90 | 0:19:36        | 1778279.41            | 56.6             | 86.5             | 68.8            | 66.8            |

## Receiver 2- Day

| Point | Date      | Time     | Pressure | Unit | Scale | Acumulate Time | 10 <sup>^(.1*A)</sup> | L <sub>min</sub> | L <sub>max</sub> | L <sub>10</sub> | L <sub>eq</sub> |
|-------|-----------|----------|----------|------|-------|----------------|-----------------------|------------------|------------------|-----------------|-----------------|
| 590   | 1/21/2010 | 18:55:27 | 61.7     | A    | 40-90 | 0:19:38        | 1479108.388           | 56.6             | 86.5             | 68.8            | 66.8            |
| 591   | 1/21/2010 | 18:55:29 | 63.3     | A    | 40-90 | 0:19:40        | 2137962.09            | 56.6             | 86.5             | 68.8            | 66.8            |
| 592   | 1/21/2010 | 18:55:31 | 64.8     | A    | 40-90 | 0:19:42        | 3019951.72            | 56.6             | 86.5             | 68.8            | 66.8            |
| 593   | 1/21/2010 | 18:55:33 | 62.9     | A    | 40-90 | 0:19:44        | 1949844.6             | 56.6             | 86.5             | 68.8            | 66.8            |
| 594   | 1/21/2010 | 18:55:35 | 60.2     | A    | 40-90 | 0:19:46        | 1047128.548           | 56.6             | 86.5             | 68.8            | 66.8            |
| 595   | 1/21/2010 | 18:55:37 | 59.3     | A    | 40-90 | 0:19:48        | 851138.0382           | 56.6             | 86.5             | 68.8            | 66.8            |
| 596   | 1/21/2010 | 18:55:39 | 59       | A    | 40-90 | 0:19:50        | 794328.2347           | 56.6             | 86.5             | 68.8            | 66.8            |
| 597   | 1/21/2010 | 18:55:41 | 60.4     | A    | 40-90 | 0:19:52        | 1096478.196           | 56.6             | 86.5             | 68.8            | 66.8            |
| 598   | 1/21/2010 | 18:55:43 | 60.2     | A    | 40-90 | 0:19:54        | 1047128.548           | 56.6             | 86.5             | 68.8            | 66.8            |
| 599   | 1/21/2010 | 18:55:45 | 59.6     | A    | 40-90 | 0:19:56        | 912010.8394           | 56.6             | 86.5             | 68.8            | 66.8            |
| 600   | 1/21/2010 | 18:55:47 | 59.5     | A    | 40-90 | 0:19:58        | 891250.9381           | 56.6             | 86.5             | 68.8            | 66.8            |
| 601   | 1/21/2010 | 18:55:49 | 59.8     | A    | 40-90 | 0:20:00        | 954992.586            | 56.6             | 86.5             | 68.8            | 66.8            |
| 602   | 1/21/2010 | 18:55:51 | 61.6     | A    | 40-90 | 0:20:02        | 1445439.771           | 56.6             | 86.5             | 68.8            | 66.8            |
| 603   | 1/21/2010 | 18:55:53 | 63.2     | A    | 40-90 | 0:20:04        | 2089296.131           | 56.6             | 86.5             | 68.8            | 66.8            |
| 604   | 1/21/2010 | 18:55:55 | 61.8     | A    | 40-90 | 0:20:06        | 1513561.248           | 56.6             | 86.5             | 68.8            | 66.8            |
| 605   | 1/21/2010 | 18:55:57 | 63.8     | A    | 40-90 | 0:20:08        | 2398832.919           | 56.6             | 86.5             | 68.8            | 66.8            |
| 606   | 1/21/2010 | 18:55:59 | 63       | A    | 40-90 | 0:20:10        | 1995262.315           | 56.6             | 86.5             | 68.8            | 66.8            |
| 607   | 1/21/2010 | 18:56:01 | 63.2     | A    | 40-90 | 0:20:12        | 2089296.131           | 56.6             | 86.5             | 68.8            | 66.8            |
| 608   | 1/21/2010 | 18:56:03 | 65.3     | A    | 40-90 | 0:20:14        | 3388441.561           | 56.6             | 86.5             | 68.8            | 66.8            |
| 609   | 1/21/2010 | 18:56:05 | 64.8     | A    | 40-90 | 0:20:16        | 3019951.72            | 56.6             | 86.5             | 68.8            | 66.8            |
| 610   | 1/21/2010 | 18:56:07 | 66.1     | A    | 40-90 | 0:20:18        | 4073802.778           | 56.6             | 86.5             | 68.8            | 66.8            |
| 611   | 1/21/2010 | 18:56:09 | 65.5     | A    | 40-90 | 0:20:20        | 3548133.892           | 56.6             | 86.5             | 68.8            | 66.8            |
| 612   | 1/21/2010 | 18:56:11 | 67.6     | A    | 40-90 | 0:20:22        | 5754399.373           | 56.6             | 86.5             | 68.8            | 66.8            |
| 613   | 1/21/2010 | 18:56:13 | 67.4     | A    | 40-90 | 0:20:24        | 5495408.739           | 56.6             | 86.5             | 68.8            | 66.8            |
| 614   | 1/21/2010 | 18:56:15 | 70.7     | A    | 40-90 | 0:20:26        | 11748975.55           | 56.6             | 86.5             | 68.8            | 66.8            |
| 615   | 1/21/2010 | 18:56:17 | 62.7     | A    | 40-90 | 0:20:28        | 1862087.137           | 56.6             | 86.5             | 68.8            | 66.8            |
| 616   | 1/21/2010 | 18:56:19 | 59.6     | A    | 40-90 | 0:20:30        | 912010.8394           | 56.6             | 86.5             | 68.8            | 66.8            |
| 617   | 1/21/2010 | 18:56:21 | 59.9     | A    | 40-90 | 0:20:32        | 977237.221            | 56.6             | 86.5             | 68.8            | 66.8            |
| 618   | 1/21/2010 | 18:56:23 | 59.5     | A    | 40-90 | 0:20:34        | 891250.9381           | 56.6             | 86.5             | 68.8            | 66.8            |
| 619   | 1/21/2010 | 18:56:25 | 59.1     | A    | 40-90 | 0:20:36        | 812830.5162           | 56.6             | 86.5             | 68.8            | 66.8            |
| 620   | 1/21/2010 | 18:56:27 | 59.3     | A    | 40-90 | 0:20:38        | 851138.0382           | 56.6             | 86.5             | 68.8            | 66.8            |

## Receiver 2- Day

| Point | Date      | Time     | Pressure | Unit | Scale | Acumulate Time | 10^(1*A)    | L <sub>min</sub> | L <sub>max</sub> | L <sub>10</sub> | L <sub>eq</sub> |
|-------|-----------|----------|----------|------|-------|----------------|-------------|------------------|------------------|-----------------|-----------------|
| 621   | 1/21/2010 | 18:56:29 | 60.7     | A    | 40-90 | 0:20:40        | 1174897.555 | 56.6             | 86.5             | 68.8            | 66.8            |
| 622   | 1/21/2010 | 18:56:31 | 67.3     | A    | 40-90 | 0:20:42        | 5370317.964 | 56.6             | 86.5             | 68.8            | 66.8            |
| 623   | 1/21/2010 | 18:56:33 | 64.3     | A    | 40-90 | 0:20:44        | 2691534.804 | 56.6             | 86.5             | 68.8            | 66.8            |
| 624   | 1/21/2010 | 18:56:35 | 61.9     | A    | 40-90 | 0:20:46        | 1548816.619 | 56.6             | 86.5             | 68.8            | 66.8            |
| 625   | 1/21/2010 | 18:56:37 | 64.6     | A    | 40-90 | 0:20:48        | 2884031.503 | 56.6             | 86.5             | 68.8            | 66.8            |
| 626   | 1/21/2010 | 18:56:39 | 63.2     | A    | 40-90 | 0:20:50        | 2089296.131 | 56.6             | 86.5             | 68.8            | 66.8            |
| 627   | 1/21/2010 | 18:56:41 | 61.8     | A    | 40-90 | 0:20:52        | 1513561.248 | 56.6             | 86.5             | 68.8            | 66.8            |
| 628   | 1/21/2010 | 18:56:43 | 61.3     | A    | 40-90 | 0:20:54        | 1348962.883 | 56.6             | 86.5             | 68.8            | 66.8            |
| 629   | 1/21/2010 | 18:56:45 | 62.5     | A    | 40-90 | 0:20:56        | 1778279.41  | 56.6             | 86.5             | 68.8            | 66.8            |
| 630   | 1/21/2010 | 18:56:47 | 64.2     | A    | 40-90 | 0:20:58        | 2630267.992 | 56.6             | 86.5             | 68.8            | 66.8            |
| 631   | 1/21/2010 | 18:56:49 | 65.2     | A    | 40-90 | 0:21:00        | 3311311.215 | 56.6             | 86.5             | 68.8            | 66.8            |
| 632   | 1/21/2010 | 18:56:51 | 64.9     | A    | 40-90 | 0:21:02        | 3090295.433 | 56.6             | 86.5             | 68.8            | 66.8            |
| 633   | 1/21/2010 | 18:56:53 | 63.9     | A    | 40-90 | 0:21:04        | 2454708.916 | 56.6             | 86.5             | 68.8            | 66.8            |
| 634   | 1/21/2010 | 18:56:55 | 63.5     | A    | 40-90 | 0:21:06        | 2238721.139 | 56.6             | 86.5             | 68.8            | 66.8            |
| 635   | 1/21/2010 | 18:56:57 | 65.4     | A    | 40-90 | 0:21:08        | 3467368.505 | 56.6             | 86.5             | 68.8            | 66.8            |
| 636   | 1/21/2010 | 18:56:59 | 64.9     | A    | 40-90 | 0:21:10        | 3090295.433 | 56.6             | 86.5             | 68.8            | 66.8            |
| 637   | 1/21/2010 | 18:57:01 | 62.3     | A    | 40-90 | 0:21:12        | 1698243.652 | 56.6             | 86.5             | 68.8            | 66.8            |
| 638   | 1/21/2010 | 18:57:03 | 60.6     | A    | 40-90 | 0:21:14        | 1148153.621 | 56.6             | 86.5             | 68.8            | 66.8            |
| 639   | 1/21/2010 | 18:57:05 | 60.4     | A    | 40-90 | 0:21:16        | 1096478.196 | 56.6             | 86.5             | 68.8            | 66.8            |
| 640   | 1/21/2010 | 18:57:07 | 60.7     | A    | 40-90 | 0:21:18        | 1174897.555 | 56.6             | 86.5             | 68.8            | 66.8            |
| 641   | 1/21/2010 | 18:57:09 | 58.9     | A    | 40-90 | 0:21:20        | 776247.1166 | 56.6             | 86.5             | 68.8            | 66.8            |
| 642   | 1/21/2010 | 18:57:11 | 59.2     | A    | 40-90 | 0:21:22        | 831763.7711 | 56.6             | 86.5             | 68.8            | 66.8            |
| 643   | 1/21/2010 | 18:57:13 | 59.8     | A    | 40-90 | 0:21:24        | 954992.586  | 56.6             | 86.5             | 68.8            | 66.8            |
| 644   | 1/21/2010 | 18:57:15 | 59.7     | A    | 40-90 | 0:21:26        | 933254.3008 | 56.6             | 86.5             | 68.8            | 66.8            |
| 645   | 1/21/2010 | 18:57:17 | 60.4     | A    | 40-90 | 0:21:28        | 1096478.196 | 56.6             | 86.5             | 68.8            | 66.8            |
| 646   | 1/21/2010 | 18:57:19 | 63.7     | A    | 40-90 | 0:21:30        | 2344228.815 | 56.6             | 86.5             | 68.8            | 66.8            |
| 647   | 1/21/2010 | 18:57:21 | 61       | A    | 40-90 | 0:21:32        | 1258925.412 | 56.6             | 86.5             | 68.8            | 66.8            |
| 648   | 1/21/2010 | 18:57:23 | 60.8     | A    | 40-90 | 0:21:34        | 1202264.435 | 56.6             | 86.5             | 68.8            | 66.8            |
| 649   | 1/21/2010 | 18:57:25 | 60.1     | A    | 40-90 | 0:21:36        | 1023292.992 | 56.6             | 86.5             | 68.8            | 66.8            |
| 650   | 1/21/2010 | 18:57:27 | 59       | A    | 40-90 | 0:21:38        | 794328.2347 | 56.6             | 86.5             | 68.8            | 66.8            |
| 651   | 1/21/2010 | 18:57:29 | 59.3     | A    | 40-90 | 0:21:40        | 851138.0382 | 56.6             | 86.5             | 68.8            | 66.8            |

## Receiver 2- Day

| Point | Date      | Time     | Pressure | Unit | Scale | Acumulate Time | 10 <sup>^(.1*A)</sup> | L <sub>min</sub> | L <sub>max</sub> | L <sub>10</sub> | L <sub>eq</sub> |
|-------|-----------|----------|----------|------|-------|----------------|-----------------------|------------------|------------------|-----------------|-----------------|
| 652   | 1/21/2010 | 18:57:31 | 60.4     | A    | 40-90 | 0:21:42        | 1096478.196           | 56.6             | 86.5             | 68.8            | 66.8            |
| 653   | 1/21/2010 | 18:57:33 | 60.4     | A    | 40-90 | 0:21:44        | 1096478.196           | 56.6             | 86.5             | 68.8            | 66.8            |
| 654   | 1/21/2010 | 18:57:35 | 61.4     | A    | 40-90 | 0:21:46        | 1380384.265           | 56.6             | 86.5             | 68.8            | 66.8            |
| 655   | 1/21/2010 | 18:57:37 | 61.9     | A    | 40-90 | 0:21:48        | 1548816.619           | 56.6             | 86.5             | 68.8            | 66.8            |
| 656   | 1/21/2010 | 18:57:39 | 64.1     | A    | 40-90 | 0:21:50        | 2570395.783           | 56.6             | 86.5             | 68.8            | 66.8            |
| 657   | 1/21/2010 | 18:57:41 | 63.3     | A    | 40-90 | 0:21:52        | 2137962.09            | 56.6             | 86.5             | 68.8            | 66.8            |
| 658   | 1/21/2010 | 18:57:43 | 61.4     | A    | 40-90 | 0:21:54        | 1380384.265           | 56.6             | 86.5             | 68.8            | 66.8            |
| 659   | 1/21/2010 | 18:57:45 | 61.1     | A    | 40-90 | 0:21:56        | 1288249.552           | 56.6             | 86.5             | 68.8            | 66.8            |
| 660   | 1/21/2010 | 18:57:47 | 63.5     | A    | 40-90 | 0:21:58        | 2238721.139           | 56.6             | 86.5             | 68.8            | 66.8            |
| 661   | 1/21/2010 | 18:57:49 | 66.5     | A    | 40-90 | 0:22:00        | 4466835.922           | 56.6             | 86.5             | 68.8            | 66.8            |
| 662   | 1/21/2010 | 18:57:51 | 66.4     | A    | 40-90 | 0:22:02        | 4365158.322           | 56.6             | 86.5             | 68.8            | 66.8            |
| 663   | 1/21/2010 | 18:57:53 | 72.6     | A    | 40-90 | 0:22:04        | 18197008.59           | 56.6             | 86.5             | 68.8            | 66.8            |
| 664   | 1/21/2010 | 18:57:55 | 62.3     | A    | 40-90 | 0:22:06        | 1698243.652           | 56.6             | 86.5             | 68.8            | 66.8            |
| 665   | 1/21/2010 | 18:57:57 | 62.2     | A    | 40-90 | 0:22:08        | 1659586.907           | 56.6             | 86.5             | 68.8            | 66.8            |
| 666   | 1/21/2010 | 18:57:59 | 64.8     | A    | 40-90 | 0:22:10        | 3019951.72            | 56.6             | 86.5             | 68.8            | 66.8            |
| 667   | 1/21/2010 | 18:58:01 | 64       | A    | 40-90 | 0:22:12        | 2511886.432           | 56.6             | 86.5             | 68.8            | 66.8            |
| 668   | 1/21/2010 | 18:58:03 | 77.7     | A    | 40-90 | 0:22:14        | 58884365.54           | 56.6             | 86.5             | 68.8            | 66.8            |
| 669   | 1/21/2010 | 18:58:05 | 63.8     | A    | 40-90 | 0:22:16        | 2398832.919           | 56.6             | 86.5             | 68.8            | 66.8            |
| 670   | 1/21/2010 | 18:58:07 | 62.8     | A    | 40-90 | 0:22:18        | 1905460.718           | 56.6             | 86.5             | 68.8            | 66.8            |
| 671   | 1/21/2010 | 18:58:09 | 63.1     | A    | 40-90 | 0:22:20        | 2041737.945           | 56.6             | 86.5             | 68.8            | 66.8            |
| 672   | 1/21/2010 | 18:58:11 | 64       | A    | 40-90 | 0:22:22        | 2511886.432           | 56.6             | 86.5             | 68.8            | 66.8            |
| 673   | 1/21/2010 | 18:58:13 | 61.9     | A    | 40-90 | 0:22:24        | 1548816.619           | 56.6             | 86.5             | 68.8            | 66.8            |
| 674   | 1/21/2010 | 18:58:15 | 61.3     | A    | 40-90 | 0:22:26        | 1348962.883           | 56.6             | 86.5             | 68.8            | 66.8            |
| 675   | 1/21/2010 | 18:58:17 | 61.4     | A    | 40-90 | 0:22:28        | 1380384.265           | 56.6             | 86.5             | 68.8            | 66.8            |
| 676   | 1/21/2010 | 18:58:19 | 62.4     | A    | 40-90 | 0:22:30        | 1737800.829           | 56.6             | 86.5             | 68.8            | 66.8            |
| 677   | 1/21/2010 | 18:58:21 | 66.1     | A    | 40-90 | 0:22:32        | 4073802.778           | 56.6             | 86.5             | 68.8            | 66.8            |
| 678   | 1/21/2010 | 18:58:23 | 63.7     | A    | 40-90 | 0:22:34        | 2344228.815           | 56.6             | 86.5             | 68.8            | 66.8            |
| 679   | 1/21/2010 | 18:58:25 | 64.8     | A    | 40-90 | 0:22:36        | 3019951.72            | 56.6             | 86.5             | 68.8            | 66.8            |
| 680   | 1/21/2010 | 18:58:27 | 66.1     | A    | 40-90 | 0:22:38        | 4073802.778           | 56.6             | 86.5             | 68.8            | 66.8            |
| 681   | 1/21/2010 | 18:58:29 | 64.7     | A    | 40-90 | 0:22:40        | 2951209.227           | 56.6             | 86.5             | 68.8            | 66.8            |
| 682   | 1/21/2010 | 18:58:31 | 67.2     | A    | 40-90 | 0:22:42        | 5248074.602           | 56.6             | 86.5             | 68.8            | 66.8            |

## Receiver 2- Day

| Point | Date      | Time     | Pressure | Unit | Scale | Acumulate Time | 10 <sup>^(.1*A)</sup> | L <sub>min</sub> | L <sub>max</sub> | L <sub>10</sub> | L <sub>eq</sub> |
|-------|-----------|----------|----------|------|-------|----------------|-----------------------|------------------|------------------|-----------------|-----------------|
| 683   | 1/21/2010 | 18:58:33 | 64.2     | A    | 40-90 | 0:22:44        | 2630267.992           | 56.6             | 86.5             | 68.8            | 66.8            |
| 684   | 1/21/2010 | 18:58:35 | 65.3     | A    | 40-90 | 0:22:46        | 3388441.561           | 56.6             | 86.5             | 68.8            | 66.8            |
| 685   | 1/21/2010 | 18:58:37 | 65.5     | A    | 40-90 | 0:22:48        | 3548133.892           | 56.6             | 86.5             | 68.8            | 66.8            |
| 686   | 1/21/2010 | 18:58:39 | 65.4     | A    | 40-90 | 0:22:50        | 3467368.505           | 56.6             | 86.5             | 68.8            | 66.8            |
| 687   | 1/21/2010 | 18:58:41 | 67.3     | A    | 40-90 | 0:22:52        | 5370317.964           | 56.6             | 86.5             | 68.8            | 66.8            |
| 688   | 1/21/2010 | 18:58:43 | 66.1     | A    | 40-90 | 0:22:54        | 4073802.778           | 56.6             | 86.5             | 68.8            | 66.8            |
| 689   | 1/21/2010 | 18:58:45 | 66.2     | A    | 40-90 | 0:22:56        | 4168693.835           | 56.6             | 86.5             | 68.8            | 66.8            |
| 690   | 1/21/2010 | 18:58:47 | 66.2     | A    | 40-90 | 0:22:58        | 4168693.835           | 56.6             | 86.5             | 68.8            | 66.8            |
| 691   | 1/21/2010 | 18:58:49 | 65.6     | A    | 40-90 | 0:23:00        | 3630780.548           | 56.6             | 86.5             | 68.8            | 66.8            |
| 692   | 1/21/2010 | 18:58:51 | 68.1     | A    | 40-90 | 0:23:02        | 6456542.29            | 56.6             | 86.5             | 68.8            | 66.8            |
| 693   | 1/21/2010 | 18:58:53 | 64.3     | A    | 40-90 | 0:23:04        | 2691534.804           | 56.6             | 86.5             | 68.8            | 66.8            |
| 694   | 1/21/2010 | 18:58:55 | 64.7     | A    | 40-90 | 0:23:06        | 2951209.227           | 56.6             | 86.5             | 68.8            | 66.8            |
| 695   | 1/21/2010 | 18:58:57 | 65.8     | A    | 40-90 | 0:23:08        | 3801893.963           | 56.6             | 86.5             | 68.8            | 66.8            |
| 696   | 1/21/2010 | 18:58:59 | 68.2     | A    | 40-90 | 0:23:10        | 6606934.48            | 56.6             | 86.5             | 68.8            | 66.8            |
| 697   | 1/21/2010 | 18:59:01 | 66.1     | A    | 40-90 | 0:23:12        | 4073802.778           | 56.6             | 86.5             | 68.8            | 66.8            |
| 698   | 1/21/2010 | 18:59:03 | 70.3     | A    | 40-90 | 0:23:14        | 10715193.05           | 56.6             | 86.5             | 68.8            | 66.8            |
| 699   | 1/21/2010 | 18:59:05 | 80.1     | A    | 40-90 | 0:23:16        | 102329299.2           | 56.6             | 86.5             | 68.8            | 66.8            |
| 700   | 1/21/2010 | 18:59:07 | 67.4     | A    | 40-90 | 0:23:18        | 5495408.739           | 56.6             | 86.5             | 68.8            | 66.8            |
| 701   | 1/21/2010 | 18:59:09 | 67.8     | A    | 40-90 | 0:23:20        | 6025595.861           | 56.6             | 86.5             | 68.8            | 66.8            |
| 702   | 1/21/2010 | 18:59:11 | 68.2     | A    | 40-90 | 0:23:22        | 6606934.48            | 56.6             | 86.5             | 68.8            | 66.8            |
| 703   | 1/21/2010 | 18:59:13 | 70.8     | A    | 40-90 | 0:23:24        | 12022644.35           | 56.6             | 86.5             | 68.8            | 66.8            |
| 704   | 1/21/2010 | 18:59:15 | 69.7     | A    | 40-90 | 0:23:26        | 9332543.008           | 56.6             | 86.5             | 68.8            | 66.8            |
| 705   | 1/21/2010 | 18:59:17 | 65.7     | A    | 40-90 | 0:23:28        | 3715352.291           | 56.6             | 86.5             | 68.8            | 66.8            |
| 706   | 1/21/2010 | 18:59:19 | 83.8     | A    | 40-90 | 0:23:30        | 239883291.9           | 56.6             | 86.5             | 68.8            | 66.8            |
| 707   | 1/21/2010 | 18:59:21 | 63.9     | A    | 40-90 | 0:23:32        | 2454708.916           | 56.6             | 86.5             | 68.8            | 66.8            |
| 708   | 1/21/2010 | 18:59:23 | 61.2     | A    | 40-90 | 0:23:34        | 1318256.739           | 56.6             | 86.5             | 68.8            | 66.8            |
| 709   | 1/21/2010 | 18:59:25 | 61.6     | A    | 40-90 | 0:23:36        | 1445439.771           | 56.6             | 86.5             | 68.8            | 66.8            |
| 710   | 1/21/2010 | 18:59:27 | 61.9     | A    | 40-90 | 0:23:38        | 1548816.619           | 56.6             | 86.5             | 68.8            | 66.8            |
| 711   | 1/21/2010 | 18:59:29 | 67       | A    | 40-90 | 0:23:40        | 5011872.336           | 56.6             | 86.5             | 68.8            | 66.8            |
| 712   | 1/21/2010 | 18:59:31 | 63.3     | A    | 40-90 | 0:23:42        | 2137962.09            | 56.6             | 86.5             | 68.8            | 66.8            |
| 713   | 1/21/2010 | 18:59:33 | 63.4     | A    | 40-90 | 0:23:44        | 2187761.624           | 56.6             | 86.5             | 68.8            | 66.8            |



## Receiver 2- Day

| Point | Date      | Time     | Pressure | Unit | Scale | Acumulate Time | 10 <sup>^(.1*A)</sup> | L <sub>min</sub> | L <sub>max</sub> | L <sub>10</sub> | L <sub>eq</sub> |
|-------|-----------|----------|----------|------|-------|----------------|-----------------------|------------------|------------------|-----------------|-----------------|
| 714   | 1/21/2010 | 18:59:35 | 62.7     | A    | 40-90 | 0:23:46        | 1862087.137           | 56.6             | 86.5             | 68.8            | 66.8            |
| 715   | 1/21/2010 | 18:59:37 | 62.4     | A    | 40-90 | 0:23:48        | 1737800.829           | 56.6             | 86.5             | 68.8            | 66.8            |
| 716   | 1/21/2010 | 18:59:39 | 62.9     | A    | 40-90 | 0:23:50        | 1949844.6             | 56.6             | 86.5             | 68.8            | 66.8            |
| 717   | 1/21/2010 | 18:59:41 | 61.3     | A    | 40-90 | 0:23:52        | 1348962.883           | 56.6             | 86.5             | 68.8            | 66.8            |
| 718   | 1/21/2010 | 18:59:43 | 61.3     | A    | 40-90 | 0:23:54        | 1348962.883           | 56.6             | 86.5             | 68.8            | 66.8            |
| 719   | 1/21/2010 | 18:59:45 | 61.1     | A    | 40-90 | 0:23:56        | 1288249.552           | 56.6             | 86.5             | 68.8            | 66.8            |
| 720   | 1/21/2010 | 18:59:47 | 61.1     | A    | 40-90 | 0:23:58        | 1288249.552           | 56.6             | 86.5             | 68.8            | 66.8            |
| 721   | 1/21/2010 | 18:59:49 | 61.8     | A    | 40-90 | 0:24:00        | 1513561.248           | 56.6             | 86.5             | 68.8            | 66.8            |
| 722   | 1/21/2010 | 18:59:51 | 61.6     | A    | 40-90 | 0:24:02        | 1445439.771           | 56.6             | 86.5             | 68.8            | 66.8            |
| 723   | 1/21/2010 | 18:59:53 | 61.7     | A    | 40-90 | 0:24:04        | 1479108.388           | 56.6             | 86.5             | 68.8            | 66.8            |
| 724   | 1/21/2010 | 18:59:55 | 62.1     | A    | 40-90 | 0:24:06        | 1621810.097           | 56.6             | 86.5             | 68.8            | 66.8            |
| 725   | 1/21/2010 | 18:59:57 | 62.4     | A    | 40-90 | 0:24:08        | 1737800.829           | 56.6             | 86.5             | 68.8            | 66.8            |
| 726   | 1/21/2010 | 18:59:59 | 63.5     | A    | 40-90 | 0:24:10        | 2238721.139           | 56.6             | 86.5             | 68.8            | 66.8            |
| 727   | 1/21/2010 | 19:00:01 | 65.6     | A    | 40-90 | 0:24:12        | 3630780.548           | 56.6             | 86.5             | 68.8            | 66.8            |
| 728   | 1/21/2010 | 19:00:03 | 67       | A    | 40-90 | 0:24:14        | 5011872.336           | 56.6             | 86.5             | 68.8            | 66.8            |
| 729   | 1/21/2010 | 19:00:05 | 64.4     | A    | 40-90 | 0:24:16        | 2754228.703           | 56.6             | 86.5             | 68.8            | 66.8            |
| 730   | 1/21/2010 | 19:00:07 | 64.2     | A    | 40-90 | 0:24:18        | 2630267.992           | 56.6             | 86.5             | 68.8            | 66.8            |
| 731   | 1/21/2010 | 19:00:09 | 65.2     | A    | 40-90 | 0:24:20        | 3311311.215           | 56.6             | 86.5             | 68.8            | 66.8            |
| 732   | 1/21/2010 | 19:00:11 | 64.8     | A    | 40-90 | 0:24:22        | 3019951.72            | 56.6             | 86.5             | 68.8            | 66.8            |
| 733   | 1/21/2010 | 19:00:13 | 65.4     | A    | 40-90 | 0:24:24        | 3467368.505           | 56.6             | 86.5             | 68.8            | 66.8            |
| 734   | 1/21/2010 | 19:00:15 | 62.7     | A    | 40-90 | 0:24:26        | 1862087.137           | 56.6             | 86.5             | 68.8            | 66.8            |
| 735   | 1/21/2010 | 19:00:17 | 63.1     | A    | 40-90 | 0:24:28        | 2041737.945           | 56.6             | 86.5             | 68.8            | 66.8            |
| 736   | 1/21/2010 | 19:00:19 | 63.9     | A    | 40-90 | 0:24:30        | 2454708.916           | 56.6             | 86.5             | 68.8            | 66.8            |
| 737   | 1/21/2010 | 19:00:21 | 66.7     | A    | 40-90 | 0:24:32        | 4677351.413           | 56.6             | 86.5             | 68.8            | 66.8            |
| 738   | 1/21/2010 | 19:00:23 | 66.4     | A    | 40-90 | 0:24:34        | 4365158.322           | 56.6             | 86.5             | 68.8            | 66.8            |
| 739   | 1/21/2010 | 19:00:25 | 70.9     | A    | 40-90 | 0:24:36        | 12302687.71           | 56.6             | 86.5             | 68.8            | 66.8            |
| 740   | 1/21/2010 | 19:00:27 | 67.2     | A    | 40-90 | 0:24:38        | 5248074.602           | 56.6             | 86.5             | 68.8            | 66.8            |
| 741   | 1/21/2010 | 19:00:29 | 67.3     | A    | 40-90 | 0:24:40        | 5370317.964           | 56.6             | 86.5             | 68.8            | 66.8            |
| 742   | 1/21/2010 | 19:00:31 | 64.4     | A    | 40-90 | 0:24:42        | 2754228.703           | 56.6             | 86.5             | 68.8            | 66.8            |
| 743   | 1/21/2010 | 19:00:33 | 71       | A    | 40-90 | 0:24:44        | 12589254.12           | 56.6             | 86.5             | 68.8            | 66.8            |
| 744   | 1/21/2010 | 19:00:35 | 70.4     | A    | 40-90 | 0:24:46        | 10964781.96           | 56.6             | 86.5             | 68.8            | 66.8            |

## Receiver 2- Day

| Point | Date      | Time     | Pressure | Unit | Scale | Acumulate Time | 10^(1*A)    | L <sub>min</sub> | L <sub>max</sub> | L <sub>10</sub> | L <sub>eq</sub> |
|-------|-----------|----------|----------|------|-------|----------------|-------------|------------------|------------------|-----------------|-----------------|
| 745   | 1/21/2010 | 19:00:37 | 72.1     | A    | 40-90 | 0:24:48        | 16218100.97 | 56.6             | 86.5             | 68.8            | 66.8            |
| 746   | 1/21/2010 | 19:00:39 | 71.5     | A    | 40-90 | 0:24:50        | 14125375.45 | 56.6             | 86.5             | 68.8            | 66.8            |
| 747   | 1/21/2010 | 19:00:41 | 70.2     | A    | 40-90 | 0:24:52        | 10471285.48 | 56.6             | 86.5             | 68.8            | 66.8            |
| 748   | 1/21/2010 | 19:00:43 | 73.4     | A    | 40-90 | 0:24:54        | 21877616.24 | 56.6             | 86.5             | 68.8            | 66.8            |
| 749   | 1/21/2010 | 19:00:45 | 73.2     | A    | 40-90 | 0:24:56        | 20892961.31 | 56.6             | 86.5             | 68.8            | 66.8            |
| 750   | 1/21/2010 | 19:00:47 | 70.4     | A    | 40-90 | 0:24:58        | 10964781.96 | 56.6             | 86.5             | 68.8            | 66.8            |
| 751   | 1/21/2010 | 19:00:49 | 68.4     | A    | 40-90 | 0:25:00        | 6918309.709 | 56.6             | 86.5             | 68.8            | 66.8            |
| 752   | 1/21/2010 | 19:00:51 | 72       | A    | 40-90 | 0:25:02        | 15848931.92 | 56.6             | 86.5             | 68.8            | 66.8            |
| 753   | 1/21/2010 | 19:00:53 | 67.3     | A    | 40-90 | 0:25:04        | 5370317.964 | 56.6             | 86.5             | 68.8            | 66.8            |
| 754   | 1/21/2010 | 19:00:55 | 64.3     | A    | 40-90 | 0:25:06        | 2691534.804 | 56.6             | 86.5             | 68.8            | 66.8            |
| 755   | 1/21/2010 | 19:00:57 | 71.7     | A    | 40-90 | 0:25:08        | 14791083.88 | 56.6             | 86.5             | 68.8            | 66.8            |
| 756   | 1/21/2010 | 19:00:59 | 72.3     | A    | 40-90 | 0:25:10        | 16982436.52 | 56.6             | 86.5             | 68.8            | 66.8            |
| 757   | 1/21/2010 | 19:01:01 | 72.7     | A    | 40-90 | 0:25:12        | 18620871.37 | 56.6             | 86.5             | 68.8            | 66.8            |
| 758   | 1/21/2010 | 19:01:03 | 76.4     | A    | 40-90 | 0:25:14        | 43651583.22 | 56.6             | 86.5             | 68.8            | 66.8            |
| 759   | 1/21/2010 | 19:01:05 | 76.8     | A    | 40-90 | 0:25:16        | 47863009.23 | 56.6             | 86.5             | 68.8            | 66.8            |
| 760   | 1/21/2010 | 19:01:07 | 63.9     | A    | 40-90 | 0:25:18        | 2454708.916 | 56.6             | 86.5             | 68.8            | 66.8            |
| 761   | 1/21/2010 | 19:01:09 | 64.9     | A    | 40-90 | 0:25:20        | 3090295.433 | 56.6             | 86.5             | 68.8            | 66.8            |
| 762   | 1/21/2010 | 19:01:11 | 62       | A    | 40-90 | 0:25:22        | 1584893.192 | 56.6             | 86.5             | 68.8            | 66.8            |
| 763   | 1/21/2010 | 19:01:13 | 60.6     | A    | 40-90 | 0:25:24        | 1148153.621 | 56.6             | 86.5             | 68.8            | 66.8            |
| 764   | 1/21/2010 | 19:01:15 | 59.2     | A    | 40-90 | 0:25:26        | 831763.7711 | 56.6             | 86.5             | 68.8            | 66.8            |
| 765   | 1/21/2010 | 19:01:17 | 59       | A    | 40-90 | 0:25:28        | 794328.2347 | 56.6             | 86.5             | 68.8            | 66.8            |
| 766   | 1/21/2010 | 19:01:19 | 61.3     | A    | 40-90 | 0:25:30        | 1348962.883 | 56.6             | 86.5             | 68.8            | 66.8            |
| 767   | 1/21/2010 | 19:01:21 | 63.6     | A    | 40-90 | 0:25:32        | 2290867.653 | 56.6             | 86.5             | 68.8            | 66.8            |
| 768   | 1/21/2010 | 19:01:23 | 65.9     | A    | 40-90 | 0:25:34        | 3890451.45  | 56.6             | 86.5             | 68.8            | 66.8            |
| 769   | 1/21/2010 | 19:01:25 | 69.5     | A    | 40-90 | 0:25:36        | 8912509.381 | 56.6             | 86.5             | 68.8            | 66.8            |
| 770   | 1/21/2010 | 19:01:27 | 60.8     | A    | 40-90 | 0:25:38        | 1202264.435 | 56.6             | 86.5             | 68.8            | 66.8            |
| 771   | 1/21/2010 | 19:01:29 | 58.9     | A    | 40-90 | 0:25:40        | 776247.1166 | 56.6             | 86.5             | 68.8            | 66.8            |
| 772   | 1/21/2010 | 19:01:31 | 61.3     | A    | 40-90 | 0:25:42        | 1348962.883 | 56.6             | 86.5             | 68.8            | 66.8            |
| 773   | 1/21/2010 | 19:01:33 | 60.9     | A    | 40-90 | 0:25:44        | 1230268.771 | 56.6             | 86.5             | 68.8            | 66.8            |
| 774   | 1/21/2010 | 19:01:35 | 61.6     | A    | 40-90 | 0:25:46        | 1445439.771 | 56.6             | 86.5             | 68.8            | 66.8            |
| 775   | 1/21/2010 | 19:01:37 | 64.9     | A    | 40-90 | 0:25:48        | 3090295.433 | 56.6             | 86.5             | 68.8            | 66.8            |

## Receiver 2- Day

| Point | Date      | Time     | Pressure | Unit | Scale | Acumulate Time | 10 <sup>^(1*A)</sup> | L <sub>min</sub> | L <sub>max</sub> | L <sub>10</sub> | L <sub>eq</sub> |
|-------|-----------|----------|----------|------|-------|----------------|----------------------|------------------|------------------|-----------------|-----------------|
| 776   | 1/21/2010 | 19:01:39 | 66.2     | A    | 40-90 | 0:25:50        | 4168693.835          | 56.6             | 86.5             | 68.8            | 66.8            |
| 777   | 1/21/2010 | 19:01:41 | 64.2     | A    | 40-90 | 0:25:52        | 2630267.992          | 56.6             | 86.5             | 68.8            | 66.8            |
| 778   | 1/21/2010 | 19:01:43 | 61.7     | A    | 40-90 | 0:25:54        | 1479108.388          | 56.6             | 86.5             | 68.8            | 66.8            |
| 779   | 1/21/2010 | 19:01:45 | 59.9     | A    | 40-90 | 0:25:56        | 977237.221           | 56.6             | 86.5             | 68.8            | 66.8            |
| 780   | 1/21/2010 | 19:01:47 | 59.5     | A    | 40-90 | 0:25:58        | 891250.9381          | 56.6             | 86.5             | 68.8            | 66.8            |
| 781   | 1/21/2010 | 19:01:49 | 60.2     | A    | 40-90 | 0:26:00        | 1047128.548          | 56.6             | 86.5             | 68.8            | 66.8            |
| 782   | 1/21/2010 | 19:01:51 | 61.8     | A    | 40-90 | 0:26:02        | 1513561.248          | 56.6             | 86.5             | 68.8            | 66.8            |
| 783   | 1/21/2010 | 19:01:53 | 65.1     | A    | 40-90 | 0:26:04        | 3235936.569          | 56.6             | 86.5             | 68.8            | 66.8            |
| 784   | 1/21/2010 | 19:01:55 | 65.3     | A    | 40-90 | 0:26:06        | 3388441.561          | 56.6             | 86.5             | 68.8            | 66.8            |
| 785   | 1/21/2010 | 19:01:57 | 64.7     | A    | 40-90 | 0:26:08        | 2951209.227          | 56.6             | 86.5             | 68.8            | 66.8            |
| 786   | 1/21/2010 | 19:01:59 | 68       | A    | 40-90 | 0:26:10        | 6309573.445          | 56.6             | 86.5             | 68.8            | 66.8            |
| 787   | 1/21/2010 | 19:02:01 | 63       | A    | 40-90 | 0:26:12        | 1995262.315          | 56.6             | 86.5             | 68.8            | 66.8            |
| 788   | 1/21/2010 | 19:02:03 | 59.6     | A    | 40-90 | 0:26:14        | 912010.8394          | 56.6             | 86.5             | 68.8            | 66.8            |
| 789   | 1/21/2010 | 19:02:05 | 59.8     | A    | 40-90 | 0:26:16        | 954992.586           | 56.6             | 86.5             | 68.8            | 66.8            |
| 790   | 1/21/2010 | 19:02:07 | 60.1     | A    | 40-90 | 0:26:18        | 1023292.992          | 56.6             | 86.5             | 68.8            | 66.8            |
| 791   | 1/21/2010 | 19:02:09 | 59.4     | A    | 40-90 | 0:26:20        | 870963.59            | 56.6             | 86.5             | 68.8            | 66.8            |
| 792   | 1/21/2010 | 19:02:11 | 60.3     | A    | 40-90 | 0:26:22        | 1071519.305          | 56.6             | 86.5             | 68.8            | 66.8            |
| 793   | 1/21/2010 | 19:02:13 | 59.4     | A    | 40-90 | 0:26:24        | 870963.59            | 56.6             | 86.5             | 68.8            | 66.8            |
| 794   | 1/21/2010 | 19:02:15 | 64.4     | A    | 40-90 | 0:26:26        | 2754228.703          | 56.6             | 86.5             | 68.8            | 66.8            |
| 795   | 1/21/2010 | 19:02:17 | 63.7     | A    | 40-90 | 0:26:28        | 2344228.815          | 56.6             | 86.5             | 68.8            | 66.8            |
| 796   | 1/21/2010 | 19:02:19 | 62.4     | A    | 40-90 | 0:26:30        | 1737800.829          | 56.6             | 86.5             | 68.8            | 66.8            |
| 797   | 1/21/2010 | 19:02:21 | 62.4     | A    | 40-90 | 0:26:32        | 1737800.829          | 56.6             | 86.5             | 68.8            | 66.8            |
| 798   | 1/21/2010 | 19:02:23 | 60.2     | A    | 40-90 | 0:26:34        | 1047128.548          | 56.6             | 86.5             | 68.8            | 66.8            |
| 799   | 1/21/2010 | 19:02:25 | 60.5     | A    | 40-90 | 0:26:36        | 1122018.454          | 56.6             | 86.5             | 68.8            | 66.8            |
| 800   | 1/21/2010 | 19:02:27 | 59.8     | A    | 40-90 | 0:26:38        | 954992.586           | 56.6             | 86.5             | 68.8            | 66.8            |
| 801   | 1/21/2010 | 19:02:29 | 60.1     | A    | 40-90 | 0:26:40        | 1023292.992          | 56.6             | 86.5             | 68.8            | 66.8            |
| 802   | 1/21/2010 | 19:02:31 | 61.7     | A    | 40-90 | 0:26:42        | 1479108.388          | 56.6             | 86.5             | 68.8            | 66.8            |
| 803   | 1/21/2010 | 19:02:33 | 62.4     | A    | 40-90 | 0:26:44        | 1737800.829          | 56.6             | 86.5             | 68.8            | 66.8            |
| 804   | 1/21/2010 | 19:02:35 | 61.5     | A    | 40-90 | 0:26:46        | 1412537.545          | 56.6             | 86.5             | 68.8            | 66.8            |
| 805   | 1/21/2010 | 19:02:37 | 59.4     | A    | 40-90 | 0:26:48        | 870963.59            | 56.6             | 86.5             | 68.8            | 66.8            |
| 806   | 1/21/2010 | 19:02:39 | 58.6     | A    | 40-90 | 0:26:50        | 724435.9601          | 56.6             | 86.5             | 68.8            | 66.8            |

## Receiver 2- Day

| Point | Date      | Time     | Pressure | Unit | Scale | Acumulate Time | 10^(1*A)    | L <sub>min</sub> | L <sub>max</sub> | L <sub>10</sub> | L <sub>eq</sub> |
|-------|-----------|----------|----------|------|-------|----------------|-------------|------------------|------------------|-----------------|-----------------|
| 807   | 1/21/2010 | 19:02:41 | 59.3     | A    | 40-90 | 0:26:52        | 851138.0382 | 56.6             | 86.5             | 68.8            | 66.8            |
| 808   | 1/21/2010 | 19:02:43 | 59.5     | A    | 40-90 | 0:26:54        | 891250.9381 | 56.6             | 86.5             | 68.8            | 66.8            |
| 809   | 1/21/2010 | 19:02:45 | 60.2     | A    | 40-90 | 0:26:56        | 1047128.548 | 56.6             | 86.5             | 68.8            | 66.8            |
| 810   | 1/21/2010 | 19:02:47 | 59.2     | A    | 40-90 | 0:26:58        | 831763.7711 | 56.6             | 86.5             | 68.8            | 66.8            |
| 811   | 1/21/2010 | 19:02:49 | 59.4     | A    | 40-90 | 0:27:00        | 870963.59   | 56.6             | 86.5             | 68.8            | 66.8            |
| 812   | 1/21/2010 | 19:02:51 | 59.7     | A    | 40-90 | 0:27:02        | 933254.3008 | 56.6             | 86.5             | 68.8            | 66.8            |
| 813   | 1/21/2010 | 19:02:53 | 59.5     | A    | 40-90 | 0:27:04        | 891250.9381 | 56.6             | 86.5             | 68.8            | 66.8            |
| 814   | 1/21/2010 | 19:02:55 | 59.3     | A    | 40-90 | 0:27:06        | 851138.0382 | 56.6             | 86.5             | 68.8            | 66.8            |
| 815   | 1/21/2010 | 19:02:57 | 60.2     | A    | 40-90 | 0:27:08        | 1047128.548 | 56.6             | 86.5             | 68.8            | 66.8            |
| 816   | 1/21/2010 | 19:02:59 | 59.2     | A    | 40-90 | 0:27:10        | 831763.7711 | 56.6             | 86.5             | 68.8            | 66.8            |
| 817   | 1/21/2010 | 19:03:01 | 58.8     | A    | 40-90 | 0:27:12        | 758577.575  | 56.6             | 86.5             | 68.8            | 66.8            |
| 818   | 1/21/2010 | 19:03:03 | 59.1     | A    | 40-90 | 0:27:14        | 812830.5162 | 56.6             | 86.5             | 68.8            | 66.8            |
| 819   | 1/21/2010 | 19:03:05 | 57.8     | A    | 40-90 | 0:27:16        | 602559.5861 | 56.6             | 86.5             | 68.8            | 66.8            |
| 820   | 1/21/2010 | 19:03:07 | 57.1     | A    | 40-90 | 0:27:18        | 512861.384  | 56.6             | 86.5             | 68.8            | 66.8            |
| 821   | 1/21/2010 | 19:03:09 | 56.7     | A    | 40-90 | 0:27:20        | 467735.1413 | 56.6             | 86.5             | 68.8            | 66.8            |
| 822   | 1/21/2010 | 19:03:11 | 58       | A    | 40-90 | 0:27:22        | 630957.3445 | 56.6             | 86.5             | 68.8            | 66.8            |
| 823   | 1/21/2010 | 19:03:13 | 58.3     | A    | 40-90 | 0:27:24        | 676082.9754 | 56.6             | 86.5             | 68.8            | 66.8            |
| 824   | 1/21/2010 | 19:03:15 | 57.3     | A    | 40-90 | 0:27:26        | 537031.7964 | 56.6             | 86.5             | 68.8            | 66.8            |
| 825   | 1/21/2010 | 19:03:17 | 57.8     | A    | 40-90 | 0:27:28        | 602559.5861 | 56.6             | 86.5             | 68.8            | 66.8            |
| 826   | 1/21/2010 | 19:03:19 | 56.6     | A    | 40-90 | 0:27:30        | 457088.1896 | 56.6             | 86.5             | 68.8            | 66.8            |
| 827   | 1/21/2010 | 19:03:21 | 58.1     | A    | 40-90 | 0:27:32        | 645654.229  | 56.6             | 86.5             | 68.8            | 66.8            |
| 828   | 1/21/2010 | 19:03:23 | 59       | A    | 40-90 | 0:27:34        | 794328.2347 | 56.6             | 86.5             | 68.8            | 66.8            |
| 829   | 1/21/2010 | 19:03:25 | 58       | A    | 40-90 | 0:27:36        | 630957.3445 | 56.6             | 86.5             | 68.8            | 66.8            |
| 830   | 1/21/2010 | 19:03:27 | 57.2     | A    | 40-90 | 0:27:38        | 524807.4602 | 56.6             | 86.5             | 68.8            | 66.8            |
| 831   | 1/21/2010 | 19:03:29 | 58.2     | A    | 40-90 | 0:27:40        | 660693.448  | 56.6             | 86.5             | 68.8            | 66.8            |
| 832   | 1/21/2010 | 19:03:31 | 59.2     | A    | 40-90 | 0:27:42        | 831763.7711 | 56.6             | 86.5             | 68.8            | 66.8            |
| 833   | 1/21/2010 | 19:03:33 | 59.4     | A    | 40-90 | 0:27:44        | 870963.59   | 56.6             | 86.5             | 68.8            | 66.8            |
| 834   | 1/21/2010 | 19:03:35 | 59.3     | A    | 40-90 | 0:27:46        | 851138.0382 | 56.6             | 86.5             | 68.8            | 66.8            |
| 835   | 1/21/2010 | 19:03:37 | 59.8     | A    | 40-90 | 0:27:48        | 954992.586  | 56.6             | 86.5             | 68.8            | 66.8            |
| 836   | 1/21/2010 | 19:03:39 | 63.1     | A    | 40-90 | 0:27:50        | 2041737.945 | 56.6             | 86.5             | 68.8            | 66.8            |
| 837   | 1/21/2010 | 19:03:41 | 67.4     | A    | 40-90 | 0:27:52        | 5495408.739 | 56.6             | 86.5             | 68.8            | 66.8            |

## Receiver 2- Day

| Point | Date      | Time     | Pressure | Unit | Scale | Acumulate Time | 10 <sup>^(.1*A)</sup> | L <sub>min</sub> | L <sub>max</sub> | L <sub>10</sub> | L <sub>eq</sub> |
|-------|-----------|----------|----------|------|-------|----------------|-----------------------|------------------|------------------|-----------------|-----------------|
| 838   | 1/21/2010 | 19:03:43 | 63       | A    | 40-90 | 0:27:54        | 1995262.315           | 56.6             | 86.5             | 68.8            | 66.8            |
| 839   | 1/21/2010 | 19:03:45 | 59.5     | A    | 40-90 | 0:27:56        | 891250.9381           | 56.6             | 86.5             | 68.8            | 66.8            |
| 840   | 1/21/2010 | 19:03:47 | 58.8     | A    | 40-90 | 0:27:58        | 758577.575            | 56.6             | 86.5             | 68.8            | 66.8            |
| 841   | 1/21/2010 | 19:03:49 | 58.8     | A    | 40-90 | 0:28:00        | 758577.575            | 56.6             | 86.5             | 68.8            | 66.8            |
| 842   | 1/21/2010 | 19:03:51 | 60.7     | A    | 40-90 | 0:28:02        | 1174897.555           | 56.6             | 86.5             | 68.8            | 66.8            |
| 843   | 1/21/2010 | 19:03:53 | 64.7     | A    | 40-90 | 0:28:04        | 2951209.227           | 56.6             | 86.5             | 68.8            | 66.8            |
| 844   | 1/21/2010 | 19:03:55 | 65.8     | A    | 40-90 | 0:28:06        | 3801893.963           | 56.6             | 86.5             | 68.8            | 66.8            |
| 845   | 1/21/2010 | 19:03:57 | 64.2     | A    | 40-90 | 0:28:08        | 2630267.992           | 56.6             | 86.5             | 68.8            | 66.8            |
| 846   | 1/21/2010 | 19:03:59 | 59       | A    | 40-90 | 0:28:10        | 794328.2347           | 56.6             | 86.5             | 68.8            | 66.8            |
| 847   | 1/21/2010 | 19:04:01 | 61.1     | A    | 40-90 | 0:28:12        | 1288249.552           | 56.6             | 86.5             | 68.8            | 66.8            |
| 848   | 1/21/2010 | 19:04:03 | 59.5     | A    | 40-90 | 0:28:14        | 891250.9381           | 56.6             | 86.5             | 68.8            | 66.8            |
| 849   | 1/21/2010 | 19:04:05 | 61.8     | A    | 40-90 | 0:28:16        | 1513561.248           | 56.6             | 86.5             | 68.8            | 66.8            |
| 850   | 1/21/2010 | 19:04:07 | 65.1     | A    | 40-90 | 0:28:18        | 3235936.569           | 56.6             | 86.5             | 68.8            | 66.8            |
| 851   | 1/21/2010 | 19:04:09 | 59.4     | A    | 40-90 | 0:28:20        | 870963.59             | 56.6             | 86.5             | 68.8            | 66.8            |
| 852   | 1/21/2010 | 19:04:11 | 59.4     | A    | 40-90 | 0:28:22        | 870963.59             | 56.6             | 86.5             | 68.8            | 66.8            |
| 853   | 1/21/2010 | 19:04:13 | 57.4     | A    | 40-90 | 0:28:24        | 549540.8739           | 56.6             | 86.5             | 68.8            | 66.8            |
| 854   | 1/21/2010 | 19:04:15 | 57.3     | A    | 40-90 | 0:28:26        | 537031.7964           | 56.6             | 86.5             | 68.8            | 66.8            |
| 855   | 1/21/2010 | 19:04:17 | 56.9     | A    | 40-90 | 0:28:28        | 489778.8194           | 56.6             | 86.5             | 68.8            | 66.8            |
| 856   | 1/21/2010 | 19:04:19 | 57.9     | A    | 40-90 | 0:28:30        | 616595.0019           | 56.6             | 86.5             | 68.8            | 66.8            |
| 857   | 1/21/2010 | 19:04:21 | 57.9     | A    | 40-90 | 0:28:32        | 616595.0019           | 56.6             | 86.5             | 68.8            | 66.8            |
| 858   | 1/21/2010 | 19:04:23 | 58.8     | A    | 40-90 | 0:28:34        | 758577.575            | 56.6             | 86.5             | 68.8            | 66.8            |
| 859   | 1/21/2010 | 19:04:25 | 61.5     | A    | 40-90 | 0:28:36        | 1412537.545           | 56.6             | 86.5             | 68.8            | 66.8            |
| 860   | 1/21/2010 | 19:04:27 | 62.8     | A    | 40-90 | 0:28:38        | 1905460.718           | 56.6             | 86.5             | 68.8            | 66.8            |
| 861   | 1/21/2010 | 19:04:29 | 63       | A    | 40-90 | 0:28:40        | 1995262.315           | 56.6             | 86.5             | 68.8            | 66.8            |
| 862   | 1/21/2010 | 19:04:31 | 63.6     | A    | 40-90 | 0:28:42        | 2290867.653           | 56.6             | 86.5             | 68.8            | 66.8            |
| 863   | 1/21/2010 | 19:04:33 | 63.5     | A    | 40-90 | 0:28:44        | 2238721.139           | 56.6             | 86.5             | 68.8            | 66.8            |
| 864   | 1/21/2010 | 19:04:35 | 63.5     | A    | 40-90 | 0:28:46        | 2238721.139           | 56.6             | 86.5             | 68.8            | 66.8            |
| 865   | 1/21/2010 | 19:04:37 | 64.9     | A    | 40-90 | 0:28:48        | 3090295.433           | 56.6             | 86.5             | 68.8            | 66.8            |
| 866   | 1/21/2010 | 19:04:39 | 62.7     | A    | 40-90 | 0:28:50        | 1862087.137           | 56.6             | 86.5             | 68.8            | 66.8            |
| 867   | 1/21/2010 | 19:04:41 | 61.4     | A    | 40-90 | 0:28:52        | 1380384.265           | 56.6             | 86.5             | 68.8            | 66.8            |
| 868   | 1/21/2010 | 19:04:43 | 60.5     | A    | 40-90 | 0:28:54        | 1122018.454           | 56.6             | 86.5             | 68.8            | 66.8            |

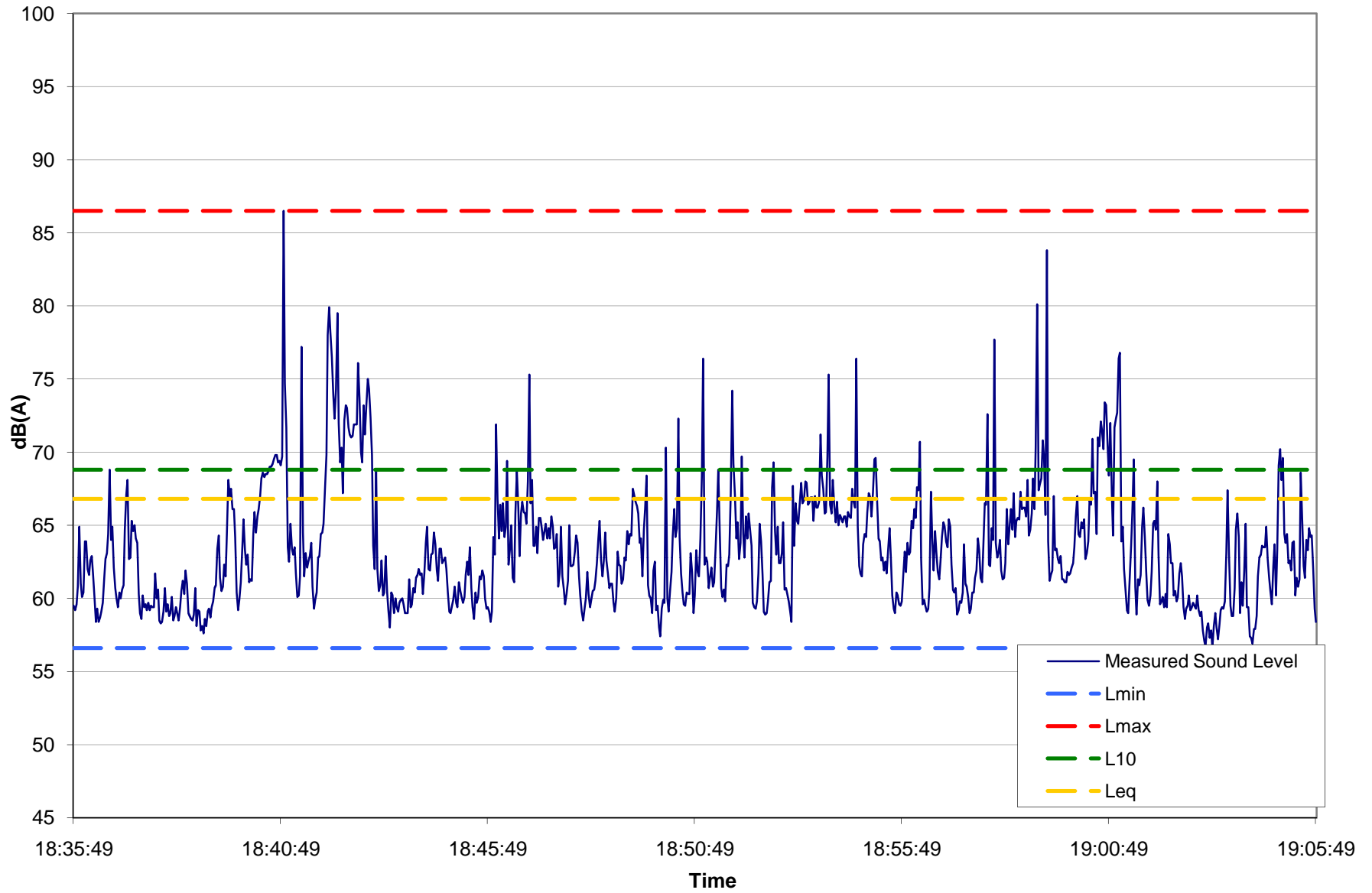
## Receiver 2- Day

| Point | Date      | Time     | Pressure | Unit | Scale | Acumulate Time | 10^(1*A)    | L <sub>min</sub> | L <sub>max</sub> | L <sub>10</sub> | L <sub>eq</sub> |
|-------|-----------|----------|----------|------|-------|----------------|-------------|------------------|------------------|-----------------|-----------------|
| 869   | 1/21/2010 | 19:04:45 | 59.6     | A    | 40-90 | 0:28:56        | 912010.8394 | 56.6             | 86.5             | 68.8            | 66.8            |
| 870   | 1/21/2010 | 19:04:47 | 62.2     | A    | 40-90 | 0:28:58        | 1659586.907 | 56.6             | 86.5             | 68.8            | 66.8            |
| 871   | 1/21/2010 | 19:04:49 | 63.7     | A    | 40-90 | 0:29:00        | 2344228.815 | 56.6             | 86.5             | 68.8            | 66.8            |
| 872   | 1/21/2010 | 19:04:51 | 60.2     | A    | 40-90 | 0:29:02        | 1047128.548 | 56.6             | 86.5             | 68.8            | 66.8            |
| 873   | 1/21/2010 | 19:04:53 | 63.3     | A    | 40-90 | 0:29:04        | 2137962.09  | 56.6             | 86.5             | 68.8            | 66.8            |
| 874   | 1/21/2010 | 19:04:55 | 69.1     | A    | 40-90 | 0:29:06        | 8128305.162 | 56.6             | 86.5             | 68.8            | 66.8            |
| 875   | 1/21/2010 | 19:04:57 | 70.2     | A    | 40-90 | 0:29:08        | 10471285.48 | 56.6             | 86.5             | 68.8            | 66.8            |
| 876   | 1/21/2010 | 19:04:59 | 68.1     | A    | 40-90 | 0:29:10        | 6456542.29  | 56.6             | 86.5             | 68.8            | 66.8            |
| 877   | 1/21/2010 | 19:05:01 | 69.6     | A    | 40-90 | 0:29:12        | 9120108.394 | 56.6             | 86.5             | 68.8            | 66.8            |
| 878   | 1/21/2010 | 19:05:03 | 64.4     | A    | 40-90 | 0:29:14        | 2754228.703 | 56.6             | 86.5             | 68.8            | 66.8            |
| 879   | 1/21/2010 | 19:05:05 | 63.8     | A    | 40-90 | 0:29:16        | 2398832.919 | 56.6             | 86.5             | 68.8            | 66.8            |
| 880   | 1/21/2010 | 19:05:07 | 64.4     | A    | 40-90 | 0:29:18        | 2754228.703 | 56.6             | 86.5             | 68.8            | 66.8            |
| 881   | 1/21/2010 | 19:05:09 | 62.4     | A    | 40-90 | 0:29:20        | 1737800.829 | 56.6             | 86.5             | 68.8            | 66.8            |
| 882   | 1/21/2010 | 19:05:11 | 62.6     | A    | 40-90 | 0:29:22        | 1819700.859 | 56.6             | 86.5             | 68.8            | 66.8            |
| 883   | 1/21/2010 | 19:05:13 | 61.9     | A    | 40-90 | 0:29:24        | 1548816.619 | 56.6             | 86.5             | 68.8            | 66.8            |
| 884   | 1/21/2010 | 19:05:15 | 63.8     | A    | 40-90 | 0:29:26        | 2398832.919 | 56.6             | 86.5             | 68.8            | 66.8            |
| 885   | 1/21/2010 | 19:05:17 | 63.9     | A    | 40-90 | 0:29:28        | 2454708.916 | 56.6             | 86.5             | 68.8            | 66.8            |
| 886   | 1/21/2010 | 19:05:19 | 60.2     | A    | 40-90 | 0:29:30        | 1047128.548 | 56.6             | 86.5             | 68.8            | 66.8            |
| 887   | 1/21/2010 | 19:05:21 | 61.4     | A    | 40-90 | 0:29:32        | 1380384.265 | 56.6             | 86.5             | 68.8            | 66.8            |
| 888   | 1/21/2010 | 19:05:23 | 60.8     | A    | 40-90 | 0:29:34        | 1202264.435 | 56.6             | 86.5             | 68.8            | 66.8            |
| 889   | 1/21/2010 | 19:05:25 | 61.3     | A    | 40-90 | 0:29:36        | 1348962.883 | 56.6             | 86.5             | 68.8            | 66.8            |
| 890   | 1/21/2010 | 19:05:27 | 68.6     | A    | 40-90 | 0:29:38        | 7244359.601 | 56.6             | 86.5             | 68.8            | 66.8            |
| 891   | 1/21/2010 | 19:05:29 | 65.4     | A    | 40-90 | 0:29:40        | 3467368.505 | 56.6             | 86.5             | 68.8            | 66.8            |
| 892   | 1/21/2010 | 19:05:31 | 62.2     | A    | 40-90 | 0:29:42        | 1659586.907 | 56.6             | 86.5             | 68.8            | 66.8            |
| 893   | 1/21/2010 | 19:05:33 | 61.4     | A    | 40-90 | 0:29:44        | 1380384.265 | 56.6             | 86.5             | 68.8            | 66.8            |
| 894   | 1/21/2010 | 19:05:35 | 64       | A    | 40-90 | 0:29:46        | 2511886.432 | 56.6             | 86.5             | 68.8            | 66.8            |
| 895   | 1/21/2010 | 19:05:37 | 63.3     | A    | 40-90 | 0:29:48        | 2137962.09  | 56.6             | 86.5             | 68.8            | 66.8            |
| 896   | 1/21/2010 | 19:05:39 | 64.8     | A    | 40-90 | 0:29:50        | 3019951.72  | 56.6             | 86.5             | 68.8            | 66.8            |
| 897   | 1/21/2010 | 19:05:41 | 64.2     | A    | 40-90 | 0:29:52        | 2630267.992 | 56.6             | 86.5             | 68.8            | 66.8            |
| 898   | 1/21/2010 | 19:05:43 | 64.3     | A    | 40-90 | 0:29:54        | 2691534.804 | 56.6             | 86.5             | 68.8            | 66.8            |
| 899   | 1/21/2010 | 19:05:45 | 62       | A    | 40-90 | 0:29:56        | 1584893.192 | 56.6             | 86.5             | 68.8            | 66.8            |

Receiver 2- Day

| Point      | Date      | Time     | Pressure | Unit | Scale | Acumulate Time | 10^(.1*A)   | L <sub>min</sub> | L <sub>max</sub> | L <sub>10</sub> | L <sub>eq</sub> |
|------------|-----------|----------|----------|------|-------|----------------|-------------|------------------|------------------|-----------------|-----------------|
| 900        | 1/21/2010 | 19:05:47 | 59.3 A   |      | 40-90 | 0:29:58        | 851138.0382 | 56.6             | 86.5             | 68.8            | 66.8            |
| 901        | 1/21/2010 | 19:05:49 | 58.4 A   |      | 40-90 | 0:30:00        | 691830.9709 | 56.6             | 86.5             | 68.8            | 66.8            |
| <b>SUM</b> |           |          |          |      |       |                | 4325800282  |                  |                  |                 |                 |

| Lmin | Lmax | L10  | Leq  |
|------|------|------|------|
| 56.6 | 86.5 | 68.8 | 66.8 |





## Receiver 2- Night

| Point | Date      | Time    | Pressure | Unit | Scale | Acumulate Time | 10 <sup>^(.1*A)</sup> | L <sub>min</sub> | L <sub>max</sub> | L <sub>10</sub> | L <sub>eq</sub> |
|-------|-----------|---------|----------|------|-------|----------------|-----------------------|------------------|------------------|-----------------|-----------------|
| 1     | 1/22/2010 | 0:14:52 | 53.6     | A    | 40-90 | 0:00:00        | 229086.7653           | 51.5             | 77.2             | 61.2            | 58.7            |
| 2     | 1/22/2010 | 0:14:54 | 54.1     | A    | 40-90 | 0:00:02        | 257039.5783           | 51.5             | 77.2             | 61.2            | 58.7            |
| 3     | 1/22/2010 | 0:14:56 | 53.2     | A    | 40-90 | 0:00:04        | 208929.6131           | 51.5             | 77.2             | 61.2            | 58.7            |
| 4     | 1/22/2010 | 0:14:58 | 53       | A    | 40-90 | 0:00:06        | 199526.2315           | 51.5             | 77.2             | 61.2            | 58.7            |
| 5     | 1/22/2010 | 0:15:00 | 53       | A    | 40-90 | 0:00:08        | 199526.2315           | 51.5             | 77.2             | 61.2            | 58.7            |
| 6     | 1/22/2010 | 0:15:02 | 53.2     | A    | 40-90 | 0:00:10        | 208929.6131           | 51.5             | 77.2             | 61.2            | 58.7            |
| 7     | 1/22/2010 | 0:15:04 | 53.5     | A    | 40-90 | 0:00:12        | 223872.1139           | 51.5             | 77.2             | 61.2            | 58.7            |
| 8     | 1/22/2010 | 0:15:06 | 55       | A    | 40-90 | 0:00:14        | 316227.766            | 51.5             | 77.2             | 61.2            | 58.7            |
| 9     | 1/22/2010 | 0:15:08 | 55.4     | A    | 40-90 | 0:00:16        | 346736.8505           | 51.5             | 77.2             | 61.2            | 58.7            |
| 10    | 1/22/2010 | 0:15:10 | 55.8     | A    | 40-90 | 0:00:18        | 380189.3963           | 51.5             | 77.2             | 61.2            | 58.7            |
| 11    | 1/22/2010 | 0:15:12 | 57.1     | A    | 40-90 | 0:00:20        | 512861.384            | 51.5             | 77.2             | 61.2            | 58.7            |
| 12    | 1/22/2010 | 0:15:14 | 58.6     | A    | 40-90 | 0:00:22        | 724435.9601           | 51.5             | 77.2             | 61.2            | 58.7            |
| 13    | 1/22/2010 | 0:15:16 | 66       | A    | 40-90 | 0:00:24        | 3981071.706           | 51.5             | 77.2             | 61.2            | 58.7            |
| 14    | 1/22/2010 | 0:15:18 | 65.6     | A    | 40-90 | 0:00:26        | 3630780.548           | 51.5             | 77.2             | 61.2            | 58.7            |
| 15    | 1/22/2010 | 0:15:20 | 63.1     | A    | 40-90 | 0:00:28        | 2041737.945           | 51.5             | 77.2             | 61.2            | 58.7            |
| 16    | 1/22/2010 | 0:15:22 | 57.9     | A    | 40-90 | 0:00:30        | 616595.0019           | 51.5             | 77.2             | 61.2            | 58.7            |
| 17    | 1/22/2010 | 0:15:24 | 56.8     | A    | 40-90 | 0:00:32        | 478630.0923           | 51.5             | 77.2             | 61.2            | 58.7            |
| 18    | 1/22/2010 | 0:15:26 | 57.2     | A    | 40-90 | 0:00:34        | 524807.4602           | 51.5             | 77.2             | 61.2            | 58.7            |
| 19    | 1/22/2010 | 0:15:28 | 55.8     | A    | 40-90 | 0:00:36        | 380189.3963           | 51.5             | 77.2             | 61.2            | 58.7            |
| 20    | 1/22/2010 | 0:15:30 | 55.9     | A    | 40-90 | 0:00:38        | 389045.145            | 51.5             | 77.2             | 61.2            | 58.7            |
| 21    | 1/22/2010 | 0:15:32 | 53.3     | A    | 40-90 | 0:00:40        | 213796.209            | 51.5             | 77.2             | 61.2            | 58.7            |
| 22    | 1/22/2010 | 0:15:34 | 52.6     | A    | 40-90 | 0:00:42        | 181970.0859           | 51.5             | 77.2             | 61.2            | 58.7            |
| 23    | 1/22/2010 | 0:15:36 | 52.5     | A    | 40-90 | 0:00:44        | 177827.941            | 51.5             | 77.2             | 61.2            | 58.7            |
| 24    | 1/22/2010 | 0:15:38 | 53       | A    | 40-90 | 0:00:46        | 199526.2315           | 51.5             | 77.2             | 61.2            | 58.7            |
| 25    | 1/22/2010 | 0:15:40 | 55.7     | A    | 40-90 | 0:00:48        | 371535.2291           | 51.5             | 77.2             | 61.2            | 58.7            |
| 26    | 1/22/2010 | 0:15:42 | 55.8     | A    | 40-90 | 0:00:50        | 380189.3963           | 51.5             | 77.2             | 61.2            | 58.7            |
| 27    | 1/22/2010 | 0:15:44 | 56.4     | A    | 40-90 | 0:00:52        | 436515.8322           | 51.5             | 77.2             | 61.2            | 58.7            |
| 28    | 1/22/2010 | 0:15:46 | 55.6     | A    | 40-90 | 0:00:54        | 363078.0548           | 51.5             | 77.2             | 61.2            | 58.7            |
| 29    | 1/22/2010 | 0:15:48 | 60.5     | A    | 40-90 | 0:00:56        | 1122018.454           | 51.5             | 77.2             | 61.2            | 58.7            |
| 30    | 1/22/2010 | 0:15:50 | 58.1     | A    | 40-90 | 0:00:58        | 645654.229            | 51.5             | 77.2             | 61.2            | 58.7            |
| 31    | 1/22/2010 | 0:15:52 | 56       | A    | 40-90 | 0:01:00        | 398107.1706           | 51.5             | 77.2             | 61.2            | 58.7            |

## Receiver 2- Night

| Point | Date      | Time    | Pressure | Unit | Scale | Acumulate Time | 10 <sup>^(.1*A)</sup> | L <sub>min</sub> | L <sub>max</sub> | L <sub>10</sub> | L <sub>eq</sub> |
|-------|-----------|---------|----------|------|-------|----------------|-----------------------|------------------|------------------|-----------------|-----------------|
| 32    | 1/22/2010 | 0:15:54 | 52.8     | A    | 40-90 | 0:01:02        | 190546.0718           | 51.5             | 77.2             | 61.2            | 58.7            |
| 33    | 1/22/2010 | 0:15:56 | 52.4     | A    | 40-90 | 0:01:04        | 173780.0829           | 51.5             | 77.2             | 61.2            | 58.7            |
| 34    | 1/22/2010 | 0:15:58 | 52.6     | A    | 40-90 | 0:01:06        | 181970.0859           | 51.5             | 77.2             | 61.2            | 58.7            |
| 35    | 1/22/2010 | 0:16:00 | 52.6     | A    | 40-90 | 0:01:08        | 181970.0859           | 51.5             | 77.2             | 61.2            | 58.7            |
| 36    | 1/22/2010 | 0:16:02 | 51.9     | A    | 40-90 | 0:01:10        | 154881.6619           | 51.5             | 77.2             | 61.2            | 58.7            |
| 37    | 1/22/2010 | 0:16:04 | 52.1     | A    | 40-90 | 0:01:12        | 162181.0097           | 51.5             | 77.2             | 61.2            | 58.7            |
| 38    | 1/22/2010 | 0:16:06 | 55       | A    | 40-90 | 0:01:14        | 316227.766            | 51.5             | 77.2             | 61.2            | 58.7            |
| 39    | 1/22/2010 | 0:16:08 | 53.5     | A    | 40-90 | 0:01:16        | 223872.1139           | 51.5             | 77.2             | 61.2            | 58.7            |
| 40    | 1/22/2010 | 0:16:10 | 53.2     | A    | 40-90 | 0:01:18        | 208929.6131           | 51.5             | 77.2             | 61.2            | 58.7            |
| 41    | 1/22/2010 | 0:16:12 | 52.6     | A    | 40-90 | 0:01:20        | 181970.0859           | 51.5             | 77.2             | 61.2            | 58.7            |
| 42    | 1/22/2010 | 0:16:14 | 52.5     | A    | 40-90 | 0:01:22        | 177827.941            | 51.5             | 77.2             | 61.2            | 58.7            |
| 43    | 1/22/2010 | 0:16:16 | 52.4     | A    | 40-90 | 0:01:24        | 173780.0829           | 51.5             | 77.2             | 61.2            | 58.7            |
| 44    | 1/22/2010 | 0:16:18 | 52       | A    | 40-90 | 0:01:26        | 158489.3192           | 51.5             | 77.2             | 61.2            | 58.7            |
| 45    | 1/22/2010 | 0:16:20 | 52       | A    | 40-90 | 0:01:28        | 158489.3192           | 51.5             | 77.2             | 61.2            | 58.7            |
| 46    | 1/22/2010 | 0:16:22 | 52.4     | A    | 40-90 | 0:01:30        | 173780.0829           | 51.5             | 77.2             | 61.2            | 58.7            |
| 47    | 1/22/2010 | 0:16:24 | 53.5     | A    | 40-90 | 0:01:32        | 223872.1139           | 51.5             | 77.2             | 61.2            | 58.7            |
| 48    | 1/22/2010 | 0:16:26 | 52.6     | A    | 40-90 | 0:01:34        | 181970.0859           | 51.5             | 77.2             | 61.2            | 58.7            |
| 49    | 1/22/2010 | 0:16:28 | 52.3     | A    | 40-90 | 0:01:36        | 169824.3652           | 51.5             | 77.2             | 61.2            | 58.7            |
| 50    | 1/22/2010 | 0:16:30 | 52.8     | A    | 40-90 | 0:01:38        | 190546.0718           | 51.5             | 77.2             | 61.2            | 58.7            |
| 51    | 1/22/2010 | 0:16:32 | 53.1     | A    | 40-90 | 0:01:40        | 204173.7945           | 51.5             | 77.2             | 61.2            | 58.7            |
| 52    | 1/22/2010 | 0:16:34 | 53.1     | A    | 40-90 | 0:01:42        | 204173.7945           | 51.5             | 77.2             | 61.2            | 58.7            |
| 53    | 1/22/2010 | 0:16:36 | 53.2     | A    | 40-90 | 0:01:44        | 208929.6131           | 51.5             | 77.2             | 61.2            | 58.7            |
| 54    | 1/22/2010 | 0:16:38 | 52.3     | A    | 40-90 | 0:01:46        | 169824.3652           | 51.5             | 77.2             | 61.2            | 58.7            |
| 55    | 1/22/2010 | 0:16:40 | 51.8     | A    | 40-90 | 0:01:48        | 151356.1248           | 51.5             | 77.2             | 61.2            | 58.7            |
| 56    | 1/22/2010 | 0:16:42 | 52.4     | A    | 40-90 | 0:01:50        | 173780.0829           | 51.5             | 77.2             | 61.2            | 58.7            |
| 57    | 1/22/2010 | 0:16:44 | 52.9     | A    | 40-90 | 0:01:52        | 194984.46             | 51.5             | 77.2             | 61.2            | 58.7            |
| 58    | 1/22/2010 | 0:16:46 | 53.5     | A    | 40-90 | 0:01:54        | 223872.1139           | 51.5             | 77.2             | 61.2            | 58.7            |
| 59    | 1/22/2010 | 0:16:48 | 52.3     | A    | 40-90 | 0:01:56        | 169824.3652           | 51.5             | 77.2             | 61.2            | 58.7            |
| 60    | 1/22/2010 | 0:16:50 | 52.1     | A    | 40-90 | 0:01:58        | 162181.0097           | 51.5             | 77.2             | 61.2            | 58.7            |
| 61    | 1/22/2010 | 0:16:52 | 52.5     | A    | 40-90 | 0:02:00        | 177827.941            | 51.5             | 77.2             | 61.2            | 58.7            |
| 62    | 1/22/2010 | 0:16:54 | 52.8     | A    | 40-90 | 0:02:02        | 190546.0718           | 51.5             | 77.2             | 61.2            | 58.7            |

## Receiver 2- Night

| Point | Date      | Time    | Pressure | Unit | Scale | Acumulate Time | 10 <sup>A</sup> (.1*A) | L <sub>min</sub> | L <sub>max</sub> | L <sub>10</sub> | L <sub>eq</sub> |
|-------|-----------|---------|----------|------|-------|----------------|------------------------|------------------|------------------|-----------------|-----------------|
| 63    | 1/22/2010 | 0:16:56 | 52.9     | A    | 40-90 | 0:02:04        | 194984.46              | 51.5             | 77.2             | 61.2            | 58.7            |
| 64    | 1/22/2010 | 0:16:58 | 53.3     | A    | 40-90 | 0:02:06        | 213796.209             | 51.5             | 77.2             | 61.2            | 58.7            |
| 65    | 1/22/2010 | 0:17:00 | 53.4     | A    | 40-90 | 0:02:08        | 218776.1624            | 51.5             | 77.2             | 61.2            | 58.7            |
| 66    | 1/22/2010 | 0:17:02 | 53.1     | A    | 40-90 | 0:02:10        | 204173.7945            | 51.5             | 77.2             | 61.2            | 58.7            |
| 67    | 1/22/2010 | 0:17:04 | 53.3     | A    | 40-90 | 0:02:12        | 213796.209             | 51.5             | 77.2             | 61.2            | 58.7            |
| 68    | 1/22/2010 | 0:17:06 | 53.5     | A    | 40-90 | 0:02:14        | 223872.1139            | 51.5             | 77.2             | 61.2            | 58.7            |
| 69    | 1/22/2010 | 0:17:08 | 53.6     | A    | 40-90 | 0:02:16        | 229086.7653            | 51.5             | 77.2             | 61.2            | 58.7            |
| 70    | 1/22/2010 | 0:17:10 | 56.4     | A    | 40-90 | 0:02:18        | 436515.8322            | 51.5             | 77.2             | 61.2            | 58.7            |
| 71    | 1/22/2010 | 0:17:12 | 54.4     | A    | 40-90 | 0:02:20        | 275422.8703            | 51.5             | 77.2             | 61.2            | 58.7            |
| 72    | 1/22/2010 | 0:17:14 | 53.5     | A    | 40-90 | 0:02:22        | 223872.1139            | 51.5             | 77.2             | 61.2            | 58.7            |
| 73    | 1/22/2010 | 0:17:16 | 53.3     | A    | 40-90 | 0:02:24        | 213796.209             | 51.5             | 77.2             | 61.2            | 58.7            |
| 74    | 1/22/2010 | 0:17:18 | 53.6     | A    | 40-90 | 0:02:26        | 229086.7653            | 51.5             | 77.2             | 61.2            | 58.7            |
| 75    | 1/22/2010 | 0:17:20 | 55.1     | A    | 40-90 | 0:02:28        | 323593.6569            | 51.5             | 77.2             | 61.2            | 58.7            |
| 76    | 1/22/2010 | 0:17:22 | 54.9     | A    | 40-90 | 0:02:30        | 309029.5433            | 51.5             | 77.2             | 61.2            | 58.7            |
| 77    | 1/22/2010 | 0:17:24 | 55.1     | A    | 40-90 | 0:02:32        | 323593.6569            | 51.5             | 77.2             | 61.2            | 58.7            |
| 78    | 1/22/2010 | 0:17:26 | 59.8     | A    | 40-90 | 0:02:34        | 954992.586             | 51.5             | 77.2             | 61.2            | 58.7            |
| 79    | 1/22/2010 | 0:17:28 | 73.4     | A    | 40-90 | 0:02:36        | 21877616.24            | 51.5             | 77.2             | 61.2            | 58.7            |
| 80    | 1/22/2010 | 0:17:30 | 59.4     | A    | 40-90 | 0:02:38        | 870963.59              | 51.5             | 77.2             | 61.2            | 58.7            |
| 81    | 1/22/2010 | 0:17:32 | 57       | A    | 40-90 | 0:02:40        | 501187.2336            | 51.5             | 77.2             | 61.2            | 58.7            |
| 82    | 1/22/2010 | 0:17:34 | 57.4     | A    | 40-90 | 0:02:42        | 549540.8739            | 51.5             | 77.2             | 61.2            | 58.7            |
| 83    | 1/22/2010 | 0:17:36 | 58.8     | A    | 40-90 | 0:02:44        | 758577.575             | 51.5             | 77.2             | 61.2            | 58.7            |
| 84    | 1/22/2010 | 0:17:38 | 57.1     | A    | 40-90 | 0:02:46        | 512861.384             | 51.5             | 77.2             | 61.2            | 58.7            |
| 85    | 1/22/2010 | 0:17:40 | 66.6     | A    | 40-90 | 0:02:48        | 4570881.896            | 51.5             | 77.2             | 61.2            | 58.7            |
| 86    | 1/22/2010 | 0:17:42 | 57.7     | A    | 40-90 | 0:02:50        | 588843.6554            | 51.5             | 77.2             | 61.2            | 58.7            |
| 87    | 1/22/2010 | 0:17:44 | 56.1     | A    | 40-90 | 0:02:52        | 407380.2778            | 51.5             | 77.2             | 61.2            | 58.7            |
| 88    | 1/22/2010 | 0:17:46 | 54.8     | A    | 40-90 | 0:02:54        | 301995.172             | 51.5             | 77.2             | 61.2            | 58.7            |
| 89    | 1/22/2010 | 0:17:48 | 54       | A    | 40-90 | 0:02:56        | 251188.6432            | 51.5             | 77.2             | 61.2            | 58.7            |
| 90    | 1/22/2010 | 0:17:50 | 54.9     | A    | 40-90 | 0:02:58        | 309029.5433            | 51.5             | 77.2             | 61.2            | 58.7            |
| 91    | 1/22/2010 | 0:17:52 | 54.4     | A    | 40-90 | 0:03:00        | 275422.8703            | 51.5             | 77.2             | 61.2            | 58.7            |
| 92    | 1/22/2010 | 0:17:54 | 55.4     | A    | 40-90 | 0:03:02        | 346736.8505            | 51.5             | 77.2             | 61.2            | 58.7            |
| 93    | 1/22/2010 | 0:17:56 | 55.8     | A    | 40-90 | 0:03:04        | 380189.3963            | 51.5             | 77.2             | 61.2            | 58.7            |

Receiver 2- Night

| Point | Date      | Time    | Pressure | Unit | Scale | Acumulate Time | 10 <sup>^(.1*A)</sup> | L <sub>min</sub> | L <sub>max</sub> | L <sub>10</sub> | L <sub>eq</sub> |
|-------|-----------|---------|----------|------|-------|----------------|-----------------------|------------------|------------------|-----------------|-----------------|
| 94    | 1/22/2010 | 0:17:58 | 54.5     | A    | 40-90 | 0:03:06        | 281838.2931           | 51.5             | 77.2             | 61.2            | 58.7            |
| 95    | 1/22/2010 | 0:18:00 | 55.6     | A    | 40-90 | 0:03:08        | 363078.0548           | 51.5             | 77.2             | 61.2            | 58.7            |
| 96    | 1/22/2010 | 0:18:02 | 56.8     | A    | 40-90 | 0:03:10        | 478630.0923           | 51.5             | 77.2             | 61.2            | 58.7            |
| 97    | 1/22/2010 | 0:18:04 | 57.2     | A    | 40-90 | 0:03:12        | 524807.4602           | 51.5             | 77.2             | 61.2            | 58.7            |
| 98    | 1/22/2010 | 0:18:06 | 58.6     | A    | 40-90 | 0:03:14        | 724435.9601           | 51.5             | 77.2             | 61.2            | 58.7            |
| 99    | 1/22/2010 | 0:18:08 | 61.4     | A    | 40-90 | 0:03:16        | 1380384.265           | 51.5             | 77.2             | 61.2            | 58.7            |
| 100   | 1/22/2010 | 0:18:10 | 62.4     | A    | 40-90 | 0:03:18        | 1737800.829           | 51.5             | 77.2             | 61.2            | 58.7            |
| 101   | 1/22/2010 | 0:18:12 | 62.6     | A    | 40-90 | 0:03:20        | 1819700.859           | 51.5             | 77.2             | 61.2            | 58.7            |
| 102   | 1/22/2010 | 0:18:14 | 55.3     | A    | 40-90 | 0:03:22        | 338844.1561           | 51.5             | 77.2             | 61.2            | 58.7            |
| 103   | 1/22/2010 | 0:18:16 | 56       | A    | 40-90 | 0:03:24        | 398107.1706           | 51.5             | 77.2             | 61.2            | 58.7            |
| 104   | 1/22/2010 | 0:18:18 | 60.7     | A    | 40-90 | 0:03:26        | 1174897.555           | 51.5             | 77.2             | 61.2            | 58.7            |
| 105   | 1/22/2010 | 0:18:20 | 63.3     | A    | 40-90 | 0:03:28        | 2137962.09            | 51.5             | 77.2             | 61.2            | 58.7            |
| 106   | 1/22/2010 | 0:18:22 | 57.7     | A    | 40-90 | 0:03:30        | 588843.6554           | 51.5             | 77.2             | 61.2            | 58.7            |
| 107   | 1/22/2010 | 0:18:24 | 60.6     | A    | 40-90 | 0:03:32        | 1148153.621           | 51.5             | 77.2             | 61.2            | 58.7            |
| 108   | 1/22/2010 | 0:18:26 | 58.1     | A    | 40-90 | 0:03:34        | 645654.229            | 51.5             | 77.2             | 61.2            | 58.7            |
| 109   | 1/22/2010 | 0:18:28 | 57.9     | A    | 40-90 | 0:03:36        | 616595.0019           | 51.5             | 77.2             | 61.2            | 58.7            |
| 110   | 1/22/2010 | 0:18:30 | 55       | A    | 40-90 | 0:03:38        | 316227.766            | 51.5             | 77.2             | 61.2            | 58.7            |
| 111   | 1/22/2010 | 0:18:32 | 56.5     | A    | 40-90 | 0:03:40        | 446683.5922           | 51.5             | 77.2             | 61.2            | 58.7            |
| 112   | 1/22/2010 | 0:18:34 | 55.3     | A    | 40-90 | 0:03:42        | 338844.1561           | 51.5             | 77.2             | 61.2            | 58.7            |
| 113   | 1/22/2010 | 0:18:36 | 55.4     | A    | 40-90 | 0:03:44        | 346736.8505           | 51.5             | 77.2             | 61.2            | 58.7            |
| 114   | 1/22/2010 | 0:18:38 | 55.1     | A    | 40-90 | 0:03:46        | 323593.6569           | 51.5             | 77.2             | 61.2            | 58.7            |
| 115   | 1/22/2010 | 0:18:40 | 55.9     | A    | 40-90 | 0:03:48        | 389045.145            | 51.5             | 77.2             | 61.2            | 58.7            |
| 116   | 1/22/2010 | 0:18:42 | 56.2     | A    | 40-90 | 0:03:50        | 416869.3835           | 51.5             | 77.2             | 61.2            | 58.7            |
| 117   | 1/22/2010 | 0:18:44 | 57.5     | A    | 40-90 | 0:03:52        | 562341.3252           | 51.5             | 77.2             | 61.2            | 58.7            |
| 118   | 1/22/2010 | 0:18:46 | 60.5     | A    | 40-90 | 0:03:54        | 1122018.454           | 51.5             | 77.2             | 61.2            | 58.7            |
| 119   | 1/22/2010 | 0:18:48 | 60.4     | A    | 40-90 | 0:03:56        | 1096478.196           | 51.5             | 77.2             | 61.2            | 58.7            |
| 120   | 1/22/2010 | 0:18:50 | 60.5     | A    | 40-90 | 0:03:58        | 1122018.454           | 51.5             | 77.2             | 61.2            | 58.7            |
| 121   | 1/22/2010 | 0:18:52 | 61.4     | A    | 40-90 | 0:04:00        | 1380384.265           | 51.5             | 77.2             | 61.2            | 58.7            |
| 122   | 1/22/2010 | 0:18:54 | 69.8     | A    | 40-90 | 0:04:02        | 9549925.86            | 51.5             | 77.2             | 61.2            | 58.7            |
| 123   | 1/22/2010 | 0:18:56 | 65.1     | A    | 40-90 | 0:04:04        | 3235936.569           | 51.5             | 77.2             | 61.2            | 58.7            |
| 124   | 1/22/2010 | 0:18:58 | 60.1     | A    | 40-90 | 0:04:06        | 1023292.992           | 51.5             | 77.2             | 61.2            | 58.7            |

## Receiver 2- Night

| Point | Date      | Time    | Pressure | Unit | Scale | Acumulate Time | 10 <sup>^(Lp-A)</sup> | L <sub>min</sub> | L <sub>max</sub> | L <sub>10</sub> | L <sub>eq</sub> |
|-------|-----------|---------|----------|------|-------|----------------|-----------------------|------------------|------------------|-----------------|-----------------|
| 125   | 1/22/2010 | 0:19:00 | 58       | A    | 40-90 | 0:04:08        | 630957.3445           | 51.5             | 77.2             | 61.2            | 58.7            |
| 126   | 1/22/2010 | 0:19:02 | 58.7     | A    | 40-90 | 0:04:10        | 741310.2413           | 51.5             | 77.2             | 61.2            | 58.7            |
| 127   | 1/22/2010 | 0:19:04 | 64.6     | A    | 40-90 | 0:04:12        | 2884031.503           | 51.5             | 77.2             | 61.2            | 58.7            |
| 128   | 1/22/2010 | 0:19:06 | 64.4     | A    | 40-90 | 0:04:14        | 2754228.703           | 51.5             | 77.2             | 61.2            | 58.7            |
| 129   | 1/22/2010 | 0:19:08 | 60.6     | A    | 40-90 | 0:04:16        | 1148153.621           | 51.5             | 77.2             | 61.2            | 58.7            |
| 130   | 1/22/2010 | 0:19:10 | 60.2     | A    | 40-90 | 0:04:18        | 1047128.548           | 51.5             | 77.2             | 61.2            | 58.7            |
| 131   | 1/22/2010 | 0:19:12 | 59.2     | A    | 40-90 | 0:04:20        | 831763.7711           | 51.5             | 77.2             | 61.2            | 58.7            |
| 132   | 1/22/2010 | 0:19:14 | 59.5     | A    | 40-90 | 0:04:22        | 891250.9381           | 51.5             | 77.2             | 61.2            | 58.7            |
| 133   | 1/22/2010 | 0:19:16 | 61.4     | A    | 40-90 | 0:04:24        | 1380384.265           | 51.5             | 77.2             | 61.2            | 58.7            |
| 134   | 1/22/2010 | 0:19:18 | 62       | A    | 40-90 | 0:04:26        | 1584893.192           | 51.5             | 77.2             | 61.2            | 58.7            |
| 135   | 1/22/2010 | 0:19:20 | 60.6     | A    | 40-90 | 0:04:28        | 1148153.621           | 51.5             | 77.2             | 61.2            | 58.7            |
| 136   | 1/22/2010 | 0:19:22 | 60.8     | A    | 40-90 | 0:04:30        | 1202264.435           | 51.5             | 77.2             | 61.2            | 58.7            |
| 137   | 1/22/2010 | 0:19:24 | 62       | A    | 40-90 | 0:04:32        | 1584893.192           | 51.5             | 77.2             | 61.2            | 58.7            |
| 138   | 1/22/2010 | 0:19:26 | 64.9     | A    | 40-90 | 0:04:34        | 3090295.433           | 51.5             | 77.2             | 61.2            | 58.7            |
| 139   | 1/22/2010 | 0:19:28 | 63.6     | A    | 40-90 | 0:04:36        | 2290867.653           | 51.5             | 77.2             | 61.2            | 58.7            |
| 140   | 1/22/2010 | 0:19:30 | 66.2     | A    | 40-90 | 0:04:38        | 4168693.835           | 51.5             | 77.2             | 61.2            | 58.7            |
| 141   | 1/22/2010 | 0:19:32 | 64.9     | A    | 40-90 | 0:04:40        | 3090295.433           | 51.5             | 77.2             | 61.2            | 58.7            |
| 142   | 1/22/2010 | 0:19:34 | 62.3     | A    | 40-90 | 0:04:42        | 1698243.652           | 51.5             | 77.2             | 61.2            | 58.7            |
| 143   | 1/22/2010 | 0:19:36 | 62.3     | A    | 40-90 | 0:04:44        | 1698243.652           | 51.5             | 77.2             | 61.2            | 58.7            |
| 144   | 1/22/2010 | 0:19:38 | 62.3     | A    | 40-90 | 0:04:46        | 1698243.652           | 51.5             | 77.2             | 61.2            | 58.7            |
| 145   | 1/22/2010 | 0:19:40 | 62.7     | A    | 40-90 | 0:04:48        | 1862087.137           | 51.5             | 77.2             | 61.2            | 58.7            |
| 146   | 1/22/2010 | 0:19:42 | 64.6     | A    | 40-90 | 0:04:50        | 2884031.503           | 51.5             | 77.2             | 61.2            | 58.7            |
| 147   | 1/22/2010 | 0:19:44 | 63.5     | A    | 40-90 | 0:04:52        | 2238721.139           | 51.5             | 77.2             | 61.2            | 58.7            |
| 148   | 1/22/2010 | 0:19:46 | 62.8     | A    | 40-90 | 0:04:54        | 1905460.718           | 51.5             | 77.2             | 61.2            | 58.7            |
| 149   | 1/22/2010 | 0:19:48 | 67.9     | A    | 40-90 | 0:04:56        | 6165950.019           | 51.5             | 77.2             | 61.2            | 58.7            |
| 150   | 1/22/2010 | 0:19:50 | 67.2     | A    | 40-90 | 0:04:58        | 5248074.602           | 51.5             | 77.2             | 61.2            | 58.7            |
| 151   | 1/22/2010 | 0:19:52 | 60.1     | A    | 40-90 | 0:05:00        | 1023292.992           | 51.5             | 77.2             | 61.2            | 58.7            |
| 152   | 1/22/2010 | 0:19:54 | 58.4     | A    | 40-90 | 0:05:02        | 691830.9709           | 51.5             | 77.2             | 61.2            | 58.7            |
| 153   | 1/22/2010 | 0:19:56 | 57.9     | A    | 40-90 | 0:05:04        | 616595.0019           | 51.5             | 77.2             | 61.2            | 58.7            |
| 154   | 1/22/2010 | 0:19:58 | 61.6     | A    | 40-90 | 0:05:06        | 1445439.771           | 51.5             | 77.2             | 61.2            | 58.7            |
| 155   | 1/22/2010 | 0:20:00 | 56.4     | A    | 40-90 | 0:05:08        | 436515.8322           | 51.5             | 77.2             | 61.2            | 58.7            |

## Receiver 2- Night

| Point | Date      | Time    | Pressure | Unit | Scale | Acumulate Time | 10 <sup>^</sup> (.1*A) | L <sub>min</sub> | L <sub>max</sub> | L <sub>10</sub> | L <sub>eq</sub> |
|-------|-----------|---------|----------|------|-------|----------------|------------------------|------------------|------------------|-----------------|-----------------|
| 156   | 1/22/2010 | 0:20:02 | 55.9     | A    | 40-90 | 0:05:10        | 389045.145             | 51.5             | 77.2             | 61.2            | 58.7            |
| 157   | 1/22/2010 | 0:20:04 | 57.7     | A    | 40-90 | 0:05:12        | 588843.6554            | 51.5             | 77.2             | 61.2            | 58.7            |
| 158   | 1/22/2010 | 0:20:06 | 56.3     | A    | 40-90 | 0:05:14        | 426579.5188            | 51.5             | 77.2             | 61.2            | 58.7            |
| 159   | 1/22/2010 | 0:20:08 | 60.2     | A    | 40-90 | 0:05:16        | 1047128.548            | 51.5             | 77.2             | 61.2            | 58.7            |
| 160   | 1/22/2010 | 0:20:10 | 59.9     | A    | 40-90 | 0:05:18        | 977237.221             | 51.5             | 77.2             | 61.2            | 58.7            |
| 161   | 1/22/2010 | 0:20:12 | 56.2     | A    | 40-90 | 0:05:20        | 416869.3835            | 51.5             | 77.2             | 61.2            | 58.7            |
| 162   | 1/22/2010 | 0:20:14 | 77.2     | A    | 40-90 | 0:05:22        | 52480746.02            | 51.5             | 77.2             | 61.2            | 58.7            |
| 163   | 1/22/2010 | 0:20:16 | 60.4     | A    | 40-90 | 0:05:24        | 1096478.196            | 51.5             | 77.2             | 61.2            | 58.7            |
| 164   | 1/22/2010 | 0:20:18 | 55.6     | A    | 40-90 | 0:05:26        | 363078.0548            | 51.5             | 77.2             | 61.2            | 58.7            |
| 165   | 1/22/2010 | 0:20:20 | 54.3     | A    | 40-90 | 0:05:28        | 269153.4804            | 51.5             | 77.2             | 61.2            | 58.7            |
| 166   | 1/22/2010 | 0:20:22 | 54.6     | A    | 40-90 | 0:05:30        | 288403.1503            | 51.5             | 77.2             | 61.2            | 58.7            |
| 167   | 1/22/2010 | 0:20:24 | 54.4     | A    | 40-90 | 0:05:32        | 275422.8703            | 51.5             | 77.2             | 61.2            | 58.7            |
| 168   | 1/22/2010 | 0:20:26 | 54.7     | A    | 40-90 | 0:05:34        | 295120.9227            | 51.5             | 77.2             | 61.2            | 58.7            |
| 169   | 1/22/2010 | 0:20:28 | 54.4     | A    | 40-90 | 0:05:36        | 275422.8703            | 51.5             | 77.2             | 61.2            | 58.7            |
| 170   | 1/22/2010 | 0:20:30 | 54.3     | A    | 40-90 | 0:05:38        | 269153.4804            | 51.5             | 77.2             | 61.2            | 58.7            |
| 171   | 1/22/2010 | 0:20:32 | 54.2     | A    | 40-90 | 0:05:40        | 263026.7992            | 51.5             | 77.2             | 61.2            | 58.7            |
| 172   | 1/22/2010 | 0:20:34 | 55.9     | A    | 40-90 | 0:05:42        | 389045.145             | 51.5             | 77.2             | 61.2            | 58.7            |
| 173   | 1/22/2010 | 0:20:36 | 57.5     | A    | 40-90 | 0:05:44        | 562341.3252            | 51.5             | 77.2             | 61.2            | 58.7            |
| 174   | 1/22/2010 | 0:20:38 | 58.6     | A    | 40-90 | 0:05:46        | 724435.9601            | 51.5             | 77.2             | 61.2            | 58.7            |
| 175   | 1/22/2010 | 0:20:40 | 55       | A    | 40-90 | 0:05:48        | 316227.766             | 51.5             | 77.2             | 61.2            | 58.7            |
| 176   | 1/22/2010 | 0:20:42 | 55.1     | A    | 40-90 | 0:05:50        | 323593.6569            | 51.5             | 77.2             | 61.2            | 58.7            |
| 177   | 1/22/2010 | 0:20:44 | 56.7     | A    | 40-90 | 0:05:52        | 467735.1413            | 51.5             | 77.2             | 61.2            | 58.7            |
| 178   | 1/22/2010 | 0:20:46 | 56.1     | A    | 40-90 | 0:05:54        | 407380.2778            | 51.5             | 77.2             | 61.2            | 58.7            |
| 179   | 1/22/2010 | 0:20:48 | 55.2     | A    | 40-90 | 0:05:56        | 331131.1215            | 51.5             | 77.2             | 61.2            | 58.7            |
| 180   | 1/22/2010 | 0:20:50 | 53.8     | A    | 40-90 | 0:05:58        | 239883.2919            | 51.5             | 77.2             | 61.2            | 58.7            |
| 181   | 1/22/2010 | 0:20:52 | 53.2     | A    | 40-90 | 0:06:00        | 208929.6131            | 51.5             | 77.2             | 61.2            | 58.7            |
| 182   | 1/22/2010 | 0:20:54 | 54.8     | A    | 40-90 | 0:06:02        | 301995.172             | 51.5             | 77.2             | 61.2            | 58.7            |
| 183   | 1/22/2010 | 0:20:56 | 54.3     | A    | 40-90 | 0:06:04        | 269153.4804            | 51.5             | 77.2             | 61.2            | 58.7            |
| 184   | 1/22/2010 | 0:20:58 | 71.2     | A    | 40-90 | 0:06:06        | 13182567.39            | 51.5             | 77.2             | 61.2            | 58.7            |
| 185   | 1/22/2010 | 0:21:00 | 56       | A    | 40-90 | 0:06:08        | 398107.1706            | 51.5             | 77.2             | 61.2            | 58.7            |
| 186   | 1/22/2010 | 0:21:02 | 56.6     | A    | 40-90 | 0:06:10        | 457088.1896            | 51.5             | 77.2             | 61.2            | 58.7            |

## Receiver 2- Night

| Point | Date      | Time    | Pressure | Unit | Scale | Acumulate Time | 10 <sup>^(.1*A)</sup> | L <sub>min</sub> | L <sub>max</sub> | L <sub>10</sub> | L <sub>eq</sub> |
|-------|-----------|---------|----------|------|-------|----------------|-----------------------|------------------|------------------|-----------------|-----------------|
| 187   | 1/22/2010 | 0:21:04 | 61.2     | A    | 40-90 | 0:06:12        | 1318256.739           | 51.5             | 77.2             | 61.2            | 58.7            |
| 188   | 1/22/2010 | 0:21:06 | 57.5     | A    | 40-90 | 0:06:14        | 562341.3252           | 51.5             | 77.2             | 61.2            | 58.7            |
| 189   | 1/22/2010 | 0:21:08 | 64.4     | A    | 40-90 | 0:06:16        | 2754228.703           | 51.5             | 77.2             | 61.2            | 58.7            |
| 190   | 1/22/2010 | 0:21:10 | 66.6     | A    | 40-90 | 0:06:18        | 4570881.896           | 51.5             | 77.2             | 61.2            | 58.7            |
| 191   | 1/22/2010 | 0:21:12 | 59.2     | A    | 40-90 | 0:06:20        | 831763.7711           | 51.5             | 77.2             | 61.2            | 58.7            |
| 192   | 1/22/2010 | 0:21:14 | 56.5     | A    | 40-90 | 0:06:22        | 446683.5922           | 51.5             | 77.2             | 61.2            | 58.7            |
| 193   | 1/22/2010 | 0:21:16 | 54.5     | A    | 40-90 | 0:06:24        | 281838.2931           | 51.5             | 77.2             | 61.2            | 58.7            |
| 194   | 1/22/2010 | 0:21:18 | 56.2     | A    | 40-90 | 0:06:26        | 416869.3835           | 51.5             | 77.2             | 61.2            | 58.7            |
| 195   | 1/22/2010 | 0:21:20 | 68.3     | A    | 40-90 | 0:06:28        | 6760829.754           | 51.5             | 77.2             | 61.2            | 58.7            |
| 196   | 1/22/2010 | 0:21:22 | 58.4     | A    | 40-90 | 0:06:30        | 691830.9709           | 51.5             | 77.2             | 61.2            | 58.7            |
| 197   | 1/22/2010 | 0:21:24 | 55.6     | A    | 40-90 | 0:06:32        | 363078.0548           | 51.5             | 77.2             | 61.2            | 58.7            |
| 198   | 1/22/2010 | 0:21:26 | 55.5     | A    | 40-90 | 0:06:34        | 354813.3892           | 51.5             | 77.2             | 61.2            | 58.7            |
| 199   | 1/22/2010 | 0:21:28 | 55.8     | A    | 40-90 | 0:06:36        | 380189.3963           | 51.5             | 77.2             | 61.2            | 58.7            |
| 200   | 1/22/2010 | 0:21:30 | 57.6     | A    | 40-90 | 0:06:38        | 575439.9373           | 51.5             | 77.2             | 61.2            | 58.7            |
| 201   | 1/22/2010 | 0:21:32 | 55.2     | A    | 40-90 | 0:06:40        | 331131.1215           | 51.5             | 77.2             | 61.2            | 58.7            |
| 202   | 1/22/2010 | 0:21:34 | 53.5     | A    | 40-90 | 0:06:42        | 223872.1139           | 51.5             | 77.2             | 61.2            | 58.7            |
| 203   | 1/22/2010 | 0:21:36 | 53.4     | A    | 40-90 | 0:06:44        | 218776.1624           | 51.5             | 77.2             | 61.2            | 58.7            |
| 204   | 1/22/2010 | 0:21:38 | 54.7     | A    | 40-90 | 0:06:46        | 295120.9227           | 51.5             | 77.2             | 61.2            | 58.7            |
| 205   | 1/22/2010 | 0:21:40 | 56.7     | A    | 40-90 | 0:06:48        | 467735.1413           | 51.5             | 77.2             | 61.2            | 58.7            |
| 206   | 1/22/2010 | 0:21:42 | 56.4     | A    | 40-90 | 0:06:50        | 436515.8322           | 51.5             | 77.2             | 61.2            | 58.7            |
| 207   | 1/22/2010 | 0:21:44 | 56.2     | A    | 40-90 | 0:06:52        | 416869.3835           | 51.5             | 77.2             | 61.2            | 58.7            |
| 208   | 1/22/2010 | 0:21:46 | 57.3     | A    | 40-90 | 0:06:54        | 537031.7964           | 51.5             | 77.2             | 61.2            | 58.7            |
| 209   | 1/22/2010 | 0:21:48 | 58       | A    | 40-90 | 0:06:56        | 630957.3445           | 51.5             | 77.2             | 61.2            | 58.7            |
| 210   | 1/22/2010 | 0:21:50 | 56.5     | A    | 40-90 | 0:06:58        | 446683.5922           | 51.5             | 77.2             | 61.2            | 58.7            |
| 211   | 1/22/2010 | 0:21:52 | 54.7     | A    | 40-90 | 0:07:00        | 295120.9227           | 51.5             | 77.2             | 61.2            | 58.7            |
| 212   | 1/22/2010 | 0:21:54 | 55.1     | A    | 40-90 | 0:07:02        | 323593.6569           | 51.5             | 77.2             | 61.2            | 58.7            |
| 213   | 1/22/2010 | 0:21:56 | 55.5     | A    | 40-90 | 0:07:04        | 354813.3892           | 51.5             | 77.2             | 61.2            | 58.7            |
| 214   | 1/22/2010 | 0:21:58 | 56.1     | A    | 40-90 | 0:07:06        | 407380.2778           | 51.5             | 77.2             | 61.2            | 58.7            |
| 215   | 1/22/2010 | 0:22:00 | 56.9     | A    | 40-90 | 0:07:08        | 489778.8194           | 51.5             | 77.2             | 61.2            | 58.7            |
| 216   | 1/22/2010 | 0:22:02 | 56.6     | A    | 40-90 | 0:07:10        | 457088.1896           | 51.5             | 77.2             | 61.2            | 58.7            |
| 217   | 1/22/2010 | 0:22:04 | 54       | A    | 40-90 | 0:07:12        | 251188.6432           | 51.5             | 77.2             | 61.2            | 58.7            |

## Receiver 2- Night

| Point | Date      | Time    | Pressure | Unit | Scale | Acumulate Time | $10^{(.1*A)}$ | $L_{min}$ | $L_{max}$ | $L_{10}$ | $L_{eq}$ |
|-------|-----------|---------|----------|------|-------|----------------|---------------|-----------|-----------|----------|----------|
| 218   | 1/22/2010 | 0:22:06 | 54.1     | A    | 40-90 | 0:07:14        | 257039.5783   | 51.5      | 77.2      | 61.2     | 58.7     |
| 219   | 1/22/2010 | 0:22:08 | 53.5     | A    | 40-90 | 0:07:16        | 223872.1139   | 51.5      | 77.2      | 61.2     | 58.7     |
| 220   | 1/22/2010 | 0:22:10 | 53.9     | A    | 40-90 | 0:07:18        | 245470.8916   | 51.5      | 77.2      | 61.2     | 58.7     |
| 221   | 1/22/2010 | 0:22:12 | 53.6     | A    | 40-90 | 0:07:20        | 229086.7653   | 51.5      | 77.2      | 61.2     | 58.7     |
| 222   | 1/22/2010 | 0:22:14 | 54.5     | A    | 40-90 | 0:07:22        | 281838.2931   | 51.5      | 77.2      | 61.2     | 58.7     |
| 223   | 1/22/2010 | 0:22:16 | 54.6     | A    | 40-90 | 0:07:24        | 288403.1503   | 51.5      | 77.2      | 61.2     | 58.7     |
| 224   | 1/22/2010 | 0:22:18 | 53.2     | A    | 40-90 | 0:07:26        | 208929.6131   | 51.5      | 77.2      | 61.2     | 58.7     |
| 225   | 1/22/2010 | 0:22:20 | 57.8     | A    | 40-90 | 0:07:28        | 602559.5861   | 51.5      | 77.2      | 61.2     | 58.7     |
| 226   | 1/22/2010 | 0:22:22 | 56.3     | A    | 40-90 | 0:07:30        | 426579.5188   | 51.5      | 77.2      | 61.2     | 58.7     |
| 227   | 1/22/2010 | 0:22:24 | 55.5     | A    | 40-90 | 0:07:32        | 354813.3892   | 51.5      | 77.2      | 61.2     | 58.7     |
| 228   | 1/22/2010 | 0:22:26 | 55.5     | A    | 40-90 | 0:07:34        | 354813.3892   | 51.5      | 77.2      | 61.2     | 58.7     |
| 229   | 1/22/2010 | 0:22:28 | 54.2     | A    | 40-90 | 0:07:36        | 263026.7992   | 51.5      | 77.2      | 61.2     | 58.7     |
| 230   | 1/22/2010 | 0:22:30 | 54.3     | A    | 40-90 | 0:07:38        | 269153.4804   | 51.5      | 77.2      | 61.2     | 58.7     |
| 231   | 1/22/2010 | 0:22:32 | 56.9     | A    | 40-90 | 0:07:40        | 489778.8194   | 51.5      | 77.2      | 61.2     | 58.7     |
| 232   | 1/22/2010 | 0:22:34 | 55.1     | A    | 40-90 | 0:07:42        | 323593.6569   | 51.5      | 77.2      | 61.2     | 58.7     |
| 233   | 1/22/2010 | 0:22:36 | 54.4     | A    | 40-90 | 0:07:44        | 275422.8703   | 51.5      | 77.2      | 61.2     | 58.7     |
| 234   | 1/22/2010 | 0:22:38 | 53.6     | A    | 40-90 | 0:07:46        | 229086.7653   | 51.5      | 77.2      | 61.2     | 58.7     |
| 235   | 1/22/2010 | 0:22:40 | 53.5     | A    | 40-90 | 0:07:48        | 223872.1139   | 51.5      | 77.2      | 61.2     | 58.7     |
| 236   | 1/22/2010 | 0:22:42 | 52.8     | A    | 40-90 | 0:07:50        | 190546.0718   | 51.5      | 77.2      | 61.2     | 58.7     |
| 237   | 1/22/2010 | 0:22:44 | 52.6     | A    | 40-90 | 0:07:52        | 181970.0859   | 51.5      | 77.2      | 61.2     | 58.7     |
| 238   | 1/22/2010 | 0:22:46 | 52.3     | A    | 40-90 | 0:07:54        | 169824.3652   | 51.5      | 77.2      | 61.2     | 58.7     |
| 239   | 1/22/2010 | 0:22:48 | 53.3     | A    | 40-90 | 0:07:56        | 213796.209    | 51.5      | 77.2      | 61.2     | 58.7     |
| 240   | 1/22/2010 | 0:22:50 | 52.6     | A    | 40-90 | 0:07:58        | 181970.0859   | 51.5      | 77.2      | 61.2     | 58.7     |
| 241   | 1/22/2010 | 0:22:52 | 53       | A    | 40-90 | 0:08:00        | 199526.2315   | 51.5      | 77.2      | 61.2     | 58.7     |
| 242   | 1/22/2010 | 0:22:54 | 53.6     | A    | 40-90 | 0:08:02        | 229086.7653   | 51.5      | 77.2      | 61.2     | 58.7     |
| 243   | 1/22/2010 | 0:22:56 | 53.8     | A    | 40-90 | 0:08:04        | 239883.2919   | 51.5      | 77.2      | 61.2     | 58.7     |
| 244   | 1/22/2010 | 0:22:58 | 54.5     | A    | 40-90 | 0:08:06        | 281838.2931   | 51.5      | 77.2      | 61.2     | 58.7     |
| 245   | 1/22/2010 | 0:23:00 | 56.8     | A    | 40-90 | 0:08:08        | 478630.0923   | 51.5      | 77.2      | 61.2     | 58.7     |
| 246   | 1/22/2010 | 0:23:02 | 53.6     | A    | 40-90 | 0:08:10        | 229086.7653   | 51.5      | 77.2      | 61.2     | 58.7     |
| 247   | 1/22/2010 | 0:23:04 | 54.1     | A    | 40-90 | 0:08:12        | 257039.5783   | 51.5      | 77.2      | 61.2     | 58.7     |
| 248   | 1/22/2010 | 0:23:06 | 55.6     | A    | 40-90 | 0:08:14        | 363078.0548   | 51.5      | 77.2      | 61.2     | 58.7     |



## Receiver 2- Night

| Point | Date      | Time    | Pressure | Unit | Scale | Acumulate Time | 10 <sup>^(.1*A)</sup> | L <sub>min</sub> | L <sub>max</sub> | L <sub>10</sub> | L <sub>eq</sub> |
|-------|-----------|---------|----------|------|-------|----------------|-----------------------|------------------|------------------|-----------------|-----------------|
| 249   | 1/22/2010 | 0:23:08 | 53.7     | A    | 40-90 | 0:08:16        | 234422.8815           | 51.5             | 77.2             | 61.2            | 58.7            |
| 250   | 1/22/2010 | 0:23:10 | 54.1     | A    | 40-90 | 0:08:18        | 257039.5783           | 51.5             | 77.2             | 61.2            | 58.7            |
| 251   | 1/22/2010 | 0:23:12 | 55       | A    | 40-90 | 0:08:20        | 316227.766            | 51.5             | 77.2             | 61.2            | 58.7            |
| 252   | 1/22/2010 | 0:23:14 | 54.7     | A    | 40-90 | 0:08:22        | 295120.9227           | 51.5             | 77.2             | 61.2            | 58.7            |
| 253   | 1/22/2010 | 0:23:16 | 56.4     | A    | 40-90 | 0:08:24        | 436515.8322           | 51.5             | 77.2             | 61.2            | 58.7            |
| 254   | 1/22/2010 | 0:23:18 | 55.3     | A    | 40-90 | 0:08:26        | 338844.1561           | 51.5             | 77.2             | 61.2            | 58.7            |
| 255   | 1/22/2010 | 0:23:20 | 55.7     | A    | 40-90 | 0:08:28        | 371535.2291           | 51.5             | 77.2             | 61.2            | 58.7            |
| 256   | 1/22/2010 | 0:23:22 | 58.8     | A    | 40-90 | 0:08:30        | 758577.575            | 51.5             | 77.2             | 61.2            | 58.7            |
| 257   | 1/22/2010 | 0:23:24 | 61.1     | A    | 40-90 | 0:08:32        | 1288249.552           | 51.5             | 77.2             | 61.2            | 58.7            |
| 258   | 1/22/2010 | 0:23:26 | 59.2     | A    | 40-90 | 0:08:34        | 831763.7711           | 51.5             | 77.2             | 61.2            | 58.7            |
| 259   | 1/22/2010 | 0:23:28 | 59.8     | A    | 40-90 | 0:08:36        | 954992.586            | 51.5             | 77.2             | 61.2            | 58.7            |
| 260   | 1/22/2010 | 0:23:30 | 57.9     | A    | 40-90 | 0:08:38        | 616595.0019           | 51.5             | 77.2             | 61.2            | 58.7            |
| 261   | 1/22/2010 | 0:23:32 | 58.3     | A    | 40-90 | 0:08:40        | 676082.9754           | 51.5             | 77.2             | 61.2            | 58.7            |
| 262   | 1/22/2010 | 0:23:34 | 59.5     | A    | 40-90 | 0:08:42        | 891250.9381           | 51.5             | 77.2             | 61.2            | 58.7            |
| 263   | 1/22/2010 | 0:23:36 | 61.3     | A    | 40-90 | 0:08:44        | 1348962.883           | 51.5             | 77.2             | 61.2            | 58.7            |
| 264   | 1/22/2010 | 0:23:38 | 56.8     | A    | 40-90 | 0:08:46        | 478630.0923           | 51.5             | 77.2             | 61.2            | 58.7            |
| 265   | 1/22/2010 | 0:23:40 | 54.2     | A    | 40-90 | 0:08:48        | 263026.7992           | 51.5             | 77.2             | 61.2            | 58.7            |
| 266   | 1/22/2010 | 0:23:42 | 54.2     | A    | 40-90 | 0:08:50        | 263026.7992           | 51.5             | 77.2             | 61.2            | 58.7            |
| 267   | 1/22/2010 | 0:23:44 | 53.8     | A    | 40-90 | 0:08:52        | 239883.2919           | 51.5             | 77.2             | 61.2            | 58.7            |
| 268   | 1/22/2010 | 0:23:46 | 53.3     | A    | 40-90 | 0:08:54        | 213796.209            | 51.5             | 77.2             | 61.2            | 58.7            |
| 269   | 1/22/2010 | 0:23:48 | 54.5     | A    | 40-90 | 0:08:56        | 281838.2931           | 51.5             | 77.2             | 61.2            | 58.7            |
| 270   | 1/22/2010 | 0:23:50 | 54.9     | A    | 40-90 | 0:08:58        | 309029.5433           | 51.5             | 77.2             | 61.2            | 58.7            |
| 271   | 1/22/2010 | 0:23:52 | 54.5     | A    | 40-90 | 0:09:00        | 281838.2931           | 51.5             | 77.2             | 61.2            | 58.7            |
| 272   | 1/22/2010 | 0:23:54 | 56.6     | A    | 40-90 | 0:09:02        | 457088.1896           | 51.5             | 77.2             | 61.2            | 58.7            |
| 273   | 1/22/2010 | 0:23:56 | 53.7     | A    | 40-90 | 0:09:04        | 234422.8815           | 51.5             | 77.2             | 61.2            | 58.7            |
| 274   | 1/22/2010 | 0:23:58 | 53.1     | A    | 40-90 | 0:09:06        | 204173.7945           | 51.5             | 77.2             | 61.2            | 58.7            |
| 275   | 1/22/2010 | 0:24:00 | 52.2     | A    | 40-90 | 0:09:08        | 165958.6907           | 51.5             | 77.2             | 61.2            | 58.7            |
| 276   | 1/22/2010 | 0:24:02 | 52.9     | A    | 40-90 | 0:09:10        | 194984.46             | 51.5             | 77.2             | 61.2            | 58.7            |
| 277   | 1/22/2010 | 0:24:04 | 53.2     | A    | 40-90 | 0:09:12        | 208929.6131           | 51.5             | 77.2             | 61.2            | 58.7            |
| 278   | 1/22/2010 | 0:24:06 | 53.8     | A    | 40-90 | 0:09:14        | 239883.2919           | 51.5             | 77.2             | 61.2            | 58.7            |
| 279   | 1/22/2010 | 0:24:08 | 53.9     | A    | 40-90 | 0:09:16        | 245470.8916           | 51.5             | 77.2             | 61.2            | 58.7            |

## Receiver 2- Night

| Point | Date      | Time    | Pressure | Unit | Scale | Acumulate Time | 10 <sup>^(.1*A)</sup> | L <sub>min</sub> | L <sub>max</sub> | L <sub>10</sub> | L <sub>eq</sub> |
|-------|-----------|---------|----------|------|-------|----------------|-----------------------|------------------|------------------|-----------------|-----------------|
| 280   | 1/22/2010 | 0:24:10 | 52.9     | A    | 40-90 | 0:09:18        | 194984.46             | 51.5             | 77.2             | 61.2            | 58.7            |
| 281   | 1/22/2010 | 0:24:12 | 54.3     | A    | 40-90 | 0:09:20        | 269153.4804           | 51.5             | 77.2             | 61.2            | 58.7            |
| 282   | 1/22/2010 | 0:24:14 | 54.1     | A    | 40-90 | 0:09:22        | 257039.5783           | 51.5             | 77.2             | 61.2            | 58.7            |
| 283   | 1/22/2010 | 0:24:16 | 55.1     | A    | 40-90 | 0:09:24        | 323593.6569           | 51.5             | 77.2             | 61.2            | 58.7            |
| 284   | 1/22/2010 | 0:24:18 | 55.6     | A    | 40-90 | 0:09:26        | 363078.0548           | 51.5             | 77.2             | 61.2            | 58.7            |
| 285   | 1/22/2010 | 0:24:20 | 54.2     | A    | 40-90 | 0:09:28        | 263026.7992           | 51.5             | 77.2             | 61.2            | 58.7            |
| 286   | 1/22/2010 | 0:24:22 | 61.4     | A    | 40-90 | 0:09:30        | 1380384.265           | 51.5             | 77.2             | 61.2            | 58.7            |
| 287   | 1/22/2010 | 0:24:24 | 63.6     | A    | 40-90 | 0:09:32        | 2290867.653           | 51.5             | 77.2             | 61.2            | 58.7            |
| 288   | 1/22/2010 | 0:24:26 | 57.4     | A    | 40-90 | 0:09:34        | 549540.8739           | 51.5             | 77.2             | 61.2            | 58.7            |
| 289   | 1/22/2010 | 0:24:28 | 55.2     | A    | 40-90 | 0:09:36        | 331131.1215           | 51.5             | 77.2             | 61.2            | 58.7            |
| 290   | 1/22/2010 | 0:24:30 | 53.7     | A    | 40-90 | 0:09:38        | 234422.8815           | 51.5             | 77.2             | 61.2            | 58.7            |
| 291   | 1/22/2010 | 0:24:32 | 52.4     | A    | 40-90 | 0:09:40        | 173780.0829           | 51.5             | 77.2             | 61.2            | 58.7            |
| 292   | 1/22/2010 | 0:24:34 | 52.1     | A    | 40-90 | 0:09:42        | 162181.0097           | 51.5             | 77.2             | 61.2            | 58.7            |
| 293   | 1/22/2010 | 0:24:36 | 52.9     | A    | 40-90 | 0:09:44        | 194984.46             | 51.5             | 77.2             | 61.2            | 58.7            |
| 294   | 1/22/2010 | 0:24:38 | 52.7     | A    | 40-90 | 0:09:46        | 186208.7137           | 51.5             | 77.2             | 61.2            | 58.7            |
| 295   | 1/22/2010 | 0:24:40 | 55.3     | A    | 40-90 | 0:09:48        | 338844.1561           | 51.5             | 77.2             | 61.2            | 58.7            |
| 296   | 1/22/2010 | 0:24:42 | 54.6     | A    | 40-90 | 0:09:50        | 288403.1503           | 51.5             | 77.2             | 61.2            | 58.7            |
| 297   | 1/22/2010 | 0:24:44 | 54       | A    | 40-90 | 0:09:52        | 251188.6432           | 51.5             | 77.2             | 61.2            | 58.7            |
| 298   | 1/22/2010 | 0:24:46 | 54       | A    | 40-90 | 0:09:54        | 251188.6432           | 51.5             | 77.2             | 61.2            | 58.7            |
| 299   | 1/22/2010 | 0:24:48 | 53.4     | A    | 40-90 | 0:09:56        | 218776.1624           | 51.5             | 77.2             | 61.2            | 58.7            |
| 300   | 1/22/2010 | 0:24:50 | 53.5     | A    | 40-90 | 0:09:58        | 223872.1139           | 51.5             | 77.2             | 61.2            | 58.7            |
| 301   | 1/22/2010 | 0:24:52 | 55.2     | A    | 40-90 | 0:10:00        | 331131.1215           | 51.5             | 77.2             | 61.2            | 58.7            |
| 302   | 1/22/2010 | 0:24:54 | 56       | A    | 40-90 | 0:10:02        | 398107.1706           | 51.5             | 77.2             | 61.2            | 58.7            |
| 303   | 1/22/2010 | 0:24:56 | 53.5     | A    | 40-90 | 0:10:04        | 223872.1139           | 51.5             | 77.2             | 61.2            | 58.7            |
| 304   | 1/22/2010 | 0:24:58 | 53       | A    | 40-90 | 0:10:06        | 199526.2315           | 51.5             | 77.2             | 61.2            | 58.7            |
| 305   | 1/22/2010 | 0:25:00 | 52.5     | A    | 40-90 | 0:10:08        | 177827.941            | 51.5             | 77.2             | 61.2            | 58.7            |
| 306   | 1/22/2010 | 0:25:02 | 52.6     | A    | 40-90 | 0:10:10        | 181970.0859           | 51.5             | 77.2             | 61.2            | 58.7            |
| 307   | 1/22/2010 | 0:25:04 | 53.4     | A    | 40-90 | 0:10:12        | 218776.1624           | 51.5             | 77.2             | 61.2            | 58.7            |
| 308   | 1/22/2010 | 0:25:06 | 53.4     | A    | 40-90 | 0:10:14        | 218776.1624           | 51.5             | 77.2             | 61.2            | 58.7            |
| 309   | 1/22/2010 | 0:25:08 | 53       | A    | 40-90 | 0:10:16        | 199526.2315           | 51.5             | 77.2             | 61.2            | 58.7            |
| 310   | 1/22/2010 | 0:25:10 | 52.3     | A    | 40-90 | 0:10:18        | 169824.3652           | 51.5             | 77.2             | 61.2            | 58.7            |

## Receiver 2- Night

| Point | Date      | Time    | Pressure | Unit | Scale | Acumulate Time | 10^(.1*A)   | L <sub>min</sub> | L <sub>max</sub> | L <sub>10</sub> | L <sub>eq</sub> |
|-------|-----------|---------|----------|------|-------|----------------|-------------|------------------|------------------|-----------------|-----------------|
| 311   | 1/22/2010 | 0:25:12 | 52.6     | A    | 40-90 | 0:10:20        | 181970.0859 | 51.5             | 77.2             | 61.2            | 58.7            |
| 312   | 1/22/2010 | 0:25:14 | 53       | A    | 40-90 | 0:10:22        | 199526.2315 | 51.5             | 77.2             | 61.2            | 58.7            |
| 313   | 1/22/2010 | 0:25:16 | 55.2     | A    | 40-90 | 0:10:24        | 331131.1215 | 51.5             | 77.2             | 61.2            | 58.7            |
| 314   | 1/22/2010 | 0:25:18 | 56.1     | A    | 40-90 | 0:10:26        | 407380.2778 | 51.5             | 77.2             | 61.2            | 58.7            |
| 315   | 1/22/2010 | 0:25:20 | 57.3     | A    | 40-90 | 0:10:28        | 537031.7964 | 51.5             | 77.2             | 61.2            | 58.7            |
| 316   | 1/22/2010 | 0:25:22 | 56.9     | A    | 40-90 | 0:10:30        | 489778.8194 | 51.5             | 77.2             | 61.2            | 58.7            |
| 317   | 1/22/2010 | 0:25:24 | 67.3     | A    | 40-90 | 0:10:32        | 5370317.964 | 51.5             | 77.2             | 61.2            | 58.7            |
| 318   | 1/22/2010 | 0:25:26 | 55.9     | A    | 40-90 | 0:10:34        | 389045.145  | 51.5             | 77.2             | 61.2            | 58.7            |
| 319   | 1/22/2010 | 0:25:28 | 59       | A    | 40-90 | 0:10:36        | 794328.2347 | 51.5             | 77.2             | 61.2            | 58.7            |
| 320   | 1/22/2010 | 0:25:30 | 53.6     | A    | 40-90 | 0:10:38        | 229086.7653 | 51.5             | 77.2             | 61.2            | 58.7            |
| 321   | 1/22/2010 | 0:25:32 | 53.2     | A    | 40-90 | 0:10:40        | 208929.6131 | 51.5             | 77.2             | 61.2            | 58.7            |
| 322   | 1/22/2010 | 0:25:34 | 53.2     | A    | 40-90 | 0:10:42        | 208929.6131 | 51.5             | 77.2             | 61.2            | 58.7            |
| 323   | 1/22/2010 | 0:25:36 | 53.3     | A    | 40-90 | 0:10:44        | 213796.209  | 51.5             | 77.2             | 61.2            | 58.7            |
| 324   | 1/22/2010 | 0:25:38 | 54.6     | A    | 40-90 | 0:10:46        | 288403.1503 | 51.5             | 77.2             | 61.2            | 58.7            |
| 325   | 1/22/2010 | 0:25:40 | 54.6     | A    | 40-90 | 0:10:48        | 288403.1503 | 51.5             | 77.2             | 61.2            | 58.7            |
| 326   | 1/22/2010 | 0:25:42 | 55.2     | A    | 40-90 | 0:10:50        | 331131.1215 | 51.5             | 77.2             | 61.2            | 58.7            |
| 327   | 1/22/2010 | 0:25:44 | 53.2     | A    | 40-90 | 0:10:52        | 208929.6131 | 51.5             | 77.2             | 61.2            | 58.7            |
| 328   | 1/22/2010 | 0:25:46 | 54.1     | A    | 40-90 | 0:10:54        | 257039.5783 | 51.5             | 77.2             | 61.2            | 58.7            |
| 329   | 1/22/2010 | 0:25:48 | 54.2     | A    | 40-90 | 0:10:56        | 263026.7992 | 51.5             | 77.2             | 61.2            | 58.7            |
| 330   | 1/22/2010 | 0:25:50 | 53.6     | A    | 40-90 | 0:10:58        | 229086.7653 | 51.5             | 77.2             | 61.2            | 58.7            |
| 331   | 1/22/2010 | 0:25:52 | 53.5     | A    | 40-90 | 0:11:00        | 223872.1139 | 51.5             | 77.2             | 61.2            | 58.7            |
| 332   | 1/22/2010 | 0:25:54 | 54.5     | A    | 40-90 | 0:11:02        | 281838.2931 | 51.5             | 77.2             | 61.2            | 58.7            |
| 333   | 1/22/2010 | 0:25:56 | 56.5     | A    | 40-90 | 0:11:04        | 446683.5922 | 51.5             | 77.2             | 61.2            | 58.7            |
| 334   | 1/22/2010 | 0:25:58 | 55.5     | A    | 40-90 | 0:11:06        | 354813.3892 | 51.5             | 77.2             | 61.2            | 58.7            |
| 335   | 1/22/2010 | 0:26:00 | 55       | A    | 40-90 | 0:11:08        | 316227.766  | 51.5             | 77.2             | 61.2            | 58.7            |
| 336   | 1/22/2010 | 0:26:02 | 56.3     | A    | 40-90 | 0:11:10        | 426579.5188 | 51.5             | 77.2             | 61.2            | 58.7            |
| 337   | 1/22/2010 | 0:26:04 | 53.9     | A    | 40-90 | 0:11:12        | 245470.8916 | 51.5             | 77.2             | 61.2            | 58.7            |
| 338   | 1/22/2010 | 0:26:06 | 53.9     | A    | 40-90 | 0:11:14        | 245470.8916 | 51.5             | 77.2             | 61.2            | 58.7            |
| 339   | 1/22/2010 | 0:26:08 | 53.1     | A    | 40-90 | 0:11:16        | 204173.7945 | 51.5             | 77.2             | 61.2            | 58.7            |
| 340   | 1/22/2010 | 0:26:10 | 53       | A    | 40-90 | 0:11:18        | 199526.2315 | 51.5             | 77.2             | 61.2            | 58.7            |
| 341   | 1/22/2010 | 0:26:12 | 53       | A    | 40-90 | 0:11:20        | 199526.2315 | 51.5             | 77.2             | 61.2            | 58.7            |

## Receiver 2- Night

| Point | Date      | Time    | Pressure | Unit | Scale | Acumulate Time | 10 <sup>^(.1*A)</sup> | L <sub>min</sub> | L <sub>max</sub> | L <sub>10</sub> | L <sub>eq</sub> |
|-------|-----------|---------|----------|------|-------|----------------|-----------------------|------------------|------------------|-----------------|-----------------|
| 342   | 1/22/2010 | 0:26:14 | 53.3     | A    | 40-90 | 0:11:22        | 213796.209            | 51.5             | 77.2             | 61.2            | 58.7            |
| 343   | 1/22/2010 | 0:26:16 | 53.3     | A    | 40-90 | 0:11:24        | 213796.209            | 51.5             | 77.2             | 61.2            | 58.7            |
| 344   | 1/22/2010 | 0:26:18 | 53.8     | A    | 40-90 | 0:11:26        | 239883.2919           | 51.5             | 77.2             | 61.2            | 58.7            |
| 345   | 1/22/2010 | 0:26:20 | 53.3     | A    | 40-90 | 0:11:28        | 213796.209            | 51.5             | 77.2             | 61.2            | 58.7            |
| 346   | 1/22/2010 | 0:26:22 | 53.4     | A    | 40-90 | 0:11:30        | 218776.1624           | 51.5             | 77.2             | 61.2            | 58.7            |
| 347   | 1/22/2010 | 0:26:24 | 54.6     | A    | 40-90 | 0:11:32        | 288403.1503           | 51.5             | 77.2             | 61.2            | 58.7            |
| 348   | 1/22/2010 | 0:26:26 | 55.8     | A    | 40-90 | 0:11:34        | 380189.3963           | 51.5             | 77.2             | 61.2            | 58.7            |
| 349   | 1/22/2010 | 0:26:28 | 57.1     | A    | 40-90 | 0:11:36        | 512861.384            | 51.5             | 77.2             | 61.2            | 58.7            |
| 350   | 1/22/2010 | 0:26:30 | 57.5     | A    | 40-90 | 0:11:38        | 562341.3252           | 51.5             | 77.2             | 61.2            | 58.7            |
| 351   | 1/22/2010 | 0:26:32 | 62.2     | A    | 40-90 | 0:11:40        | 1659586.907           | 51.5             | 77.2             | 61.2            | 58.7            |
| 352   | 1/22/2010 | 0:26:34 | 68.8     | A    | 40-90 | 0:11:42        | 7585775.75            | 51.5             | 77.2             | 61.2            | 58.7            |
| 353   | 1/22/2010 | 0:26:36 | 60.4     | A    | 40-90 | 0:11:44        | 1096478.196           | 51.5             | 77.2             | 61.2            | 58.7            |
| 354   | 1/22/2010 | 0:26:38 | 64.9     | A    | 40-90 | 0:11:46        | 3090295.433           | 51.5             | 77.2             | 61.2            | 58.7            |
| 355   | 1/22/2010 | 0:26:40 | 57.9     | A    | 40-90 | 0:11:48        | 616595.0019           | 51.5             | 77.2             | 61.2            | 58.7            |
| 356   | 1/22/2010 | 0:26:42 | 55.9     | A    | 40-90 | 0:11:50        | 389045.145            | 51.5             | 77.2             | 61.2            | 58.7            |
| 357   | 1/22/2010 | 0:26:44 | 54.1     | A    | 40-90 | 0:11:52        | 257039.5783           | 51.5             | 77.2             | 61.2            | 58.7            |
| 358   | 1/22/2010 | 0:26:46 | 53.8     | A    | 40-90 | 0:11:54        | 239883.2919           | 51.5             | 77.2             | 61.2            | 58.7            |
| 359   | 1/22/2010 | 0:26:48 | 54.9     | A    | 40-90 | 0:11:56        | 309029.5433           | 51.5             | 77.2             | 61.2            | 58.7            |
| 360   | 1/22/2010 | 0:26:50 | 56.9     | A    | 40-90 | 0:11:58        | 489778.8194           | 51.5             | 77.2             | 61.2            | 58.7            |
| 361   | 1/22/2010 | 0:26:52 | 56       | A    | 40-90 | 0:12:00        | 398107.1706           | 51.5             | 77.2             | 61.2            | 58.7            |
| 362   | 1/22/2010 | 0:26:54 | 55.8     | A    | 40-90 | 0:12:02        | 380189.3963           | 51.5             | 77.2             | 61.2            | 58.7            |
| 363   | 1/22/2010 | 0:26:56 | 57.2     | A    | 40-90 | 0:12:04        | 524807.4602           | 51.5             | 77.2             | 61.2            | 58.7            |
| 364   | 1/22/2010 | 0:26:58 | 58.2     | A    | 40-90 | 0:12:06        | 660693.448            | 51.5             | 77.2             | 61.2            | 58.7            |
| 365   | 1/22/2010 | 0:27:00 | 57.5     | A    | 40-90 | 0:12:08        | 562341.3252           | 51.5             | 77.2             | 61.2            | 58.7            |
| 366   | 1/22/2010 | 0:27:02 | 55.9     | A    | 40-90 | 0:12:10        | 389045.145            | 51.5             | 77.2             | 61.2            | 58.7            |
| 367   | 1/22/2010 | 0:27:04 | 57.3     | A    | 40-90 | 0:12:12        | 537031.7964           | 51.5             | 77.2             | 61.2            | 58.7            |
| 368   | 1/22/2010 | 0:27:06 | 57.8     | A    | 40-90 | 0:12:14        | 602559.5861           | 51.5             | 77.2             | 61.2            | 58.7            |
| 369   | 1/22/2010 | 0:27:08 | 59.2     | A    | 40-90 | 0:12:16        | 831763.7711           | 51.5             | 77.2             | 61.2            | 58.7            |
| 370   | 1/22/2010 | 0:27:10 | 58.9     | A    | 40-90 | 0:12:18        | 776247.1166           | 51.5             | 77.2             | 61.2            | 58.7            |
| 371   | 1/22/2010 | 0:27:12 | 55.1     | A    | 40-90 | 0:12:20        | 323593.6569           | 51.5             | 77.2             | 61.2            | 58.7            |
| 372   | 1/22/2010 | 0:27:14 | 53.7     | A    | 40-90 | 0:12:22        | 234422.8815           | 51.5             | 77.2             | 61.2            | 58.7            |

Receiver 2- Night

| Point | Date      | Time    | Pressure | Unit | Scale | Acumulate Time | 10 <sup>^(.1*A)</sup> | L <sub>min</sub> | L <sub>max</sub> | L <sub>10</sub> | L <sub>eq</sub> |
|-------|-----------|---------|----------|------|-------|----------------|-----------------------|------------------|------------------|-----------------|-----------------|
| 373   | 1/22/2010 | 0:27:16 | 53.6     | A    | 40-90 | 0:12:24        | 229086.7653           | 51.5             | 77.2             | 61.2            | 58.7            |
| 374   | 1/22/2010 | 0:27:18 | 53.6     | A    | 40-90 | 0:12:26        | 229086.7653           | 51.5             | 77.2             | 61.2            | 58.7            |
| 375   | 1/22/2010 | 0:27:20 | 54       | A    | 40-90 | 0:12:28        | 251188.6432           | 51.5             | 77.2             | 61.2            | 58.7            |
| 376   | 1/22/2010 | 0:27:22 | 55.5     | A    | 40-90 | 0:12:30        | 354813.3892           | 51.5             | 77.2             | 61.2            | 58.7            |
| 377   | 1/22/2010 | 0:27:24 | 54.4     | A    | 40-90 | 0:12:32        | 275422.8703           | 51.5             | 77.2             | 61.2            | 58.7            |
| 378   | 1/22/2010 | 0:27:26 | 54       | A    | 40-90 | 0:12:34        | 251188.6432           | 51.5             | 77.2             | 61.2            | 58.7            |
| 379   | 1/22/2010 | 0:27:28 | 54.9     | A    | 40-90 | 0:12:36        | 309029.5433           | 51.5             | 77.2             | 61.2            | 58.7            |
| 380   | 1/22/2010 | 0:27:30 | 54       | A    | 40-90 | 0:12:38        | 251188.6432           | 51.5             | 77.2             | 61.2            | 58.7            |
| 381   | 1/22/2010 | 0:27:32 | 54.1     | A    | 40-90 | 0:12:40        | 257039.5783           | 51.5             | 77.2             | 61.2            | 58.7            |
| 382   | 1/22/2010 | 0:27:34 | 53.9     | A    | 40-90 | 0:12:42        | 245470.8916           | 51.5             | 77.2             | 61.2            | 58.7            |
| 383   | 1/22/2010 | 0:27:36 | 54.7     | A    | 40-90 | 0:12:44        | 295120.9227           | 51.5             | 77.2             | 61.2            | 58.7            |
| 384   | 1/22/2010 | 0:27:38 | 53.8     | A    | 40-90 | 0:12:46        | 239883.2919           | 51.5             | 77.2             | 61.2            | 58.7            |
| 385   | 1/22/2010 | 0:27:40 | 54.2     | A    | 40-90 | 0:12:48        | 263026.7992           | 51.5             | 77.2             | 61.2            | 58.7            |
| 386   | 1/22/2010 | 0:27:42 | 58.1     | A    | 40-90 | 0:12:50        | 645654.229            | 51.5             | 77.2             | 61.2            | 58.7            |
| 387   | 1/22/2010 | 0:27:44 | 55.9     | A    | 40-90 | 0:12:52        | 389045.145            | 51.5             | 77.2             | 61.2            | 58.7            |
| 388   | 1/22/2010 | 0:27:46 | 58.7     | A    | 40-90 | 0:12:54        | 741310.2413           | 51.5             | 77.2             | 61.2            | 58.7            |
| 389   | 1/22/2010 | 0:27:48 | 55.2     | A    | 40-90 | 0:12:56        | 331131.1215           | 51.5             | 77.2             | 61.2            | 58.7            |
| 390   | 1/22/2010 | 0:27:50 | 56.7     | A    | 40-90 | 0:12:58        | 467735.1413           | 51.5             | 77.2             | 61.2            | 58.7            |
| 391   | 1/22/2010 | 0:27:52 | 63.6     | A    | 40-90 | 0:13:00        | 2290867.653           | 51.5             | 77.2             | 61.2            | 58.7            |
| 392   | 1/22/2010 | 0:27:54 | 58.7     | A    | 40-90 | 0:13:02        | 741310.2413           | 51.5             | 77.2             | 61.2            | 58.7            |
| 393   | 1/22/2010 | 0:27:56 | 59.6     | A    | 40-90 | 0:13:04        | 912010.8394           | 51.5             | 77.2             | 61.2            | 58.7            |
| 394   | 1/22/2010 | 0:27:58 | 59.1     | A    | 40-90 | 0:13:06        | 812830.5162           | 51.5             | 77.2             | 61.2            | 58.7            |
| 395   | 1/22/2010 | 0:28:00 | 58.2     | A    | 40-90 | 0:13:08        | 660693.448            | 51.5             | 77.2             | 61.2            | 58.7            |
| 396   | 1/22/2010 | 0:28:02 | 57.1     | A    | 40-90 | 0:13:10        | 512861.384            | 51.5             | 77.2             | 61.2            | 58.7            |
| 397   | 1/22/2010 | 0:28:04 | 56.7     | A    | 40-90 | 0:13:12        | 467735.1413           | 51.5             | 77.2             | 61.2            | 58.7            |
| 398   | 1/22/2010 | 0:28:06 | 58.5     | A    | 40-90 | 0:13:14        | 707945.7844           | 51.5             | 77.2             | 61.2            | 58.7            |
| 399   | 1/22/2010 | 0:28:08 | 58       | A    | 40-90 | 0:13:16        | 630957.3445           | 51.5             | 77.2             | 61.2            | 58.7            |
| 400   | 1/22/2010 | 0:28:10 | 56.7     | A    | 40-90 | 0:13:18        | 467735.1413           | 51.5             | 77.2             | 61.2            | 58.7            |
| 401   | 1/22/2010 | 0:28:12 | 57.2     | A    | 40-90 | 0:13:20        | 524807.4602           | 51.5             | 77.2             | 61.2            | 58.7            |
| 402   | 1/22/2010 | 0:28:14 | 58.7     | A    | 40-90 | 0:13:22        | 741310.2413           | 51.5             | 77.2             | 61.2            | 58.7            |
| 403   | 1/22/2010 | 0:28:16 | 58.2     | A    | 40-90 | 0:13:24        | 660693.448            | 51.5             | 77.2             | 61.2            | 58.7            |

Receiver 2- Night

| Point | Date      | Time    | Pressure | Unit | Scale | Acumulate Time | 10 <sup>^(.1*A)</sup> | L <sub>min</sub> | L <sub>max</sub> | L <sub>10</sub> | L <sub>eq</sub> |
|-------|-----------|---------|----------|------|-------|----------------|-----------------------|------------------|------------------|-----------------|-----------------|
| 404   | 1/22/2010 | 0:28:18 | 66.8     | A    | 40-90 | 0:13:26        | 4786300.923           | 51.5             | 77.2             | 61.2            | 58.7            |
| 405   | 1/22/2010 | 0:28:20 | 67       | A    | 40-90 | 0:13:28        | 5011872.336           | 51.5             | 77.2             | 61.2            | 58.7            |
| 406   | 1/22/2010 | 0:28:22 | 58.7     | A    | 40-90 | 0:13:30        | 741310.2413           | 51.5             | 77.2             | 61.2            | 58.7            |
| 407   | 1/22/2010 | 0:28:24 | 63       | A    | 40-90 | 0:13:32        | 1995262.315           | 51.5             | 77.2             | 61.2            | 58.7            |
| 408   | 1/22/2010 | 0:28:26 | 66.9     | A    | 40-90 | 0:13:34        | 4897788.194           | 51.5             | 77.2             | 61.2            | 58.7            |
| 409   | 1/22/2010 | 0:28:28 | 63.9     | A    | 40-90 | 0:13:36        | 2454708.916           | 51.5             | 77.2             | 61.2            | 58.7            |
| 410   | 1/22/2010 | 0:28:30 | 58.7     | A    | 40-90 | 0:13:38        | 741310.2413           | 51.5             | 77.2             | 61.2            | 58.7            |
| 411   | 1/22/2010 | 0:28:32 | 58.1     | A    | 40-90 | 0:13:40        | 645654.229            | 51.5             | 77.2             | 61.2            | 58.7            |
| 412   | 1/22/2010 | 0:28:34 | 63.7     | A    | 40-90 | 0:13:42        | 2344228.815           | 51.5             | 77.2             | 61.2            | 58.7            |
| 413   | 1/22/2010 | 0:28:36 | 62.4     | A    | 40-90 | 0:13:44        | 1737800.829           | 51.5             | 77.2             | 61.2            | 58.7            |
| 414   | 1/22/2010 | 0:28:38 | 55.1     | A    | 40-90 | 0:13:46        | 323593.6569           | 51.5             | 77.2             | 61.2            | 58.7            |
| 415   | 1/22/2010 | 0:28:40 | 53.6     | A    | 40-90 | 0:13:48        | 229086.7653           | 51.5             | 77.2             | 61.2            | 58.7            |
| 416   | 1/22/2010 | 0:28:42 | 53.5     | A    | 40-90 | 0:13:50        | 223872.1139           | 51.5             | 77.2             | 61.2            | 58.7            |
| 417   | 1/22/2010 | 0:28:44 | 53.7     | A    | 40-90 | 0:13:52        | 234422.8815           | 51.5             | 77.2             | 61.2            | 58.7            |
| 418   | 1/22/2010 | 0:28:46 | 55.8     | A    | 40-90 | 0:13:54        | 380189.3963           | 51.5             | 77.2             | 61.2            | 58.7            |
| 419   | 1/22/2010 | 0:28:48 | 55.8     | A    | 40-90 | 0:13:56        | 380189.3963           | 51.5             | 77.2             | 61.2            | 58.7            |
| 420   | 1/22/2010 | 0:28:50 | 54       | A    | 40-90 | 0:13:58        | 251188.6432           | 51.5             | 77.2             | 61.2            | 58.7            |
| 421   | 1/22/2010 | 0:28:52 | 55.8     | A    | 40-90 | 0:14:00        | 380189.3963           | 51.5             | 77.2             | 61.2            | 58.7            |
| 422   | 1/22/2010 | 0:28:54 | 54.6     | A    | 40-90 | 0:14:02        | 288403.1503           | 51.5             | 77.2             | 61.2            | 58.7            |
| 423   | 1/22/2010 | 0:28:56 | 53.7     | A    | 40-90 | 0:14:04        | 234422.8815           | 51.5             | 77.2             | 61.2            | 58.7            |
| 424   | 1/22/2010 | 0:28:58 | 52.4     | A    | 40-90 | 0:14:06        | 173780.0829           | 51.5             | 77.2             | 61.2            | 58.7            |
| 425   | 1/22/2010 | 0:29:00 | 52.7     | A    | 40-90 | 0:14:08        | 186208.7137           | 51.5             | 77.2             | 61.2            | 58.7            |
| 426   | 1/22/2010 | 0:29:02 | 52.5     | A    | 40-90 | 0:14:10        | 177827.941            | 51.5             | 77.2             | 61.2            | 58.7            |
| 427   | 1/22/2010 | 0:29:04 | 52.9     | A    | 40-90 | 0:14:12        | 194984.46             | 51.5             | 77.2             | 61.2            | 58.7            |
| 428   | 1/22/2010 | 0:29:06 | 52.9     | A    | 40-90 | 0:14:14        | 194984.46             | 51.5             | 77.2             | 61.2            | 58.7            |
| 429   | 1/22/2010 | 0:29:08 | 52.8     | A    | 40-90 | 0:14:16        | 190546.0718           | 51.5             | 77.2             | 61.2            | 58.7            |
| 430   | 1/22/2010 | 0:29:10 | 52.3     | A    | 40-90 | 0:14:18        | 169824.3652           | 51.5             | 77.2             | 61.2            | 58.7            |
| 431   | 1/22/2010 | 0:29:12 | 52.5     | A    | 40-90 | 0:14:20        | 177827.941            | 51.5             | 77.2             | 61.2            | 58.7            |
| 432   | 1/22/2010 | 0:29:14 | 53       | A    | 40-90 | 0:14:22        | 199526.2315           | 51.5             | 77.2             | 61.2            | 58.7            |
| 433   | 1/22/2010 | 0:29:16 | 52.5     | A    | 40-90 | 0:14:24        | 177827.941            | 51.5             | 77.2             | 61.2            | 58.7            |
| 434   | 1/22/2010 | 0:29:18 | 52.7     | A    | 40-90 | 0:14:26        | 186208.7137           | 51.5             | 77.2             | 61.2            | 58.7            |

## Receiver 2- Night

| Point | Date      | Time    | Pressure | Unit | Scale | Acumulate Time | 10 <sup>^</sup> (.1*A) | L <sub>min</sub> | L <sub>max</sub> | L <sub>10</sub> | L <sub>eq</sub> |
|-------|-----------|---------|----------|------|-------|----------------|------------------------|------------------|------------------|-----------------|-----------------|
| 435   | 1/22/2010 | 0:29:20 | 52.6     | A    | 40-90 | 0:14:28        | 181970.0859            | 51.5             | 77.2             | 61.2            | 58.7            |
| 436   | 1/22/2010 | 0:29:22 | 52.7     | A    | 40-90 | 0:14:30        | 186208.7137            | 51.5             | 77.2             | 61.2            | 58.7            |
| 437   | 1/22/2010 | 0:29:24 | 52.3     | A    | 40-90 | 0:14:32        | 169824.3652            | 51.5             | 77.2             | 61.2            | 58.7            |
| 438   | 1/22/2010 | 0:29:26 | 52.6     | A    | 40-90 | 0:14:34        | 181970.0859            | 51.5             | 77.2             | 61.2            | 58.7            |
| 439   | 1/22/2010 | 0:29:28 | 53.1     | A    | 40-90 | 0:14:36        | 204173.7945            | 51.5             | 77.2             | 61.2            | 58.7            |
| 440   | 1/22/2010 | 0:29:30 | 52.8     | A    | 40-90 | 0:14:38        | 190546.0718            | 51.5             | 77.2             | 61.2            | 58.7            |
| 441   | 1/22/2010 | 0:29:32 | 53.2     | A    | 40-90 | 0:14:40        | 208929.6131            | 51.5             | 77.2             | 61.2            | 58.7            |
| 442   | 1/22/2010 | 0:29:34 | 52.5     | A    | 40-90 | 0:14:42        | 177827.941             | 51.5             | 77.2             | 61.2            | 58.7            |
| 443   | 1/22/2010 | 0:29:36 | 52.2     | A    | 40-90 | 0:14:44        | 165958.6907            | 51.5             | 77.2             | 61.2            | 58.7            |
| 444   | 1/22/2010 | 0:29:38 | 52.8     | A    | 40-90 | 0:14:46        | 190546.0718            | 51.5             | 77.2             | 61.2            | 58.7            |
| 445   | 1/22/2010 | 0:29:40 | 53.1     | A    | 40-90 | 0:14:48        | 204173.7945            | 51.5             | 77.2             | 61.2            | 58.7            |
| 446   | 1/22/2010 | 0:29:42 | 53.3     | A    | 40-90 | 0:14:50        | 213796.209             | 51.5             | 77.2             | 61.2            | 58.7            |
| 447   | 1/22/2010 | 0:29:44 | 53.4     | A    | 40-90 | 0:14:52        | 218776.1624            | 51.5             | 77.2             | 61.2            | 58.7            |
| 448   | 1/22/2010 | 0:29:46 | 53.4     | A    | 40-90 | 0:14:54        | 218776.1624            | 51.5             | 77.2             | 61.2            | 58.7            |
| 449   | 1/22/2010 | 0:29:48 | 57       | A    | 40-90 | 0:14:56        | 501187.2336            | 51.5             | 77.2             | 61.2            | 58.7            |
| 450   | 1/22/2010 | 0:29:50 | 57       | A    | 40-90 | 0:14:58        | 501187.2336            | 51.5             | 77.2             | 61.2            | 58.7            |
| 451   | 1/22/2010 | 0:29:52 | 54.7     | A    | 40-90 | 0:15:00        | 295120.9227            | 51.5             | 77.2             | 61.2            | 58.7            |
| 452   | 1/22/2010 | 0:29:54 | 56.8     | A    | 40-90 | 0:15:02        | 478630.0923            | 51.5             | 77.2             | 61.2            | 58.7            |
| 453   | 1/22/2010 | 0:29:56 | 56.5     | A    | 40-90 | 0:15:04        | 446683.5922            | 51.5             | 77.2             | 61.2            | 58.7            |
| 454   | 1/22/2010 | 0:29:58 | 54.5     | A    | 40-90 | 0:15:06        | 281838.2931            | 51.5             | 77.2             | 61.2            | 58.7            |
| 455   | 1/22/2010 | 0:30:00 | 53.1     | A    | 40-90 | 0:15:08        | 204173.7945            | 51.5             | 77.2             | 61.2            | 58.7            |
| 456   | 1/22/2010 | 0:30:02 | 52.3     | A    | 40-90 | 0:15:10        | 169824.3652            | 51.5             | 77.2             | 61.2            | 58.7            |
| 457   | 1/22/2010 | 0:30:04 | 53.7     | A    | 40-90 | 0:15:12        | 234422.8815            | 51.5             | 77.2             | 61.2            | 58.7            |
| 458   | 1/22/2010 | 0:30:06 | 53       | A    | 40-90 | 0:15:14        | 199526.2315            | 51.5             | 77.2             | 61.2            | 58.7            |
| 459   | 1/22/2010 | 0:30:08 | 57.7     | A    | 40-90 | 0:15:16        | 588843.6554            | 51.5             | 77.2             | 61.2            | 58.7            |
| 460   | 1/22/2010 | 0:30:10 | 54.3     | A    | 40-90 | 0:15:18        | 269153.4804            | 51.5             | 77.2             | 61.2            | 58.7            |
| 461   | 1/22/2010 | 0:30:12 | 53.4     | A    | 40-90 | 0:15:20        | 218776.1624            | 51.5             | 77.2             | 61.2            | 58.7            |
| 462   | 1/22/2010 | 0:30:14 | 53       | A    | 40-90 | 0:15:22        | 199526.2315            | 51.5             | 77.2             | 61.2            | 58.7            |
| 463   | 1/22/2010 | 0:30:16 | 53.9     | A    | 40-90 | 0:15:24        | 245470.8916            | 51.5             | 77.2             | 61.2            | 58.7            |
| 464   | 1/22/2010 | 0:30:18 | 53.4     | A    | 40-90 | 0:15:26        | 218776.1624            | 51.5             | 77.2             | 61.2            | 58.7            |
| 465   | 1/22/2010 | 0:30:20 | 54       | A    | 40-90 | 0:15:28        | 251188.6432            | 51.5             | 77.2             | 61.2            | 58.7            |

## Receiver 2- Night

| Point | Date      | Time    | Pressure | Unit | Scale | Acumulate Time | 10 <sup>^(.1*A)</sup> | L <sub>min</sub> | L <sub>max</sub> | L <sub>10</sub> | L <sub>eq</sub> |
|-------|-----------|---------|----------|------|-------|----------------|-----------------------|------------------|------------------|-----------------|-----------------|
| 466   | 1/22/2010 | 0:30:22 | 53.4     | A    | 40-90 | 0:15:30        | 218776.1624           | 51.5             | 77.2             | 61.2            | 58.7            |
| 467   | 1/22/2010 | 0:30:24 | 53.2     | A    | 40-90 | 0:15:32        | 208929.6131           | 51.5             | 77.2             | 61.2            | 58.7            |
| 468   | 1/22/2010 | 0:30:26 | 55.2     | A    | 40-90 | 0:15:34        | 331131.1215           | 51.5             | 77.2             | 61.2            | 58.7            |
| 469   | 1/22/2010 | 0:30:28 | 55.3     | A    | 40-90 | 0:15:36        | 338844.1561           | 51.5             | 77.2             | 61.2            | 58.7            |
| 470   | 1/22/2010 | 0:30:30 | 56.2     | A    | 40-90 | 0:15:38        | 416869.3835           | 51.5             | 77.2             | 61.2            | 58.7            |
| 471   | 1/22/2010 | 0:30:32 | 57.4     | A    | 40-90 | 0:15:40        | 549540.8739           | 51.5             | 77.2             | 61.2            | 58.7            |
| 472   | 1/22/2010 | 0:30:34 | 60.3     | A    | 40-90 | 0:15:42        | 1071519.305           | 51.5             | 77.2             | 61.2            | 58.7            |
| 473   | 1/22/2010 | 0:30:36 | 60.3     | A    | 40-90 | 0:15:44        | 1071519.305           | 51.5             | 77.2             | 61.2            | 58.7            |
| 474   | 1/22/2010 | 0:30:38 | 58.1     | A    | 40-90 | 0:15:46        | 645654.229            | 51.5             | 77.2             | 61.2            | 58.7            |
| 475   | 1/22/2010 | 0:30:40 | 58.9     | A    | 40-90 | 0:15:48        | 776247.1166           | 51.5             | 77.2             | 61.2            | 58.7            |
| 476   | 1/22/2010 | 0:30:42 | 63.8     | A    | 40-90 | 0:15:50        | 2398832.919           | 51.5             | 77.2             | 61.2            | 58.7            |
| 477   | 1/22/2010 | 0:30:44 | 58.7     | A    | 40-90 | 0:15:52        | 741310.2413           | 51.5             | 77.2             | 61.2            | 58.7            |
| 478   | 1/22/2010 | 0:30:46 | 62.8     | A    | 40-90 | 0:15:54        | 1905460.718           | 51.5             | 77.2             | 61.2            | 58.7            |
| 479   | 1/22/2010 | 0:30:48 | 58.8     | A    | 40-90 | 0:15:56        | 758577.575            | 51.5             | 77.2             | 61.2            | 58.7            |
| 480   | 1/22/2010 | 0:30:50 | 57.5     | A    | 40-90 | 0:15:58        | 562341.3252           | 51.5             | 77.2             | 61.2            | 58.7            |
| 481   | 1/22/2010 | 0:30:52 | 58.3     | A    | 40-90 | 0:16:00        | 676082.9754           | 51.5             | 77.2             | 61.2            | 58.7            |
| 482   | 1/22/2010 | 0:30:54 | 59.7     | A    | 40-90 | 0:16:02        | 933254.3008           | 51.5             | 77.2             | 61.2            | 58.7            |
| 483   | 1/22/2010 | 0:30:56 | 57       | A    | 40-90 | 0:16:04        | 501187.2336           | 51.5             | 77.2             | 61.2            | 58.7            |
| 484   | 1/22/2010 | 0:30:58 | 56.4     | A    | 40-90 | 0:16:06        | 436515.8322           | 51.5             | 77.2             | 61.2            | 58.7            |
| 485   | 1/22/2010 | 0:31:00 | 55.2     | A    | 40-90 | 0:16:08        | 331131.1215           | 51.5             | 77.2             | 61.2            | 58.7            |
| 486   | 1/22/2010 | 0:31:02 | 53.8     | A    | 40-90 | 0:16:10        | 239883.2919           | 51.5             | 77.2             | 61.2            | 58.7            |
| 487   | 1/22/2010 | 0:31:04 | 52.9     | A    | 40-90 | 0:16:12        | 194984.46             | 51.5             | 77.2             | 61.2            | 58.7            |
| 488   | 1/22/2010 | 0:31:06 | 51.7     | A    | 40-90 | 0:16:14        | 147910.8388           | 51.5             | 77.2             | 61.2            | 58.7            |
| 489   | 1/22/2010 | 0:31:08 | 52.2     | A    | 40-90 | 0:16:16        | 165958.6907           | 51.5             | 77.2             | 61.2            | 58.7            |
| 490   | 1/22/2010 | 0:31:10 | 52.9     | A    | 40-90 | 0:16:18        | 194984.46             | 51.5             | 77.2             | 61.2            | 58.7            |
| 491   | 1/22/2010 | 0:31:12 | 53.2     | A    | 40-90 | 0:16:20        | 208929.6131           | 51.5             | 77.2             | 61.2            | 58.7            |
| 492   | 1/22/2010 | 0:31:14 | 54       | A    | 40-90 | 0:16:22        | 251188.6432           | 51.5             | 77.2             | 61.2            | 58.7            |
| 493   | 1/22/2010 | 0:31:16 | 52.5     | A    | 40-90 | 0:16:24        | 177827.941            | 51.5             | 77.2             | 61.2            | 58.7            |
| 494   | 1/22/2010 | 0:31:18 | 53.4     | A    | 40-90 | 0:16:26        | 218776.1624           | 51.5             | 77.2             | 61.2            | 58.7            |
| 495   | 1/22/2010 | 0:31:20 | 54       | A    | 40-90 | 0:16:28        | 251188.6432           | 51.5             | 77.2             | 61.2            | 58.7            |
| 496   | 1/22/2010 | 0:31:22 | 54.4     | A    | 40-90 | 0:16:30        | 275422.8703           | 51.5             | 77.2             | 61.2            | 58.7            |



## Receiver 2- Night

| Point | Date      | Time    | Pressure | Unit | Scale | Acumulate Time | 10 <sup>^(.1*A)</sup> | L <sub>min</sub> | L <sub>max</sub> | L <sub>10</sub> | L <sub>eq</sub> |
|-------|-----------|---------|----------|------|-------|----------------|-----------------------|------------------|------------------|-----------------|-----------------|
| 497   | 1/22/2010 | 0:31:24 | 57.1     | A    | 40-90 | 0:16:32        | 512861.384            | 51.5             | 77.2             | 61.2            | 58.7            |
| 498   | 1/22/2010 | 0:31:26 | 61.1     | A    | 40-90 | 0:16:34        | 1288249.552           | 51.5             | 77.2             | 61.2            | 58.7            |
| 499   | 1/22/2010 | 0:31:28 | 56.5     | A    | 40-90 | 0:16:36        | 446683.5922           | 51.5             | 77.2             | 61.2            | 58.7            |
| 500   | 1/22/2010 | 0:31:30 | 56.4     | A    | 40-90 | 0:16:38        | 436515.8322           | 51.5             | 77.2             | 61.2            | 58.7            |
| 501   | 1/22/2010 | 0:31:32 | 55.5     | A    | 40-90 | 0:16:40        | 354813.3892           | 51.5             | 77.2             | 61.2            | 58.7            |
| 502   | 1/22/2010 | 0:31:34 | 55.5     | A    | 40-90 | 0:16:42        | 354813.3892           | 51.5             | 77.2             | 61.2            | 58.7            |
| 503   | 1/22/2010 | 0:31:36 | 55.1     | A    | 40-90 | 0:16:44        | 323593.6569           | 51.5             | 77.2             | 61.2            | 58.7            |
| 504   | 1/22/2010 | 0:31:38 | 55.9     | A    | 40-90 | 0:16:46        | 389045.145            | 51.5             | 77.2             | 61.2            | 58.7            |
| 505   | 1/22/2010 | 0:31:40 | 54.1     | A    | 40-90 | 0:16:48        | 257039.5783           | 51.5             | 77.2             | 61.2            | 58.7            |
| 506   | 1/22/2010 | 0:31:42 | 53       | A    | 40-90 | 0:16:50        | 199526.2315           | 51.5             | 77.2             | 61.2            | 58.7            |
| 507   | 1/22/2010 | 0:31:44 | 53.7     | A    | 40-90 | 0:16:52        | 234422.8815           | 51.5             | 77.2             | 61.2            | 58.7            |
| 508   | 1/22/2010 | 0:31:46 | 53.2     | A    | 40-90 | 0:16:54        | 208929.6131           | 51.5             | 77.2             | 61.2            | 58.7            |
| 509   | 1/22/2010 | 0:31:48 | 57.8     | A    | 40-90 | 0:16:56        | 602559.5861           | 51.5             | 77.2             | 61.2            | 58.7            |
| 510   | 1/22/2010 | 0:31:50 | 53.9     | A    | 40-90 | 0:16:58        | 245470.8916           | 51.5             | 77.2             | 61.2            | 58.7            |
| 511   | 1/22/2010 | 0:31:52 | 53.9     | A    | 40-90 | 0:17:00        | 245470.8916           | 51.5             | 77.2             | 61.2            | 58.7            |
| 512   | 1/22/2010 | 0:31:54 | 53.7     | A    | 40-90 | 0:17:02        | 234422.8815           | 51.5             | 77.2             | 61.2            | 58.7            |
| 513   | 1/22/2010 | 0:31:56 | 54       | A    | 40-90 | 0:17:04        | 251188.6432           | 51.5             | 77.2             | 61.2            | 58.7            |
| 514   | 1/22/2010 | 0:31:58 | 53.8     | A    | 40-90 | 0:17:06        | 239883.2919           | 51.5             | 77.2             | 61.2            | 58.7            |
| 515   | 1/22/2010 | 0:32:00 | 54.5     | A    | 40-90 | 0:17:08        | 281838.2931           | 51.5             | 77.2             | 61.2            | 58.7            |
| 516   | 1/22/2010 | 0:32:02 | 53.9     | A    | 40-90 | 0:17:10        | 245470.8916           | 51.5             | 77.2             | 61.2            | 58.7            |
| 517   | 1/22/2010 | 0:32:04 | 55       | A    | 40-90 | 0:17:12        | 316227.766            | 51.5             | 77.2             | 61.2            | 58.7            |
| 518   | 1/22/2010 | 0:32:06 | 54.3     | A    | 40-90 | 0:17:14        | 269153.4804           | 51.5             | 77.2             | 61.2            | 58.7            |
| 519   | 1/22/2010 | 0:32:08 | 53.2     | A    | 40-90 | 0:17:16        | 208929.6131           | 51.5             | 77.2             | 61.2            | 58.7            |
| 520   | 1/22/2010 | 0:32:10 | 59.6     | A    | 40-90 | 0:17:18        | 912010.8394           | 51.5             | 77.2             | 61.2            | 58.7            |
| 521   | 1/22/2010 | 0:32:12 | 56.9     | A    | 40-90 | 0:17:20        | 489778.8194           | 51.5             | 77.2             | 61.2            | 58.7            |
| 522   | 1/22/2010 | 0:32:14 | 55.9     | A    | 40-90 | 0:17:22        | 389045.145            | 51.5             | 77.2             | 61.2            | 58.7            |
| 523   | 1/22/2010 | 0:32:16 | 57.8     | A    | 40-90 | 0:17:24        | 602559.5861           | 51.5             | 77.2             | 61.2            | 58.7            |
| 524   | 1/22/2010 | 0:32:18 | 57.7     | A    | 40-90 | 0:17:26        | 588843.6554           | 51.5             | 77.2             | 61.2            | 58.7            |
| 525   | 1/22/2010 | 0:32:20 | 58.3     | A    | 40-90 | 0:17:28        | 676082.9754           | 51.5             | 77.2             | 61.2            | 58.7            |
| 526   | 1/22/2010 | 0:32:22 | 56.5     | A    | 40-90 | 0:17:30        | 446683.5922           | 51.5             | 77.2             | 61.2            | 58.7            |
| 527   | 1/22/2010 | 0:32:24 | 55.7     | A    | 40-90 | 0:17:32        | 371535.2291           | 51.5             | 77.2             | 61.2            | 58.7            |

## Receiver 2- Night

| Point | Date      | Time    | Pressure | Unit | Scale | Acumulate Time | 10 <sup>^(L*A)</sup> | L <sub>min</sub> | L <sub>max</sub> | L <sub>10</sub> | L <sub>eq</sub> |
|-------|-----------|---------|----------|------|-------|----------------|----------------------|------------------|------------------|-----------------|-----------------|
| 528   | 1/22/2010 | 0:32:26 | 55.7     | A    | 40-90 | 0:17:34        | 371535.2291          | 51.5             | 77.2             | 61.2            | 58.7            |
| 529   | 1/22/2010 | 0:32:28 | 56.9     | A    | 40-90 | 0:17:36        | 489778.8194          | 51.5             | 77.2             | 61.2            | 58.7            |
| 530   | 1/22/2010 | 0:32:30 | 56.4     | A    | 40-90 | 0:17:38        | 436515.8322          | 51.5             | 77.2             | 61.2            | 58.7            |
| 531   | 1/22/2010 | 0:32:32 | 56.2     | A    | 40-90 | 0:17:40        | 416869.3835          | 51.5             | 77.2             | 61.2            | 58.7            |
| 532   | 1/22/2010 | 0:32:34 | 55.5     | A    | 40-90 | 0:17:42        | 354813.3892          | 51.5             | 77.2             | 61.2            | 58.7            |
| 533   | 1/22/2010 | 0:32:36 | 55.1     | A    | 40-90 | 0:17:44        | 323593.6569          | 51.5             | 77.2             | 61.2            | 58.7            |
| 534   | 1/22/2010 | 0:32:38 | 55.6     | A    | 40-90 | 0:17:46        | 363078.0548          | 51.5             | 77.2             | 61.2            | 58.7            |
| 535   | 1/22/2010 | 0:32:40 | 54.6     | A    | 40-90 | 0:17:48        | 288403.1503          | 51.5             | 77.2             | 61.2            | 58.7            |
| 536   | 1/22/2010 | 0:32:42 | 54.6     | A    | 40-90 | 0:17:50        | 288403.1503          | 51.5             | 77.2             | 61.2            | 58.7            |
| 537   | 1/22/2010 | 0:32:44 | 54.7     | A    | 40-90 | 0:17:52        | 295120.9227          | 51.5             | 77.2             | 61.2            | 58.7            |
| 538   | 1/22/2010 | 0:32:46 | 54.5     | A    | 40-90 | 0:17:54        | 281838.2931          | 51.5             | 77.2             | 61.2            | 58.7            |
| 539   | 1/22/2010 | 0:32:48 | 55.6     | A    | 40-90 | 0:17:56        | 363078.0548          | 51.5             | 77.2             | 61.2            | 58.7            |
| 540   | 1/22/2010 | 0:32:50 | 54.4     | A    | 40-90 | 0:17:58        | 275422.8703          | 51.5             | 77.2             | 61.2            | 58.7            |
| 541   | 1/22/2010 | 0:32:52 | 55.7     | A    | 40-90 | 0:18:00        | 371535.2291          | 51.5             | 77.2             | 61.2            | 58.7            |
| 542   | 1/22/2010 | 0:32:54 | 55.1     | A    | 40-90 | 0:18:02        | 323593.6569          | 51.5             | 77.2             | 61.2            | 58.7            |
| 543   | 1/22/2010 | 0:32:56 | 56.4     | A    | 40-90 | 0:18:04        | 436515.8322          | 51.5             | 77.2             | 61.2            | 58.7            |
| 544   | 1/22/2010 | 0:32:58 | 55.1     | A    | 40-90 | 0:18:06        | 323593.6569          | 51.5             | 77.2             | 61.2            | 58.7            |
| 545   | 1/22/2010 | 0:33:00 | 53.9     | A    | 40-90 | 0:18:08        | 245470.8916          | 51.5             | 77.2             | 61.2            | 58.7            |
| 546   | 1/22/2010 | 0:33:02 | 54.4     | A    | 40-90 | 0:18:10        | 275422.8703          | 51.5             | 77.2             | 61.2            | 58.7            |
| 547   | 1/22/2010 | 0:33:04 | 59.6     | A    | 40-90 | 0:18:12        | 912010.8394          | 51.5             | 77.2             | 61.2            | 58.7            |
| 548   | 1/22/2010 | 0:33:06 | 65.7     | A    | 40-90 | 0:18:14        | 3715352.291          | 51.5             | 77.2             | 61.2            | 58.7            |
| 549   | 1/22/2010 | 0:33:08 | 59.2     | A    | 40-90 | 0:18:16        | 831763.7711          | 51.5             | 77.2             | 61.2            | 58.7            |
| 550   | 1/22/2010 | 0:33:10 | 55.3     | A    | 40-90 | 0:18:18        | 338844.1561          | 51.5             | 77.2             | 61.2            | 58.7            |
| 551   | 1/22/2010 | 0:33:12 | 53.7     | A    | 40-90 | 0:18:20        | 234422.8815          | 51.5             | 77.2             | 61.2            | 58.7            |
| 552   | 1/22/2010 | 0:33:14 | 52.1     | A    | 40-90 | 0:18:22        | 162181.0097          | 51.5             | 77.2             | 61.2            | 58.7            |
| 553   | 1/22/2010 | 0:33:16 | 51.5     | A    | 40-90 | 0:18:24        | 141253.7545          | 51.5             | 77.2             | 61.2            | 58.7            |
| 554   | 1/22/2010 | 0:33:18 | 52.2     | A    | 40-90 | 0:18:26        | 165958.6907          | 51.5             | 77.2             | 61.2            | 58.7            |
| 555   | 1/22/2010 | 0:33:20 | 53.2     | A    | 40-90 | 0:18:28        | 208929.6131          | 51.5             | 77.2             | 61.2            | 58.7            |
| 556   | 1/22/2010 | 0:33:22 | 53.2     | A    | 40-90 | 0:18:30        | 208929.6131          | 51.5             | 77.2             | 61.2            | 58.7            |
| 557   | 1/22/2010 | 0:33:24 | 53.7     | A    | 40-90 | 0:18:32        | 234422.8815          | 51.5             | 77.2             | 61.2            | 58.7            |
| 558   | 1/22/2010 | 0:33:26 | 54.9     | A    | 40-90 | 0:18:34        | 309029.5433          | 51.5             | 77.2             | 61.2            | 58.7            |

## Receiver 2- Night

| Point | Date      | Time    | Pressure | Unit | Scale | Acumulate Time | 10 <sup>^(.1*A)</sup> | L <sub>min</sub> | L <sub>max</sub> | L <sub>10</sub> | L <sub>eq</sub> |
|-------|-----------|---------|----------|------|-------|----------------|-----------------------|------------------|------------------|-----------------|-----------------|
| 559   | 1/22/2010 | 0:33:28 | 58       | A    | 40-90 | 0:18:36        | 630957.3445           | 51.5             | 77.2             | 61.2            | 58.7            |
| 560   | 1/22/2010 | 0:33:30 | 59       | A    | 40-90 | 0:18:38        | 794328.2347           | 51.5             | 77.2             | 61.2            | 58.7            |
| 561   | 1/22/2010 | 0:33:32 | 62.3     | A    | 40-90 | 0:18:40        | 1698243.652           | 51.5             | 77.2             | 61.2            | 58.7            |
| 562   | 1/22/2010 | 0:33:34 | 62.7     | A    | 40-90 | 0:18:42        | 1862087.137           | 51.5             | 77.2             | 61.2            | 58.7            |
| 563   | 1/22/2010 | 0:33:36 | 62.9     | A    | 40-90 | 0:18:44        | 1949844.6             | 51.5             | 77.2             | 61.2            | 58.7            |
| 564   | 1/22/2010 | 0:33:38 | 59.3     | A    | 40-90 | 0:18:46        | 851138.0382           | 51.5             | 77.2             | 61.2            | 58.7            |
| 565   | 1/22/2010 | 0:33:40 | 59.8     | A    | 40-90 | 0:18:48        | 954992.586            | 51.5             | 77.2             | 61.2            | 58.7            |
| 566   | 1/22/2010 | 0:33:42 | 60.7     | A    | 40-90 | 0:18:50        | 1174897.555           | 51.5             | 77.2             | 61.2            | 58.7            |
| 567   | 1/22/2010 | 0:33:44 | 57.7     | A    | 40-90 | 0:18:52        | 588843.6554           | 51.5             | 77.2             | 61.2            | 58.7            |
| 568   | 1/22/2010 | 0:33:46 | 57.1     | A    | 40-90 | 0:18:54        | 512861.384            | 51.5             | 77.2             | 61.2            | 58.7            |
| 569   | 1/22/2010 | 0:33:48 | 56.2     | A    | 40-90 | 0:18:56        | 416869.3835           | 51.5             | 77.2             | 61.2            | 58.7            |
| 570   | 1/22/2010 | 0:33:50 | 59.2     | A    | 40-90 | 0:18:58        | 831763.7711           | 51.5             | 77.2             | 61.2            | 58.7            |
| 571   | 1/22/2010 | 0:33:52 | 61       | A    | 40-90 | 0:19:00        | 1258925.412           | 51.5             | 77.2             | 61.2            | 58.7            |
| 572   | 1/22/2010 | 0:33:54 | 62.2     | A    | 40-90 | 0:19:02        | 1659586.907           | 51.5             | 77.2             | 61.2            | 58.7            |
| 573   | 1/22/2010 | 0:33:56 | 62.4     | A    | 40-90 | 0:19:04        | 1737800.829           | 51.5             | 77.2             | 61.2            | 58.7            |
| 574   | 1/22/2010 | 0:33:58 | 58.4     | A    | 40-90 | 0:19:06        | 691830.9709           | 51.5             | 77.2             | 61.2            | 58.7            |
| 575   | 1/22/2010 | 0:34:00 | 56       | A    | 40-90 | 0:19:08        | 398107.1706           | 51.5             | 77.2             | 61.2            | 58.7            |
| 576   | 1/22/2010 | 0:34:02 | 53.6     | A    | 40-90 | 0:19:10        | 229086.7653           | 51.5             | 77.2             | 61.2            | 58.7            |
| 577   | 1/22/2010 | 0:34:04 | 52.6     | A    | 40-90 | 0:19:12        | 181970.0859           | 51.5             | 77.2             | 61.2            | 58.7            |
| 578   | 1/22/2010 | 0:34:06 | 55.8     | A    | 40-90 | 0:19:14        | 380189.3963           | 51.5             | 77.2             | 61.2            | 58.7            |
| 579   | 1/22/2010 | 0:34:08 | 56.6     | A    | 40-90 | 0:19:16        | 457088.1896           | 51.5             | 77.2             | 61.2            | 58.7            |
| 580   | 1/22/2010 | 0:34:10 | 55       | A    | 40-90 | 0:19:18        | 316227.766            | 51.5             | 77.2             | 61.2            | 58.7            |
| 581   | 1/22/2010 | 0:34:12 | 54.7     | A    | 40-90 | 0:19:20        | 295120.9227           | 51.5             | 77.2             | 61.2            | 58.7            |
| 582   | 1/22/2010 | 0:34:14 | 54.3     | A    | 40-90 | 0:19:22        | 269153.4804           | 51.5             | 77.2             | 61.2            | 58.7            |
| 583   | 1/22/2010 | 0:34:16 | 55.7     | A    | 40-90 | 0:19:24        | 371535.2291           | 51.5             | 77.2             | 61.2            | 58.7            |
| 584   | 1/22/2010 | 0:34:18 | 54.6     | A    | 40-90 | 0:19:26        | 288403.1503           | 51.5             | 77.2             | 61.2            | 58.7            |
| 585   | 1/22/2010 | 0:34:20 | 61.3     | A    | 40-90 | 0:19:28        | 1348962.883           | 51.5             | 77.2             | 61.2            | 58.7            |
| 586   | 1/22/2010 | 0:34:22 | 63.5     | A    | 40-90 | 0:19:30        | 2238721.139           | 51.5             | 77.2             | 61.2            | 58.7            |
| 587   | 1/22/2010 | 0:34:24 | 58.7     | A    | 40-90 | 0:19:32        | 741310.2413           | 51.5             | 77.2             | 61.2            | 58.7            |
| 588   | 1/22/2010 | 0:34:26 | 59.8     | A    | 40-90 | 0:19:34        | 954992.586            | 51.5             | 77.2             | 61.2            | 58.7            |
| 589   | 1/22/2010 | 0:34:28 | 63.1     | A    | 40-90 | 0:19:36        | 2041737.945           | 51.5             | 77.2             | 61.2            | 58.7            |

## Receiver 2- Night

| Point | Date      | Time    | Pressure | Unit | Scale | Acumulate Time | 10 <sup>^(.1*A)</sup> | L <sub>min</sub> | L <sub>max</sub> | L <sub>10</sub> | L <sub>eq</sub> |
|-------|-----------|---------|----------|------|-------|----------------|-----------------------|------------------|------------------|-----------------|-----------------|
| 590   | 1/22/2010 | 0:34:30 | 61.2     | A    | 40-90 | 0:19:38        | 1318256.739           | 51.5             | 77.2             | 61.2            | 58.7            |
| 591   | 1/22/2010 | 0:34:32 | 61.4     | A    | 40-90 | 0:19:40        | 1380384.265           | 51.5             | 77.2             | 61.2            | 58.7            |
| 592   | 1/22/2010 | 0:34:34 | 58.5     | A    | 40-90 | 0:19:42        | 707945.7844           | 51.5             | 77.2             | 61.2            | 58.7            |
| 593   | 1/22/2010 | 0:34:36 | 57.5     | A    | 40-90 | 0:19:44        | 562341.3252           | 51.5             | 77.2             | 61.2            | 58.7            |
| 594   | 1/22/2010 | 0:34:38 | 57       | A    | 40-90 | 0:19:46        | 501187.2336           | 51.5             | 77.2             | 61.2            | 58.7            |
| 595   | 1/22/2010 | 0:34:40 | 57.8     | A    | 40-90 | 0:19:48        | 602559.5861           | 51.5             | 77.2             | 61.2            | 58.7            |
| 596   | 1/22/2010 | 0:34:42 | 55.6     | A    | 40-90 | 0:19:50        | 363078.0548           | 51.5             | 77.2             | 61.2            | 58.7            |
| 597   | 1/22/2010 | 0:34:44 | 53.8     | A    | 40-90 | 0:19:52        | 239883.2919           | 51.5             | 77.2             | 61.2            | 58.7            |
| 598   | 1/22/2010 | 0:34:46 | 53.2     | A    | 40-90 | 0:19:54        | 208929.6131           | 51.5             | 77.2             | 61.2            | 58.7            |
| 599   | 1/22/2010 | 0:34:48 | 53.5     | A    | 40-90 | 0:19:56        | 223872.1139           | 51.5             | 77.2             | 61.2            | 58.7            |
| 600   | 1/22/2010 | 0:34:50 | 52       | A    | 40-90 | 0:19:58        | 158489.3192           | 51.5             | 77.2             | 61.2            | 58.7            |
| 601   | 1/22/2010 | 0:34:52 | 52.2     | A    | 40-90 | 0:20:00        | 165958.6907           | 51.5             | 77.2             | 61.2            | 58.7            |
| 602   | 1/22/2010 | 0:34:54 | 52.1     | A    | 40-90 | 0:20:02        | 162181.0097           | 51.5             | 77.2             | 61.2            | 58.7            |
| 603   | 1/22/2010 | 0:34:56 | 52.4     | A    | 40-90 | 0:20:04        | 173780.0829           | 51.5             | 77.2             | 61.2            | 58.7            |
| 604   | 1/22/2010 | 0:34:58 | 52.3     | A    | 40-90 | 0:20:06        | 169824.3652           | 51.5             | 77.2             | 61.2            | 58.7            |
| 605   | 1/22/2010 | 0:35:00 | 52.1     | A    | 40-90 | 0:20:08        | 162181.0097           | 51.5             | 77.2             | 61.2            | 58.7            |
| 606   | 1/22/2010 | 0:35:02 | 51.8     | A    | 40-90 | 0:20:10        | 151356.1248           | 51.5             | 77.2             | 61.2            | 58.7            |
| 607   | 1/22/2010 | 0:35:04 | 52.2     | A    | 40-90 | 0:20:12        | 165958.6907           | 51.5             | 77.2             | 61.2            | 58.7            |
| 608   | 1/22/2010 | 0:35:06 | 52.8     | A    | 40-90 | 0:20:14        | 190546.0718           | 51.5             | 77.2             | 61.2            | 58.7            |
| 609   | 1/22/2010 | 0:35:08 | 53.8     | A    | 40-90 | 0:20:16        | 239883.2919           | 51.5             | 77.2             | 61.2            | 58.7            |
| 610   | 1/22/2010 | 0:35:10 | 53.1     | A    | 40-90 | 0:20:18        | 204173.7945           | 51.5             | 77.2             | 61.2            | 58.7            |
| 611   | 1/22/2010 | 0:35:12 | 52.5     | A    | 40-90 | 0:20:20        | 177827.941            | 51.5             | 77.2             | 61.2            | 58.7            |
| 612   | 1/22/2010 | 0:35:14 | 52.8     | A    | 40-90 | 0:20:22        | 190546.0718           | 51.5             | 77.2             | 61.2            | 58.7            |
| 613   | 1/22/2010 | 0:35:16 | 54.5     | A    | 40-90 | 0:20:24        | 281838.2931           | 51.5             | 77.2             | 61.2            | 58.7            |
| 614   | 1/22/2010 | 0:35:18 | 56.5     | A    | 40-90 | 0:20:26        | 446683.5922           | 51.5             | 77.2             | 61.2            | 58.7            |
| 615   | 1/22/2010 | 0:35:20 | 60.3     | A    | 40-90 | 0:20:28        | 1071519.305           | 51.5             | 77.2             | 61.2            | 58.7            |
| 616   | 1/22/2010 | 0:35:22 | 61.2     | A    | 40-90 | 0:20:30        | 1318256.739           | 51.5             | 77.2             | 61.2            | 58.7            |
| 617   | 1/22/2010 | 0:35:24 | 60.7     | A    | 40-90 | 0:20:32        | 1174897.555           | 51.5             | 77.2             | 61.2            | 58.7            |
| 618   | 1/22/2010 | 0:35:26 | 64.7     | A    | 40-90 | 0:20:34        | 2951209.227           | 51.5             | 77.2             | 61.2            | 58.7            |
| 619   | 1/22/2010 | 0:35:28 | 69.6     | A    | 40-90 | 0:20:36        | 9120108.394           | 51.5             | 77.2             | 61.2            | 58.7            |
| 620   | 1/22/2010 | 0:35:30 | 69.1     | A    | 40-90 | 0:20:38        | 8128305.162           | 51.5             | 77.2             | 61.2            | 58.7            |

Receiver 2- Night

| Point | Date      | Time    | Pressure | Unit | Scale | Acumulate Time | 10 <sup>^(.1*A)</sup> | L <sub>min</sub> | L <sub>max</sub> | L <sub>10</sub> | L <sub>eq</sub> |
|-------|-----------|---------|----------|------|-------|----------------|-----------------------|------------------|------------------|-----------------|-----------------|
| 621   | 1/22/2010 | 0:35:32 | 68       | A    | 40-90 | 0:20:40        | 6309573.445           | 51.5             | 77.2             | 61.2            | 58.7            |
| 622   | 1/22/2010 | 0:35:34 | 64.2     | A    | 40-90 | 0:20:42        | 2630267.992           | 51.5             | 77.2             | 61.2            | 58.7            |
| 623   | 1/22/2010 | 0:35:36 | 64.3     | A    | 40-90 | 0:20:44        | 2691534.804           | 51.5             | 77.2             | 61.2            | 58.7            |
| 624   | 1/22/2010 | 0:35:38 | 60.4     | A    | 40-90 | 0:20:46        | 1096478.196           | 51.5             | 77.2             | 61.2            | 58.7            |
| 625   | 1/22/2010 | 0:35:40 | 60.6     | A    | 40-90 | 0:20:48        | 1148153.621           | 51.5             | 77.2             | 61.2            | 58.7            |
| 626   | 1/22/2010 | 0:35:42 | 60.6     | A    | 40-90 | 0:20:50        | 1148153.621           | 51.5             | 77.2             | 61.2            | 58.7            |
| 627   | 1/22/2010 | 0:35:44 | 60.8     | A    | 40-90 | 0:20:52        | 1202264.435           | 51.5             | 77.2             | 61.2            | 58.7            |
| 628   | 1/22/2010 | 0:35:46 | 60       | A    | 40-90 | 0:20:54        | 1000000               | 51.5             | 77.2             | 61.2            | 58.7            |
| 629   | 1/22/2010 | 0:35:48 | 60.2     | A    | 40-90 | 0:20:56        | 1047128.548           | 51.5             | 77.2             | 61.2            | 58.7            |
| 630   | 1/22/2010 | 0:35:50 | 60.2     | A    | 40-90 | 0:20:58        | 1047128.548           | 51.5             | 77.2             | 61.2            | 58.7            |
| 631   | 1/22/2010 | 0:35:52 | 59.8     | A    | 40-90 | 0:21:00        | 954992.586            | 51.5             | 77.2             | 61.2            | 58.7            |
| 632   | 1/22/2010 | 0:35:54 | 59.8     | A    | 40-90 | 0:21:02        | 954992.586            | 51.5             | 77.2             | 61.2            | 58.7            |
| 633   | 1/22/2010 | 0:35:56 | 59.5     | A    | 40-90 | 0:21:04        | 891250.9381           | 51.5             | 77.2             | 61.2            | 58.7            |
| 634   | 1/22/2010 | 0:35:58 | 59.7     | A    | 40-90 | 0:21:06        | 933254.3008           | 51.5             | 77.2             | 61.2            | 58.7            |
| 635   | 1/22/2010 | 0:36:00 | 61.3     | A    | 40-90 | 0:21:08        | 1348962.883           | 51.5             | 77.2             | 61.2            | 58.7            |
| 636   | 1/22/2010 | 0:36:02 | 63.3     | A    | 40-90 | 0:21:10        | 2137962.09            | 51.5             | 77.2             | 61.2            | 58.7            |
| 637   | 1/22/2010 | 0:36:04 | 61.1     | A    | 40-90 | 0:21:12        | 1288249.552           | 51.5             | 77.2             | 61.2            | 58.7            |
| 638   | 1/22/2010 | 0:36:06 | 59.4     | A    | 40-90 | 0:21:14        | 870963.59             | 51.5             | 77.2             | 61.2            | 58.7            |
| 639   | 1/22/2010 | 0:36:08 | 58.2     | A    | 40-90 | 0:21:16        | 660693.448            | 51.5             | 77.2             | 61.2            | 58.7            |
| 640   | 1/22/2010 | 0:36:10 | 58.7     | A    | 40-90 | 0:21:18        | 741310.2413           | 51.5             | 77.2             | 61.2            | 58.7            |
| 641   | 1/22/2010 | 0:36:12 | 59.2     | A    | 40-90 | 0:21:20        | 831763.7711           | 51.5             | 77.2             | 61.2            | 58.7            |
| 642   | 1/22/2010 | 0:36:14 | 55.5     | A    | 40-90 | 0:21:22        | 354813.3892           | 51.5             | 77.2             | 61.2            | 58.7            |
| 643   | 1/22/2010 | 0:36:16 | 54.7     | A    | 40-90 | 0:21:24        | 295120.9227           | 51.5             | 77.2             | 61.2            | 58.7            |
| 644   | 1/22/2010 | 0:36:18 | 54.1     | A    | 40-90 | 0:21:26        | 257039.5783           | 51.5             | 77.2             | 61.2            | 58.7            |
| 645   | 1/22/2010 | 0:36:20 | 54.5     | A    | 40-90 | 0:21:28        | 281838.2931           | 51.5             | 77.2             | 61.2            | 58.7            |
| 646   | 1/22/2010 | 0:36:22 | 56.1     | A    | 40-90 | 0:21:30        | 407380.2778           | 51.5             | 77.2             | 61.2            | 58.7            |
| 647   | 1/22/2010 | 0:36:24 | 60.7     | A    | 40-90 | 0:21:32        | 1174897.555           | 51.5             | 77.2             | 61.2            | 58.7            |
| 648   | 1/22/2010 | 0:36:26 | 60.3     | A    | 40-90 | 0:21:34        | 1071519.305           | 51.5             | 77.2             | 61.2            | 58.7            |
| 649   | 1/22/2010 | 0:36:28 | 57.3     | A    | 40-90 | 0:21:36        | 537031.7964           | 51.5             | 77.2             | 61.2            | 58.7            |
| 650   | 1/22/2010 | 0:36:30 | 55.9     | A    | 40-90 | 0:21:38        | 389045.145            | 51.5             | 77.2             | 61.2            | 58.7            |
| 651   | 1/22/2010 | 0:36:32 | 58.3     | A    | 40-90 | 0:21:40        | 676082.9754           | 51.5             | 77.2             | 61.2            | 58.7            |

## Receiver 2- Night

| Point | Date      | Time    | Pressure | Unit | Scale | Acumulate Time | 10 <sup>^</sup> (.1*A) | L <sub>min</sub> | L <sub>max</sub> | L <sub>10</sub> | L <sub>eq</sub> |
|-------|-----------|---------|----------|------|-------|----------------|------------------------|------------------|------------------|-----------------|-----------------|
| 652   | 1/22/2010 | 0:36:34 | 61       | A    | 40-90 | 0:21:42        | 1258925.412            | 51.5             | 77.2             | 61.2            | 58.7            |
| 653   | 1/22/2010 | 0:36:36 | 63.1     | A    | 40-90 | 0:21:44        | 2041737.945            | 51.5             | 77.2             | 61.2            | 58.7            |
| 654   | 1/22/2010 | 0:36:38 | 60.3     | A    | 40-90 | 0:21:46        | 1071519.305            | 51.5             | 77.2             | 61.2            | 58.7            |
| 655   | 1/22/2010 | 0:36:40 | 58.8     | A    | 40-90 | 0:21:48        | 758577.575             | 51.5             | 77.2             | 61.2            | 58.7            |
| 656   | 1/22/2010 | 0:36:42 | 58.1     | A    | 40-90 | 0:21:50        | 645654.229             | 51.5             | 77.2             | 61.2            | 58.7            |
| 657   | 1/22/2010 | 0:36:44 | 60.4     | A    | 40-90 | 0:21:52        | 1096478.196            | 51.5             | 77.2             | 61.2            | 58.7            |
| 658   | 1/22/2010 | 0:36:46 | 62.2     | A    | 40-90 | 0:21:54        | 1659586.907            | 51.5             | 77.2             | 61.2            | 58.7            |
| 659   | 1/22/2010 | 0:36:48 | 60.2     | A    | 40-90 | 0:21:56        | 1047128.548            | 51.5             | 77.2             | 61.2            | 58.7            |
| 660   | 1/22/2010 | 0:36:50 | 58.6     | A    | 40-90 | 0:21:58        | 724435.9601            | 51.5             | 77.2             | 61.2            | 58.7            |
| 661   | 1/22/2010 | 0:36:52 | 57.3     | A    | 40-90 | 0:22:00        | 537031.7964            | 51.5             | 77.2             | 61.2            | 58.7            |
| 662   | 1/22/2010 | 0:36:54 | 57.3     | A    | 40-90 | 0:22:02        | 537031.7964            | 51.5             | 77.2             | 61.2            | 58.7            |
| 663   | 1/22/2010 | 0:36:56 | 59.8     | A    | 40-90 | 0:22:04        | 954992.586             | 51.5             | 77.2             | 61.2            | 58.7            |
| 664   | 1/22/2010 | 0:36:58 | 68.5     | A    | 40-90 | 0:22:06        | 7079457.844            | 51.5             | 77.2             | 61.2            | 58.7            |
| 665   | 1/22/2010 | 0:37:00 | 65.2     | A    | 40-90 | 0:22:08        | 3311311.215            | 51.5             | 77.2             | 61.2            | 58.7            |
| 666   | 1/22/2010 | 0:37:02 | 58.2     | A    | 40-90 | 0:22:10        | 660693.448             | 51.5             | 77.2             | 61.2            | 58.7            |
| 667   | 1/22/2010 | 0:37:04 | 58.1     | A    | 40-90 | 0:22:12        | 645654.229             | 51.5             | 77.2             | 61.2            | 58.7            |
| 668   | 1/22/2010 | 0:37:06 | 58.5     | A    | 40-90 | 0:22:14        | 707945.7844            | 51.5             | 77.2             | 61.2            | 58.7            |
| 669   | 1/22/2010 | 0:37:08 | 59       | A    | 40-90 | 0:22:16        | 794328.2347            | 51.5             | 77.2             | 61.2            | 58.7            |
| 670   | 1/22/2010 | 0:37:10 | 59.4     | A    | 40-90 | 0:22:18        | 870963.59              | 51.5             | 77.2             | 61.2            | 58.7            |
| 671   | 1/22/2010 | 0:37:12 | 58.5     | A    | 40-90 | 0:22:20        | 707945.7844            | 51.5             | 77.2             | 61.2            | 58.7            |
| 672   | 1/22/2010 | 0:37:14 | 58.4     | A    | 40-90 | 0:22:22        | 691830.9709            | 51.5             | 77.2             | 61.2            | 58.7            |
| 673   | 1/22/2010 | 0:37:16 | 58       | A    | 40-90 | 0:22:24        | 630957.3445            | 51.5             | 77.2             | 61.2            | 58.7            |
| 674   | 1/22/2010 | 0:37:18 | 58       | A    | 40-90 | 0:22:26        | 630957.3445            | 51.5             | 77.2             | 61.2            | 58.7            |
| 675   | 1/22/2010 | 0:37:20 | 57.6     | A    | 40-90 | 0:22:28        | 575439.9373            | 51.5             | 77.2             | 61.2            | 58.7            |
| 676   | 1/22/2010 | 0:37:22 | 62.4     | A    | 40-90 | 0:22:30        | 1737800.829            | 51.5             | 77.2             | 61.2            | 58.7            |
| 677   | 1/22/2010 | 0:37:24 | 65       | A    | 40-90 | 0:22:32        | 3162277.66             | 51.5             | 77.2             | 61.2            | 58.7            |
| 678   | 1/22/2010 | 0:37:26 | 62.2     | A    | 40-90 | 0:22:34        | 1659586.907            | 51.5             | 77.2             | 61.2            | 58.7            |
| 679   | 1/22/2010 | 0:37:28 | 58.3     | A    | 40-90 | 0:22:36        | 676082.9754            | 51.5             | 77.2             | 61.2            | 58.7            |
| 680   | 1/22/2010 | 0:37:30 | 57.2     | A    | 40-90 | 0:22:38        | 524807.4602            | 51.5             | 77.2             | 61.2            | 58.7            |
| 681   | 1/22/2010 | 0:37:32 | 57       | A    | 40-90 | 0:22:40        | 501187.2336            | 51.5             | 77.2             | 61.2            | 58.7            |
| 682   | 1/22/2010 | 0:37:34 | 57.2     | A    | 40-90 | 0:22:42        | 524807.4602            | 51.5             | 77.2             | 61.2            | 58.7            |

## Receiver 2- Night

| Point | Date      | Time    | Pressure | Unit | Scale | Acumulate Time | 10 <sup>^</sup> (.1*A) | L <sub>min</sub> | L <sub>max</sub> | L <sub>10</sub> | L <sub>eq</sub> |
|-------|-----------|---------|----------|------|-------|----------------|------------------------|------------------|------------------|-----------------|-----------------|
| 683   | 1/22/2010 | 0:37:36 | 57.2     | A    | 40-90 | 0:22:44        | 524807.4602            | 51.5             | 77.2             | 61.2            | 58.7            |
| 684   | 1/22/2010 | 0:37:38 | 57.2     | A    | 40-90 | 0:22:46        | 524807.4602            | 51.5             | 77.2             | 61.2            | 58.7            |
| 685   | 1/22/2010 | 0:37:40 | 57.4     | A    | 40-90 | 0:22:48        | 549540.8739            | 51.5             | 77.2             | 61.2            | 58.7            |
| 686   | 1/22/2010 | 0:37:42 | 58.3     | A    | 40-90 | 0:22:50        | 676082.9754            | 51.5             | 77.2             | 61.2            | 58.7            |
| 687   | 1/22/2010 | 0:37:44 | 62.4     | A    | 40-90 | 0:22:52        | 1737800.829            | 51.5             | 77.2             | 61.2            | 58.7            |
| 688   | 1/22/2010 | 0:37:46 | 65.4     | A    | 40-90 | 0:22:54        | 3467368.505            | 51.5             | 77.2             | 61.2            | 58.7            |
| 689   | 1/22/2010 | 0:37:48 | 61.7     | A    | 40-90 | 0:22:56        | 1479108.388            | 51.5             | 77.2             | 61.2            | 58.7            |
| 690   | 1/22/2010 | 0:37:50 | 58.6     | A    | 40-90 | 0:22:58        | 724435.9601            | 51.5             | 77.2             | 61.2            | 58.7            |
| 691   | 1/22/2010 | 0:37:52 | 57.5     | A    | 40-90 | 0:23:00        | 562341.3252            | 51.5             | 77.2             | 61.2            | 58.7            |
| 692   | 1/22/2010 | 0:37:54 | 57.7     | A    | 40-90 | 0:23:02        | 588843.6554            | 51.5             | 77.2             | 61.2            | 58.7            |
| 693   | 1/22/2010 | 0:37:56 | 58       | A    | 40-90 | 0:23:04        | 630957.3445            | 51.5             | 77.2             | 61.2            | 58.7            |
| 694   | 1/22/2010 | 0:37:58 | 57.8     | A    | 40-90 | 0:23:06        | 602559.5861            | 51.5             | 77.2             | 61.2            | 58.7            |
| 695   | 1/22/2010 | 0:38:00 | 57.6     | A    | 40-90 | 0:23:08        | 575439.9373            | 51.5             | 77.2             | 61.2            | 58.7            |
| 696   | 1/22/2010 | 0:38:02 | 57.5     | A    | 40-90 | 0:23:10        | 562341.3252            | 51.5             | 77.2             | 61.2            | 58.7            |
| 697   | 1/22/2010 | 0:38:04 | 57.6     | A    | 40-90 | 0:23:12        | 575439.9373            | 51.5             | 77.2             | 61.2            | 58.7            |
| 698   | 1/22/2010 | 0:38:06 | 57.8     | A    | 40-90 | 0:23:14        | 602559.5861            | 51.5             | 77.2             | 61.2            | 58.7            |
| 699   | 1/22/2010 | 0:38:08 | 57.7     | A    | 40-90 | 0:23:16        | 588843.6554            | 51.5             | 77.2             | 61.2            | 58.7            |
| 700   | 1/22/2010 | 0:38:10 | 58.1     | A    | 40-90 | 0:23:18        | 645654.229             | 51.5             | 77.2             | 61.2            | 58.7            |
| 701   | 1/22/2010 | 0:38:12 | 58       | A    | 40-90 | 0:23:20        | 630957.3445            | 51.5             | 77.2             | 61.2            | 58.7            |
| 702   | 1/22/2010 | 0:38:14 | 59.6     | A    | 40-90 | 0:23:22        | 912010.8394            | 51.5             | 77.2             | 61.2            | 58.7            |
| 703   | 1/22/2010 | 0:38:16 | 58.2     | A    | 40-90 | 0:23:24        | 660693.448             | 51.5             | 77.2             | 61.2            | 58.7            |
| 704   | 1/22/2010 | 0:38:18 | 58.3     | A    | 40-90 | 0:23:26        | 676082.9754            | 51.5             | 77.2             | 61.2            | 58.7            |
| 705   | 1/22/2010 | 0:38:20 | 58.1     | A    | 40-90 | 0:23:28        | 645654.229             | 51.5             | 77.2             | 61.2            | 58.7            |
| 706   | 1/22/2010 | 0:38:22 | 56.8     | A    | 40-90 | 0:23:30        | 478630.0923            | 51.5             | 77.2             | 61.2            | 58.7            |
| 707   | 1/22/2010 | 0:38:24 | 56.6     | A    | 40-90 | 0:23:32        | 457088.1896            | 51.5             | 77.2             | 61.2            | 58.7            |
| 708   | 1/22/2010 | 0:38:26 | 54.7     | A    | 40-90 | 0:23:34        | 295120.9227            | 51.5             | 77.2             | 61.2            | 58.7            |
| 709   | 1/22/2010 | 0:38:28 | 59.4     | A    | 40-90 | 0:23:36        | 870963.59              | 51.5             | 77.2             | 61.2            | 58.7            |
| 710   | 1/22/2010 | 0:38:30 | 55.2     | A    | 40-90 | 0:23:38        | 331131.1215            | 51.5             | 77.2             | 61.2            | 58.7            |
| 711   | 1/22/2010 | 0:38:32 | 54.1     | A    | 40-90 | 0:23:40        | 257039.5783            | 51.5             | 77.2             | 61.2            | 58.7            |
| 712   | 1/22/2010 | 0:38:34 | 55.7     | A    | 40-90 | 0:23:42        | 371535.2291            | 51.5             | 77.2             | 61.2            | 58.7            |
| 713   | 1/22/2010 | 0:38:36 | 56.1     | A    | 40-90 | 0:23:44        | 407380.2778            | 51.5             | 77.2             | 61.2            | 58.7            |

## Receiver 2- Night

| Point | Date      | Time    | Pressure | Unit | Scale | Acumulate Time | 10 <sup>^(.1*A)</sup> | L <sub>min</sub> | L <sub>max</sub> | L <sub>10</sub> | L <sub>eq</sub> |
|-------|-----------|---------|----------|------|-------|----------------|-----------------------|------------------|------------------|-----------------|-----------------|
| 714   | 1/22/2010 | 0:38:38 | 53.7     | A    | 40-90 | 0:23:46        | 234422.8815           | 51.5             | 77.2             | 61.2            | 58.7            |
| 715   | 1/22/2010 | 0:38:40 | 52.8     | A    | 40-90 | 0:23:48        | 190546.0718           | 51.5             | 77.2             | 61.2            | 58.7            |
| 716   | 1/22/2010 | 0:38:42 | 52.9     | A    | 40-90 | 0:23:50        | 194984.46             | 51.5             | 77.2             | 61.2            | 58.7            |
| 717   | 1/22/2010 | 0:38:44 | 54       | A    | 40-90 | 0:23:52        | 251188.6432           | 51.5             | 77.2             | 61.2            | 58.7            |
| 718   | 1/22/2010 | 0:38:46 | 53.5     | A    | 40-90 | 0:23:54        | 223872.1139           | 51.5             | 77.2             | 61.2            | 58.7            |
| 719   | 1/22/2010 | 0:38:48 | 53.7     | A    | 40-90 | 0:23:56        | 234422.8815           | 51.5             | 77.2             | 61.2            | 58.7            |
| 720   | 1/22/2010 | 0:38:50 | 53.7     | A    | 40-90 | 0:23:58        | 234422.8815           | 51.5             | 77.2             | 61.2            | 58.7            |
| 721   | 1/22/2010 | 0:38:52 | 54       | A    | 40-90 | 0:24:00        | 251188.6432           | 51.5             | 77.2             | 61.2            | 58.7            |
| 722   | 1/22/2010 | 0:38:54 | 56.2     | A    | 40-90 | 0:24:02        | 416869.3835           | 51.5             | 77.2             | 61.2            | 58.7            |
| 723   | 1/22/2010 | 0:38:56 | 54.4     | A    | 40-90 | 0:24:04        | 275422.8703           | 51.5             | 77.2             | 61.2            | 58.7            |
| 724   | 1/22/2010 | 0:38:58 | 52.6     | A    | 40-90 | 0:24:06        | 181970.0859           | 51.5             | 77.2             | 61.2            | 58.7            |
| 725   | 1/22/2010 | 0:39:00 | 52.7     | A    | 40-90 | 0:24:08        | 186208.7137           | 51.5             | 77.2             | 61.2            | 58.7            |
| 726   | 1/22/2010 | 0:39:02 | 56       | A    | 40-90 | 0:24:10        | 398107.1706           | 51.5             | 77.2             | 61.2            | 58.7            |
| 727   | 1/22/2010 | 0:39:04 | 54.2     | A    | 40-90 | 0:24:12        | 263026.7992           | 51.5             | 77.2             | 61.2            | 58.7            |
| 728   | 1/22/2010 | 0:39:06 | 54       | A    | 40-90 | 0:24:14        | 251188.6432           | 51.5             | 77.2             | 61.2            | 58.7            |
| 729   | 1/22/2010 | 0:39:08 | 53.7     | A    | 40-90 | 0:24:16        | 234422.8815           | 51.5             | 77.2             | 61.2            | 58.7            |
| 730   | 1/22/2010 | 0:39:10 | 53.6     | A    | 40-90 | 0:24:18        | 229086.7653           | 51.5             | 77.2             | 61.2            | 58.7            |
| 731   | 1/22/2010 | 0:39:12 | 53.8     | A    | 40-90 | 0:24:20        | 239883.2919           | 51.5             | 77.2             | 61.2            | 58.7            |
| 732   | 1/22/2010 | 0:39:14 | 54.9     | A    | 40-90 | 0:24:22        | 309029.5433           | 51.5             | 77.2             | 61.2            | 58.7            |
| 733   | 1/22/2010 | 0:39:16 | 54.5     | A    | 40-90 | 0:24:24        | 281838.2931           | 51.5             | 77.2             | 61.2            | 58.7            |
| 734   | 1/22/2010 | 0:39:18 | 54.4     | A    | 40-90 | 0:24:26        | 275422.8703           | 51.5             | 77.2             | 61.2            | 58.7            |
| 735   | 1/22/2010 | 0:39:20 | 54.6     | A    | 40-90 | 0:24:28        | 288403.1503           | 51.5             | 77.2             | 61.2            | 58.7            |
| 736   | 1/22/2010 | 0:39:22 | 53.8     | A    | 40-90 | 0:24:30        | 239883.2919           | 51.5             | 77.2             | 61.2            | 58.7            |
| 737   | 1/22/2010 | 0:39:24 | 54.3     | A    | 40-90 | 0:24:32        | 269153.4804           | 51.5             | 77.2             | 61.2            | 58.7            |
| 738   | 1/22/2010 | 0:39:26 | 55.2     | A    | 40-90 | 0:24:34        | 331131.1215           | 51.5             | 77.2             | 61.2            | 58.7            |
| 739   | 1/22/2010 | 0:39:28 | 55.7     | A    | 40-90 | 0:24:36        | 371535.2291           | 51.5             | 77.2             | 61.2            | 58.7            |
| 740   | 1/22/2010 | 0:39:30 | 55.5     | A    | 40-90 | 0:24:38        | 354813.3892           | 51.5             | 77.2             | 61.2            | 58.7            |
| 741   | 1/22/2010 | 0:39:32 | 54.5     | A    | 40-90 | 0:24:40        | 281838.2931           | 51.5             | 77.2             | 61.2            | 58.7            |
| 742   | 1/22/2010 | 0:39:34 | 53.4     | A    | 40-90 | 0:24:42        | 218776.1624           | 51.5             | 77.2             | 61.2            | 58.7            |
| 743   | 1/22/2010 | 0:39:36 | 53.9     | A    | 40-90 | 0:24:44        | 245470.8916           | 51.5             | 77.2             | 61.2            | 58.7            |
| 744   | 1/22/2010 | 0:39:38 | 54.4     | A    | 40-90 | 0:24:46        | 275422.8703           | 51.5             | 77.2             | 61.2            | 58.7            |



## Receiver 2- Night

| Point | Date      | Time    | Pressure | Unit | Scale | Acumulate Time | 10 <sup>^(.1*A)</sup> | L <sub>min</sub> | L <sub>max</sub> | L <sub>10</sub> | L <sub>eq</sub> |
|-------|-----------|---------|----------|------|-------|----------------|-----------------------|------------------|------------------|-----------------|-----------------|
| 745   | 1/22/2010 | 0:39:40 | 55.9     | A    | 40-90 | 0:24:48        | 389045.145            | 51.5             | 77.2             | 61.2            | 58.7            |
| 746   | 1/22/2010 | 0:39:42 | 55.7     | A    | 40-90 | 0:24:50        | 371535.2291           | 51.5             | 77.2             | 61.2            | 58.7            |
| 747   | 1/22/2010 | 0:39:44 | 55.1     | A    | 40-90 | 0:24:52        | 323593.6569           | 51.5             | 77.2             | 61.2            | 58.7            |
| 748   | 1/22/2010 | 0:39:46 | 53.5     | A    | 40-90 | 0:24:54        | 223872.1139           | 51.5             | 77.2             | 61.2            | 58.7            |
| 749   | 1/22/2010 | 0:39:48 | 55       | A    | 40-90 | 0:24:56        | 316227.766            | 51.5             | 77.2             | 61.2            | 58.7            |
| 750   | 1/22/2010 | 0:39:50 | 53.4     | A    | 40-90 | 0:24:58        | 218776.1624           | 51.5             | 77.2             | 61.2            | 58.7            |
| 751   | 1/22/2010 | 0:39:52 | 53       | A    | 40-90 | 0:25:00        | 199526.2315           | 51.5             | 77.2             | 61.2            | 58.7            |
| 752   | 1/22/2010 | 0:39:54 | 52.3     | A    | 40-90 | 0:25:02        | 169824.3652           | 51.5             | 77.2             | 61.2            | 58.7            |
| 753   | 1/22/2010 | 0:39:56 | 52.4     | A    | 40-90 | 0:25:04        | 173780.0829           | 51.5             | 77.2             | 61.2            | 58.7            |
| 754   | 1/22/2010 | 0:39:58 | 52.8     | A    | 40-90 | 0:25:06        | 190546.0718           | 51.5             | 77.2             | 61.2            | 58.7            |
| 755   | 1/22/2010 | 0:40:00 | 53.2     | A    | 40-90 | 0:25:08        | 208929.6131           | 51.5             | 77.2             | 61.2            | 58.7            |
| 756   | 1/22/2010 | 0:40:02 | 53.3     | A    | 40-90 | 0:25:10        | 213796.209            | 51.5             | 77.2             | 61.2            | 58.7            |
| 757   | 1/22/2010 | 0:40:04 | 52.4     | A    | 40-90 | 0:25:12        | 173780.0829           | 51.5             | 77.2             | 61.2            | 58.7            |
| 758   | 1/22/2010 | 0:40:06 | 53.5     | A    | 40-90 | 0:25:14        | 223872.1139           | 51.5             | 77.2             | 61.2            | 58.7            |
| 759   | 1/22/2010 | 0:40:08 | 53.2     | A    | 40-90 | 0:25:16        | 208929.6131           | 51.5             | 77.2             | 61.2            | 58.7            |
| 760   | 1/22/2010 | 0:40:10 | 53.4     | A    | 40-90 | 0:25:18        | 218776.1624           | 51.5             | 77.2             | 61.2            | 58.7            |
| 761   | 1/22/2010 | 0:40:12 | 53.4     | A    | 40-90 | 0:25:20        | 218776.1624           | 51.5             | 77.2             | 61.2            | 58.7            |
| 762   | 1/22/2010 | 0:40:14 | 53       | A    | 40-90 | 0:25:22        | 199526.2315           | 51.5             | 77.2             | 61.2            | 58.7            |
| 763   | 1/22/2010 | 0:40:16 | 52.8     | A    | 40-90 | 0:25:24        | 190546.0718           | 51.5             | 77.2             | 61.2            | 58.7            |
| 764   | 1/22/2010 | 0:40:18 | 54       | A    | 40-90 | 0:25:26        | 251188.6432           | 51.5             | 77.2             | 61.2            | 58.7            |
| 765   | 1/22/2010 | 0:40:20 | 52.7     | A    | 40-90 | 0:25:28        | 186208.7137           | 51.5             | 77.2             | 61.2            | 58.7            |
| 766   | 1/22/2010 | 0:40:22 | 52.4     | A    | 40-90 | 0:25:30        | 173780.0829           | 51.5             | 77.2             | 61.2            | 58.7            |
| 767   | 1/22/2010 | 0:40:24 | 53.2     | A    | 40-90 | 0:25:32        | 208929.6131           | 51.5             | 77.2             | 61.2            | 58.7            |
| 768   | 1/22/2010 | 0:40:26 | 53.4     | A    | 40-90 | 0:25:34        | 218776.1624           | 51.5             | 77.2             | 61.2            | 58.7            |
| 769   | 1/22/2010 | 0:40:28 | 52.6     | A    | 40-90 | 0:25:36        | 181970.0859           | 51.5             | 77.2             | 61.2            | 58.7            |
| 770   | 1/22/2010 | 0:40:30 | 53.6     | A    | 40-90 | 0:25:38        | 229086.7653           | 51.5             | 77.2             | 61.2            | 58.7            |
| 771   | 1/22/2010 | 0:40:32 | 55.3     | A    | 40-90 | 0:25:40        | 338844.1561           | 51.5             | 77.2             | 61.2            | 58.7            |
| 772   | 1/22/2010 | 0:40:34 | 55.5     | A    | 40-90 | 0:25:42        | 354813.3892           | 51.5             | 77.2             | 61.2            | 58.7            |
| 773   | 1/22/2010 | 0:40:36 | 55.9     | A    | 40-90 | 0:25:44        | 389045.145            | 51.5             | 77.2             | 61.2            | 58.7            |
| 774   | 1/22/2010 | 0:40:38 | 54.1     | A    | 40-90 | 0:25:46        | 257039.5783           | 51.5             | 77.2             | 61.2            | 58.7            |
| 775   | 1/22/2010 | 0:40:40 | 52.9     | A    | 40-90 | 0:25:48        | 194984.46             | 51.5             | 77.2             | 61.2            | 58.7            |

## Receiver 2- Night

| Point | Date      | Time    | Pressure | Unit | Scale | Acumulate Time | 10 <sup>^(.1*A)</sup> | L <sub>min</sub> | L <sub>max</sub> | L <sub>10</sub> | L <sub>eq</sub> |
|-------|-----------|---------|----------|------|-------|----------------|-----------------------|------------------|------------------|-----------------|-----------------|
| 776   | 1/22/2010 | 0:40:42 | 52.5     | A    | 40-90 | 0:25:50        | 177827.941            | 51.5             | 77.2             | 61.2            | 58.7            |
| 777   | 1/22/2010 | 0:40:44 | 52.1     | A    | 40-90 | 0:25:52        | 162181.0097           | 51.5             | 77.2             | 61.2            | 58.7            |
| 778   | 1/22/2010 | 0:40:46 | 52.2     | A    | 40-90 | 0:25:54        | 165958.6907           | 51.5             | 77.2             | 61.2            | 58.7            |
| 779   | 1/22/2010 | 0:40:48 | 52.7     | A    | 40-90 | 0:25:56        | 186208.7137           | 51.5             | 77.2             | 61.2            | 58.7            |
| 780   | 1/22/2010 | 0:40:50 | 52.7     | A    | 40-90 | 0:25:58        | 186208.7137           | 51.5             | 77.2             | 61.2            | 58.7            |
| 781   | 1/22/2010 | 0:40:52 | 52.8     | A    | 40-90 | 0:26:00        | 190546.0718           | 51.5             | 77.2             | 61.2            | 58.7            |
| 782   | 1/22/2010 | 0:40:54 | 52.9     | A    | 40-90 | 0:26:02        | 194984.46             | 51.5             | 77.2             | 61.2            | 58.7            |
| 783   | 1/22/2010 | 0:40:56 | 53.5     | A    | 40-90 | 0:26:04        | 223872.1139           | 51.5             | 77.2             | 61.2            | 58.7            |
| 784   | 1/22/2010 | 0:40:58 | 54.7     | A    | 40-90 | 0:26:06        | 295120.9227           | 51.5             | 77.2             | 61.2            | 58.7            |
| 785   | 1/22/2010 | 0:41:00 | 56.1     | A    | 40-90 | 0:26:08        | 407380.2778           | 51.5             | 77.2             | 61.2            | 58.7            |
| 786   | 1/22/2010 | 0:41:02 | 54.2     | A    | 40-90 | 0:26:10        | 263026.7992           | 51.5             | 77.2             | 61.2            | 58.7            |
| 787   | 1/22/2010 | 0:41:04 | 53.6     | A    | 40-90 | 0:26:12        | 229086.7653           | 51.5             | 77.2             | 61.2            | 58.7            |
| 788   | 1/22/2010 | 0:41:06 | 52.9     | A    | 40-90 | 0:26:14        | 194984.46             | 51.5             | 77.2             | 61.2            | 58.7            |
| 789   | 1/22/2010 | 0:41:08 | 53.2     | A    | 40-90 | 0:26:16        | 208929.6131           | 51.5             | 77.2             | 61.2            | 58.7            |
| 790   | 1/22/2010 | 0:41:10 | 53.7     | A    | 40-90 | 0:26:18        | 234422.8815           | 51.5             | 77.2             | 61.2            | 58.7            |
| 791   | 1/22/2010 | 0:41:12 | 54.3     | A    | 40-90 | 0:26:20        | 269153.4804           | 51.5             | 77.2             | 61.2            | 58.7            |
| 792   | 1/22/2010 | 0:41:14 | 54.5     | A    | 40-90 | 0:26:22        | 281838.2931           | 51.5             | 77.2             | 61.2            | 58.7            |
| 793   | 1/22/2010 | 0:41:16 | 54.4     | A    | 40-90 | 0:26:24        | 275422.8703           | 51.5             | 77.2             | 61.2            | 58.7            |
| 794   | 1/22/2010 | 0:41:18 | 52.7     | A    | 40-90 | 0:26:26        | 186208.7137           | 51.5             | 77.2             | 61.2            | 58.7            |
| 795   | 1/22/2010 | 0:41:20 | 52.6     | A    | 40-90 | 0:26:28        | 181970.0859           | 51.5             | 77.2             | 61.2            | 58.7            |
| 796   | 1/22/2010 | 0:41:22 | 54.4     | A    | 40-90 | 0:26:30        | 275422.8703           | 51.5             | 77.2             | 61.2            | 58.7            |
| 797   | 1/22/2010 | 0:41:24 | 54.3     | A    | 40-90 | 0:26:32        | 269153.4804           | 51.5             | 77.2             | 61.2            | 58.7            |
| 798   | 1/22/2010 | 0:41:26 | 54.7     | A    | 40-90 | 0:26:34        | 295120.9227           | 51.5             | 77.2             | 61.2            | 58.7            |
| 799   | 1/22/2010 | 0:41:28 | 56.4     | A    | 40-90 | 0:26:36        | 436515.8322           | 51.5             | 77.2             | 61.2            | 58.7            |
| 800   | 1/22/2010 | 0:41:30 | 57       | A    | 40-90 | 0:26:38        | 501187.2336           | 51.5             | 77.2             | 61.2            | 58.7            |
| 801   | 1/22/2010 | 0:41:32 | 57       | A    | 40-90 | 0:26:40        | 501187.2336           | 51.5             | 77.2             | 61.2            | 58.7            |
| 802   | 1/22/2010 | 0:41:34 | 56.8     | A    | 40-90 | 0:26:42        | 478630.0923           | 51.5             | 77.2             | 61.2            | 58.7            |
| 803   | 1/22/2010 | 0:41:36 | 54.2     | A    | 40-90 | 0:26:44        | 263026.7992           | 51.5             | 77.2             | 61.2            | 58.7            |
| 804   | 1/22/2010 | 0:41:38 | 53.1     | A    | 40-90 | 0:26:46        | 204173.7945           | 51.5             | 77.2             | 61.2            | 58.7            |
| 805   | 1/22/2010 | 0:41:40 | 52.9     | A    | 40-90 | 0:26:48        | 194984.46             | 51.5             | 77.2             | 61.2            | 58.7            |
| 806   | 1/22/2010 | 0:41:42 | 53.4     | A    | 40-90 | 0:26:50        | 218776.1624           | 51.5             | 77.2             | 61.2            | 58.7            |

## Receiver 2- Night

| Point | Date      | Time    | Pressure | Unit | Scale | Acumulate Time | 10 <sup>^</sup> (.1*A) | L <sub>min</sub> | L <sub>max</sub> | L <sub>10</sub> | L <sub>eq</sub> |
|-------|-----------|---------|----------|------|-------|----------------|------------------------|------------------|------------------|-----------------|-----------------|
| 807   | 1/22/2010 | 0:41:44 | 52.9     | A    | 40-90 | 0:26:52        | 194984.46              | 51.5             | 77.2             | 61.2            | 58.7            |
| 808   | 1/22/2010 | 0:41:46 | 52.7     | A    | 40-90 | 0:26:54        | 186208.7137            | 51.5             | 77.2             | 61.2            | 58.7            |
| 809   | 1/22/2010 | 0:41:48 | 53.2     | A    | 40-90 | 0:26:56        | 208929.6131            | 51.5             | 77.2             | 61.2            | 58.7            |
| 810   | 1/22/2010 | 0:41:50 | 53.5     | A    | 40-90 | 0:26:58        | 223872.1139            | 51.5             | 77.2             | 61.2            | 58.7            |
| 811   | 1/22/2010 | 0:41:52 | 53.6     | A    | 40-90 | 0:27:00        | 229086.7653            | 51.5             | 77.2             | 61.2            | 58.7            |
| 812   | 1/22/2010 | 0:41:54 | 53.4     | A    | 40-90 | 0:27:02        | 218776.1624            | 51.5             | 77.2             | 61.2            | 58.7            |
| 813   | 1/22/2010 | 0:41:56 | 53.3     | A    | 40-90 | 0:27:04        | 213796.209             | 51.5             | 77.2             | 61.2            | 58.7            |
| 814   | 1/22/2010 | 0:41:58 | 54.1     | A    | 40-90 | 0:27:06        | 257039.5783            | 51.5             | 77.2             | 61.2            | 58.7            |
| 815   | 1/22/2010 | 0:42:00 | 53.3     | A    | 40-90 | 0:27:08        | 213796.209             | 51.5             | 77.2             | 61.2            | 58.7            |
| 816   | 1/22/2010 | 0:42:02 | 53.5     | A    | 40-90 | 0:27:10        | 223872.1139            | 51.5             | 77.2             | 61.2            | 58.7            |
| 817   | 1/22/2010 | 0:42:04 | 53.9     | A    | 40-90 | 0:27:12        | 245470.8916            | 51.5             | 77.2             | 61.2            | 58.7            |
| 818   | 1/22/2010 | 0:42:06 | 56.3     | A    | 40-90 | 0:27:14        | 426579.5188            | 51.5             | 77.2             | 61.2            | 58.7            |
| 819   | 1/22/2010 | 0:42:08 | 55.5     | A    | 40-90 | 0:27:16        | 354813.3892            | 51.5             | 77.2             | 61.2            | 58.7            |
| 820   | 1/22/2010 | 0:42:10 | 56       | A    | 40-90 | 0:27:18        | 398107.1706            | 51.5             | 77.2             | 61.2            | 58.7            |
| 821   | 1/22/2010 | 0:42:12 | 56.4     | A    | 40-90 | 0:27:20        | 436515.8322            | 51.5             | 77.2             | 61.2            | 58.7            |
| 822   | 1/22/2010 | 0:42:14 | 56.8     | A    | 40-90 | 0:27:22        | 478630.0923            | 51.5             | 77.2             | 61.2            | 58.7            |
| 823   | 1/22/2010 | 0:42:16 | 55.8     | A    | 40-90 | 0:27:24        | 380189.3963            | 51.5             | 77.2             | 61.2            | 58.7            |
| 824   | 1/22/2010 | 0:42:18 | 55       | A    | 40-90 | 0:27:26        | 316227.766             | 51.5             | 77.2             | 61.2            | 58.7            |
| 825   | 1/22/2010 | 0:42:20 | 54.8     | A    | 40-90 | 0:27:28        | 301995.172             | 51.5             | 77.2             | 61.2            | 58.7            |
| 826   | 1/22/2010 | 0:42:22 | 56.5     | A    | 40-90 | 0:27:30        | 446683.5922            | 51.5             | 77.2             | 61.2            | 58.7            |
| 827   | 1/22/2010 | 0:42:24 | 63.3     | A    | 40-90 | 0:27:32        | 2137962.09             | 51.5             | 77.2             | 61.2            | 58.7            |
| 828   | 1/22/2010 | 0:42:26 | 68.7     | A    | 40-90 | 0:27:34        | 7413102.413            | 51.5             | 77.2             | 61.2            | 58.7            |
| 829   | 1/22/2010 | 0:42:28 | 66.9     | A    | 40-90 | 0:27:36        | 4897788.194            | 51.5             | 77.2             | 61.2            | 58.7            |
| 830   | 1/22/2010 | 0:42:30 | 59.9     | A    | 40-90 | 0:27:38        | 977237.221             | 51.5             | 77.2             | 61.2            | 58.7            |
| 831   | 1/22/2010 | 0:42:32 | 56.8     | A    | 40-90 | 0:27:40        | 478630.0923            | 51.5             | 77.2             | 61.2            | 58.7            |
| 832   | 1/22/2010 | 0:42:34 | 56.4     | A    | 40-90 | 0:27:42        | 436515.8322            | 51.5             | 77.2             | 61.2            | 58.7            |
| 833   | 1/22/2010 | 0:42:36 | 54.9     | A    | 40-90 | 0:27:44        | 309029.5433            | 51.5             | 77.2             | 61.2            | 58.7            |
| 834   | 1/22/2010 | 0:42:38 | 55.1     | A    | 40-90 | 0:27:46        | 323593.6569            | 51.5             | 77.2             | 61.2            | 58.7            |
| 835   | 1/22/2010 | 0:42:40 | 53.3     | A    | 40-90 | 0:27:48        | 213796.209             | 51.5             | 77.2             | 61.2            | 58.7            |
| 836   | 1/22/2010 | 0:42:42 | 52.7     | A    | 40-90 | 0:27:50        | 186208.7137            | 51.5             | 77.2             | 61.2            | 58.7            |
| 837   | 1/22/2010 | 0:42:44 | 53.2     | A    | 40-90 | 0:27:52        | 208929.6131            | 51.5             | 77.2             | 61.2            | 58.7            |

## Receiver 2- Night

| Point | Date      | Time    | Pressure | Unit | Scale | Acumulate Time | 10 <sup>^(.1*A)</sup> | L <sub>min</sub> | L <sub>max</sub> | L <sub>10</sub> | L <sub>eq</sub> |
|-------|-----------|---------|----------|------|-------|----------------|-----------------------|------------------|------------------|-----------------|-----------------|
| 838   | 1/22/2010 | 0:42:46 | 59.2     | A    | 40-90 | 0:27:54        | 831763.7711           | 51.5             | 77.2             | 61.2            | 58.7            |
| 839   | 1/22/2010 | 0:42:48 | 57.7     | A    | 40-90 | 0:27:56        | 588843.6554           | 51.5             | 77.2             | 61.2            | 58.7            |
| 840   | 1/22/2010 | 0:42:50 | 56.8     | A    | 40-90 | 0:27:58        | 478630.0923           | 51.5             | 77.2             | 61.2            | 58.7            |
| 841   | 1/22/2010 | 0:42:52 | 57.7     | A    | 40-90 | 0:28:00        | 588843.6554           | 51.5             | 77.2             | 61.2            | 58.7            |
| 842   | 1/22/2010 | 0:42:54 | 56.7     | A    | 40-90 | 0:28:02        | 467735.1413           | 51.5             | 77.2             | 61.2            | 58.7            |
| 843   | 1/22/2010 | 0:42:56 | 56.8     | A    | 40-90 | 0:28:04        | 478630.0923           | 51.5             | 77.2             | 61.2            | 58.7            |
| 844   | 1/22/2010 | 0:42:58 | 56.1     | A    | 40-90 | 0:28:06        | 407380.2778           | 51.5             | 77.2             | 61.2            | 58.7            |
| 845   | 1/22/2010 | 0:43:00 | 55.8     | A    | 40-90 | 0:28:08        | 380189.3963           | 51.5             | 77.2             | 61.2            | 58.7            |
| 846   | 1/22/2010 | 0:43:02 | 59.8     | A    | 40-90 | 0:28:10        | 954992.586            | 51.5             | 77.2             | 61.2            | 58.7            |
| 847   | 1/22/2010 | 0:43:04 | 61.2     | A    | 40-90 | 0:28:12        | 1318256.739           | 51.5             | 77.2             | 61.2            | 58.7            |
| 848   | 1/22/2010 | 0:43:06 | 64.5     | A    | 40-90 | 0:28:14        | 2818382.931           | 51.5             | 77.2             | 61.2            | 58.7            |
| 849   | 1/22/2010 | 0:43:08 | 59.4     | A    | 40-90 | 0:28:16        | 870963.59             | 51.5             | 77.2             | 61.2            | 58.7            |
| 850   | 1/22/2010 | 0:43:10 | 60.2     | A    | 40-90 | 0:28:18        | 1047128.548           | 51.5             | 77.2             | 61.2            | 58.7            |
| 851   | 1/22/2010 | 0:43:12 | 58.8     | A    | 40-90 | 0:28:20        | 758577.575            | 51.5             | 77.2             | 61.2            | 58.7            |
| 852   | 1/22/2010 | 0:43:14 | 56.7     | A    | 40-90 | 0:28:22        | 467735.1413           | 51.5             | 77.2             | 61.2            | 58.7            |
| 853   | 1/22/2010 | 0:43:16 | 56.4     | A    | 40-90 | 0:28:24        | 436515.8322           | 51.5             | 77.2             | 61.2            | 58.7            |
| 854   | 1/22/2010 | 0:43:18 | 56.5     | A    | 40-90 | 0:28:26        | 446683.5922           | 51.5             | 77.2             | 61.2            | 58.7            |
| 855   | 1/22/2010 | 0:43:20 | 57.3     | A    | 40-90 | 0:28:28        | 537031.7964           | 51.5             | 77.2             | 61.2            | 58.7            |
| 856   | 1/22/2010 | 0:43:22 | 55.7     | A    | 40-90 | 0:28:30        | 371535.2291           | 51.5             | 77.2             | 61.2            | 58.7            |
| 857   | 1/22/2010 | 0:43:24 | 56.1     | A    | 40-90 | 0:28:32        | 407380.2778           | 51.5             | 77.2             | 61.2            | 58.7            |
| 858   | 1/22/2010 | 0:43:26 | 60.1     | A    | 40-90 | 0:28:34        | 1023292.992           | 51.5             | 77.2             | 61.2            | 58.7            |
| 859   | 1/22/2010 | 0:43:28 | 55.9     | A    | 40-90 | 0:28:36        | 389045.145            | 51.5             | 77.2             | 61.2            | 58.7            |
| 860   | 1/22/2010 | 0:43:30 | 57.6     | A    | 40-90 | 0:28:38        | 575439.9373           | 51.5             | 77.2             | 61.2            | 58.7            |
| 861   | 1/22/2010 | 0:43:32 | 59       | A    | 40-90 | 0:28:40        | 794328.2347           | 51.5             | 77.2             | 61.2            | 58.7            |
| 862   | 1/22/2010 | 0:43:34 | 62.8     | A    | 40-90 | 0:28:42        | 1905460.718           | 51.5             | 77.2             | 61.2            | 58.7            |
| 863   | 1/22/2010 | 0:43:36 | 61.9     | A    | 40-90 | 0:28:44        | 1548816.619           | 51.5             | 77.2             | 61.2            | 58.7            |
| 864   | 1/22/2010 | 0:43:38 | 60.4     | A    | 40-90 | 0:28:46        | 1096478.196           | 51.5             | 77.2             | 61.2            | 58.7            |
| 865   | 1/22/2010 | 0:43:40 | 59.9     | A    | 40-90 | 0:28:48        | 977237.221            | 51.5             | 77.2             | 61.2            | 58.7            |
| 866   | 1/22/2010 | 0:43:42 | 57.7     | A    | 40-90 | 0:28:50        | 588843.6554           | 51.5             | 77.2             | 61.2            | 58.7            |
| 867   | 1/22/2010 | 0:43:44 | 56.2     | A    | 40-90 | 0:28:52        | 416869.3835           | 51.5             | 77.2             | 61.2            | 58.7            |
| 868   | 1/22/2010 | 0:43:46 | 54.7     | A    | 40-90 | 0:28:54        | 295120.9227           | 51.5             | 77.2             | 61.2            | 58.7            |

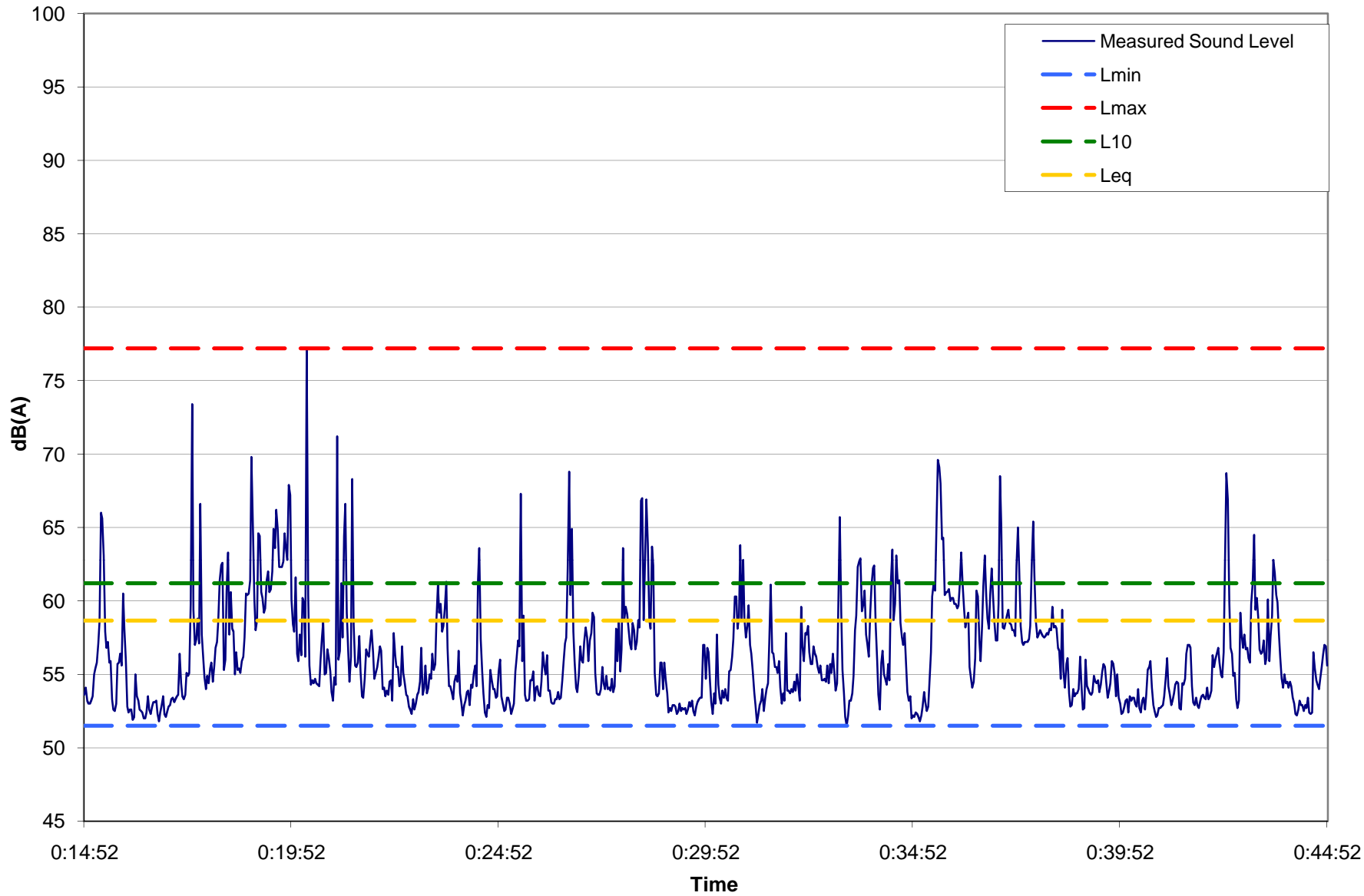
## Receiver 2- Night

| Point | Date      | Time    | Pressure | Unit | Scale | Acumulate Time | 10 <sup>^(.1*A)</sup> | L <sub>min</sub> | L <sub>max</sub> | L <sub>10</sub> | L <sub>eq</sub> |
|-------|-----------|---------|----------|------|-------|----------------|-----------------------|------------------|------------------|-----------------|-----------------|
| 869   | 1/22/2010 | 0:43:48 | 54.1     | A    | 40-90 | 0:28:56        | 257039.5783           | 51.5             | 77.2             | 61.2            | 58.7            |
| 870   | 1/22/2010 | 0:43:50 | 55       | A    | 40-90 | 0:28:58        | 316227.766            | 51.5             | 77.2             | 61.2            | 58.7            |
| 871   | 1/22/2010 | 0:43:52 | 54.4     | A    | 40-90 | 0:29:00        | 275422.8703           | 51.5             | 77.2             | 61.2            | 58.7            |
| 872   | 1/22/2010 | 0:43:54 | 54.5     | A    | 40-90 | 0:29:02        | 281838.2931           | 51.5             | 77.2             | 61.2            | 58.7            |
| 873   | 1/22/2010 | 0:43:56 | 54.1     | A    | 40-90 | 0:29:04        | 257039.5783           | 51.5             | 77.2             | 61.2            | 58.7            |
| 874   | 1/22/2010 | 0:43:58 | 54.5     | A    | 40-90 | 0:29:06        | 281838.2931           | 51.5             | 77.2             | 61.2            | 58.7            |
| 875   | 1/22/2010 | 0:44:00 | 54.2     | A    | 40-90 | 0:29:08        | 263026.7992           | 51.5             | 77.2             | 61.2            | 58.7            |
| 876   | 1/22/2010 | 0:44:02 | 53.4     | A    | 40-90 | 0:29:10        | 218776.1624           | 51.5             | 77.2             | 61.2            | 58.7            |
| 877   | 1/22/2010 | 0:44:04 | 53       | A    | 40-90 | 0:29:12        | 199526.2315           | 51.5             | 77.2             | 61.2            | 58.7            |
| 878   | 1/22/2010 | 0:44:06 | 52.3     | A    | 40-90 | 0:29:14        | 169824.3652           | 51.5             | 77.2             | 61.2            | 58.7            |
| 879   | 1/22/2010 | 0:44:08 | 52.2     | A    | 40-90 | 0:29:16        | 165958.6907           | 51.5             | 77.2             | 61.2            | 58.7            |
| 880   | 1/22/2010 | 0:44:10 | 52.6     | A    | 40-90 | 0:29:18        | 181970.0859           | 51.5             | 77.2             | 61.2            | 58.7            |
| 881   | 1/22/2010 | 0:44:12 | 53.2     | A    | 40-90 | 0:29:20        | 208929.6131           | 51.5             | 77.2             | 61.2            | 58.7            |
| 882   | 1/22/2010 | 0:44:14 | 52.9     | A    | 40-90 | 0:29:22        | 194984.46             | 51.5             | 77.2             | 61.2            | 58.7            |
| 883   | 1/22/2010 | 0:44:16 | 52.9     | A    | 40-90 | 0:29:24        | 194984.46             | 51.5             | 77.2             | 61.2            | 58.7            |
| 884   | 1/22/2010 | 0:44:18 | 52.5     | A    | 40-90 | 0:29:26        | 177827.941            | 51.5             | 77.2             | 61.2            | 58.7            |
| 885   | 1/22/2010 | 0:44:20 | 52.9     | A    | 40-90 | 0:29:28        | 194984.46             | 51.5             | 77.2             | 61.2            | 58.7            |
| 886   | 1/22/2010 | 0:44:22 | 52.7     | A    | 40-90 | 0:29:30        | 186208.7137           | 51.5             | 77.2             | 61.2            | 58.7            |
| 887   | 1/22/2010 | 0:44:24 | 53.4     | A    | 40-90 | 0:29:32        | 218776.1624           | 51.5             | 77.2             | 61.2            | 58.7            |
| 888   | 1/22/2010 | 0:44:26 | 52.4     | A    | 40-90 | 0:29:34        | 173780.0829           | 51.5             | 77.2             | 61.2            | 58.7            |
| 889   | 1/22/2010 | 0:44:28 | 52.3     | A    | 40-90 | 0:29:36        | 169824.3652           | 51.5             | 77.2             | 61.2            | 58.7            |
| 890   | 1/22/2010 | 0:44:30 | 52.4     | A    | 40-90 | 0:29:38        | 173780.0829           | 51.5             | 77.2             | 61.2            | 58.7            |
| 891   | 1/22/2010 | 0:44:32 | 56.5     | A    | 40-90 | 0:29:40        | 446683.5922           | 51.5             | 77.2             | 61.2            | 58.7            |
| 892   | 1/22/2010 | 0:44:34 | 55.4     | A    | 40-90 | 0:29:42        | 346736.8505           | 51.5             | 77.2             | 61.2            | 58.7            |
| 893   | 1/22/2010 | 0:44:36 | 54.6     | A    | 40-90 | 0:29:44        | 288403.1503           | 51.5             | 77.2             | 61.2            | 58.7            |
| 894   | 1/22/2010 | 0:44:38 | 54.3     | A    | 40-90 | 0:29:46        | 269153.4804           | 51.5             | 77.2             | 61.2            | 58.7            |
| 895   | 1/22/2010 | 0:44:40 | 54       | A    | 40-90 | 0:29:48        | 251188.6432           | 51.5             | 77.2             | 61.2            | 58.7            |
| 896   | 1/22/2010 | 0:44:42 | 54.7     | A    | 40-90 | 0:29:50        | 295120.9227           | 51.5             | 77.2             | 61.2            | 58.7            |
| 897   | 1/22/2010 | 0:44:44 | 55.5     | A    | 40-90 | 0:29:52        | 354813.3892           | 51.5             | 77.2             | 61.2            | 58.7            |
| 898   | 1/22/2010 | 0:44:46 | 56.4     | A    | 40-90 | 0:29:54        | 436515.8322           | 51.5             | 77.2             | 61.2            | 58.7            |
| 899   | 1/22/2010 | 0:44:48 | 57       | A    | 40-90 | 0:29:56        | 501187.2336           | 51.5             | 77.2             | 61.2            | 58.7            |

Receiver 2- Night

| Point      | Date      | Time    | Pressure | Unit | Scale | Acumulate Time | 10 <sup>^(.1*A)</sup> | L <sub>min</sub> | L <sub>max</sub> | L <sub>10</sub> | L <sub>eq</sub> |
|------------|-----------|---------|----------|------|-------|----------------|-----------------------|------------------|------------------|-----------------|-----------------|
| 900        | 1/22/2010 | 0:44:50 | 56.9     | A    | 40-90 | 0:29:58        | 489778.8194           | 51.5             | 77.2             | 61.2            | 58.7            |
| 901        | 1/22/2010 | 0:44:52 | 55.6     | A    | 40-90 | 0:30:00        | 363078.0548           | 51.5             | 77.2             | 61.2            | 58.7            |
| <b>SUM</b> |           |         |          |      |       |                | 675030165.1           |                  |                  |                 |                 |

| Lmin | Lmax | L10  | Leq  |
|------|------|------|------|
| 51.5 | 77.2 | 61.2 | 58.7 |



## Receiver 4- Day

| Point | Date      | Time     | Pressure | Unit | Scale | Acumulate Time | 10^(1*A)    | L <sub>min</sub> | L <sub>max</sub> | L <sub>10</sub> | L <sub>eq</sub> |
|-------|-----------|----------|----------|------|-------|----------------|-------------|------------------|------------------|-----------------|-----------------|
| 1     | 1/22/2010 | 20:56:20 | 78.9     | A    | 40-90 | 0:00:00        | 77624711.66 | 57.7             | 91.9             | 78.3            | 74.1            |
| 2     | 1/22/2010 | 20:56:22 | 68.3     | A    | 40-90 | 0:00:02        | 6760829.754 | 57.7             | 91.9             | 78.3            | 74.1            |
| 3     | 1/22/2010 | 20:56:24 | 61.8     | A    | 40-90 | 0:00:04        | 1513561.248 | 57.7             | 91.9             | 78.3            | 74.1            |
| 4     | 1/22/2010 | 20:56:26 | 60.8     | A    | 40-90 | 0:00:06        | 1202264.435 | 57.7             | 91.9             | 78.3            | 74.1            |
| 5     | 1/22/2010 | 20:56:28 | 60.2     | A    | 40-90 | 0:00:08        | 1047128.548 | 57.7             | 91.9             | 78.3            | 74.1            |
| 6     | 1/22/2010 | 20:56:30 | 59.2     | A    | 40-90 | 0:00:10        | 831763.7711 | 57.7             | 91.9             | 78.3            | 74.1            |
| 7     | 1/22/2010 | 20:56:32 | 62.4     | A    | 40-90 | 0:00:12        | 1737800.829 | 57.7             | 91.9             | 78.3            | 74.1            |
| 8     | 1/22/2010 | 20:56:34 | 78       | A    | 40-90 | 0:00:14        | 63095734.45 | 57.7             | 91.9             | 78.3            | 74.1            |
| 9     | 1/22/2010 | 20:56:36 | 65.1     | A    | 40-90 | 0:00:16        | 3235936.569 | 57.7             | 91.9             | 78.3            | 74.1            |
| 10    | 1/22/2010 | 20:56:38 | 61.7     | A    | 40-90 | 0:00:18        | 1479108.388 | 57.7             | 91.9             | 78.3            | 74.1            |
| 11    | 1/22/2010 | 20:56:40 | 65       | A    | 40-90 | 0:00:20        | 3162277.66  | 57.7             | 91.9             | 78.3            | 74.1            |
| 12    | 1/22/2010 | 20:56:42 | 77.1     | A    | 40-90 | 0:00:22        | 51286138.4  | 57.7             | 91.9             | 78.3            | 74.1            |
| 13    | 1/22/2010 | 20:56:44 | 66.2     | A    | 40-90 | 0:00:24        | 4168693.835 | 57.7             | 91.9             | 78.3            | 74.1            |
| 14    | 1/22/2010 | 20:56:46 | 70.3     | A    | 40-90 | 0:00:26        | 10715193.05 | 57.7             | 91.9             | 78.3            | 74.1            |
| 15    | 1/22/2010 | 20:56:48 | 74.4     | A    | 40-90 | 0:00:28        | 27542287.03 | 57.7             | 91.9             | 78.3            | 74.1            |
| 16    | 1/22/2010 | 20:56:50 | 73.5     | A    | 40-90 | 0:00:30        | 22387211.39 | 57.7             | 91.9             | 78.3            | 74.1            |
| 17    | 1/22/2010 | 20:56:52 | 79       | A    | 40-90 | 0:00:32        | 79432823.47 | 57.7             | 91.9             | 78.3            | 74.1            |
| 18    | 1/22/2010 | 20:56:54 | 73.7     | A    | 40-90 | 0:00:34        | 23442288.15 | 57.7             | 91.9             | 78.3            | 74.1            |
| 19    | 1/22/2010 | 20:56:56 | 71.1     | A    | 40-90 | 0:00:36        | 12882495.52 | 57.7             | 91.9             | 78.3            | 74.1            |
| 20    | 1/22/2010 | 20:56:58 | 67.2     | A    | 40-90 | 0:00:38        | 5248074.602 | 57.7             | 91.9             | 78.3            | 74.1            |
| 21    | 1/22/2010 | 20:57:00 | 76.1     | A    | 40-90 | 0:00:40        | 40738027.78 | 57.7             | 91.9             | 78.3            | 74.1            |
| 22    | 1/22/2010 | 20:57:02 | 69.2     | A    | 40-90 | 0:00:42        | 8317637.711 | 57.7             | 91.9             | 78.3            | 74.1            |
| 23    | 1/22/2010 | 20:57:04 | 67.7     | A    | 40-90 | 0:00:44        | 5888436.554 | 57.7             | 91.9             | 78.3            | 74.1            |
| 24    | 1/22/2010 | 20:57:06 | 67.9     | A    | 40-90 | 0:00:46        | 6165950.019 | 57.7             | 91.9             | 78.3            | 74.1            |
| 25    | 1/22/2010 | 20:57:08 | 60.3     | A    | 40-90 | 0:00:48        | 1071519.305 | 57.7             | 91.9             | 78.3            | 74.1            |
| 26    | 1/22/2010 | 20:57:10 | 59.1     | A    | 40-90 | 0:00:50        | 812830.5162 | 57.7             | 91.9             | 78.3            | 74.1            |
| 27    | 1/22/2010 | 20:57:12 | 59       | A    | 40-90 | 0:00:52        | 794328.2347 | 57.7             | 91.9             | 78.3            | 74.1            |
| 28    | 1/22/2010 | 20:57:14 | 59.4     | A    | 40-90 | 0:00:54        | 870963.59   | 57.7             | 91.9             | 78.3            | 74.1            |
| 29    | 1/22/2010 | 20:57:16 | 58.2     | A    | 40-90 | 0:00:56        | 660693.448  | 57.7             | 91.9             | 78.3            | 74.1            |
| 30    | 1/22/2010 | 20:57:18 | 58.9     | A    | 40-90 | 0:00:58        | 776247.1166 | 57.7             | 91.9             | 78.3            | 74.1            |
| 31    | 1/22/2010 | 20:57:20 | 58.7     | A    | 40-90 | 0:01:00        | 741310.2413 | 57.7             | 91.9             | 78.3            | 74.1            |



## Receiver 4- Day

| Point | Date      | Time     | Pressure | Unit | Scale | Acumulate Time | 10^(.1*A)   | L <sub>min</sub> | L <sub>max</sub> | L <sub>10</sub> | L <sub>eq</sub> |
|-------|-----------|----------|----------|------|-------|----------------|-------------|------------------|------------------|-----------------|-----------------|
| 32    | 1/22/2010 | 20:57:22 | 61.7     | A    | 40-90 | 0:01:02        | 1479108.388 | 57.7             | 91.9             | 78.3            | 74.1            |
| 33    | 1/22/2010 | 20:57:24 | 65.6     | A    | 40-90 | 0:01:04        | 3630780.548 | 57.7             | 91.9             | 78.3            | 74.1            |
| 34    | 1/22/2010 | 20:57:26 | 69.7     | A    | 40-90 | 0:01:06        | 9332543.008 | 57.7             | 91.9             | 78.3            | 74.1            |
| 35    | 1/22/2010 | 20:57:28 | 61       | A    | 40-90 | 0:01:08        | 1258925.412 | 57.7             | 91.9             | 78.3            | 74.1            |
| 36    | 1/22/2010 | 20:57:30 | 60.5     | A    | 40-90 | 0:01:10        | 1122018.454 | 57.7             | 91.9             | 78.3            | 74.1            |
| 37    | 1/22/2010 | 20:57:32 | 80.7     | A    | 40-90 | 0:01:12        | 117489755.5 | 57.7             | 91.9             | 78.3            | 74.1            |
| 38    | 1/22/2010 | 20:57:34 | 79       | A    | 40-90 | 0:01:14        | 79432823.47 | 57.7             | 91.9             | 78.3            | 74.1            |
| 39    | 1/22/2010 | 20:57:36 | 69.6     | A    | 40-90 | 0:01:16        | 9120108.394 | 57.7             | 91.9             | 78.3            | 74.1            |
| 40    | 1/22/2010 | 20:57:38 | 79.6     | A    | 40-90 | 0:01:18        | 91201083.94 | 57.7             | 91.9             | 78.3            | 74.1            |
| 41    | 1/22/2010 | 20:57:40 | 71.8     | A    | 40-90 | 0:01:20        | 15135612.48 | 57.7             | 91.9             | 78.3            | 74.1            |
| 42    | 1/22/2010 | 20:57:42 | 61.9     | A    | 40-90 | 0:01:22        | 1548816.619 | 57.7             | 91.9             | 78.3            | 74.1            |
| 43    | 1/22/2010 | 20:57:44 | 58.9     | A    | 40-90 | 0:01:24        | 776247.1166 | 57.7             | 91.9             | 78.3            | 74.1            |
| 44    | 1/22/2010 | 20:57:46 | 58.1     | A    | 40-90 | 0:01:26        | 645654.229  | 57.7             | 91.9             | 78.3            | 74.1            |
| 45    | 1/22/2010 | 20:57:48 | 57.7     | A    | 40-90 | 0:01:28        | 588843.6554 | 57.7             | 91.9             | 78.3            | 74.1            |
| 46    | 1/22/2010 | 20:57:50 | 61       | A    | 40-90 | 0:01:30        | 1258925.412 | 57.7             | 91.9             | 78.3            | 74.1            |
| 47    | 1/22/2010 | 20:57:52 | 77.4     | A    | 40-90 | 0:01:32        | 54954087.39 | 57.7             | 91.9             | 78.3            | 74.1            |
| 48    | 1/22/2010 | 20:57:54 | 80.3     | A    | 40-90 | 0:01:34        | 107151930.5 | 57.7             | 91.9             | 78.3            | 74.1            |
| 49    | 1/22/2010 | 20:57:56 | 79.9     | A    | 40-90 | 0:01:36        | 97723722.1  | 57.7             | 91.9             | 78.3            | 74.1            |
| 50    | 1/22/2010 | 20:57:58 | 77.7     | A    | 40-90 | 0:01:38        | 58884365.54 | 57.7             | 91.9             | 78.3            | 74.1            |
| 51    | 1/22/2010 | 20:58:00 | 67.9     | A    | 40-90 | 0:01:40        | 6165950.019 | 57.7             | 91.9             | 78.3            | 74.1            |
| 52    | 1/22/2010 | 20:58:02 | 72.9     | A    | 40-90 | 0:01:42        | 19498446    | 57.7             | 91.9             | 78.3            | 74.1            |
| 53    | 1/22/2010 | 20:58:04 | 66.2     | A    | 40-90 | 0:01:44        | 4168693.835 | 57.7             | 91.9             | 78.3            | 74.1            |
| 54    | 1/22/2010 | 20:58:06 | 65.1     | A    | 40-90 | 0:01:46        | 3235936.569 | 57.7             | 91.9             | 78.3            | 74.1            |
| 55    | 1/22/2010 | 20:58:08 | 73.4     | A    | 40-90 | 0:01:48        | 21877616.24 | 57.7             | 91.9             | 78.3            | 74.1            |
| 56    | 1/22/2010 | 20:58:10 | 71.9     | A    | 40-90 | 0:01:50        | 15488166.19 | 57.7             | 91.9             | 78.3            | 74.1            |
| 57    | 1/22/2010 | 20:58:12 | 75.8     | A    | 40-90 | 0:01:52        | 38018939.63 | 57.7             | 91.9             | 78.3            | 74.1            |
| 58    | 1/22/2010 | 20:58:14 | 79.8     | A    | 40-90 | 0:01:54        | 95499258.6  | 57.7             | 91.9             | 78.3            | 74.1            |
| 59    | 1/22/2010 | 20:58:16 | 71.5     | A    | 40-90 | 0:01:56        | 14125375.45 | 57.7             | 91.9             | 78.3            | 74.1            |
| 60    | 1/22/2010 | 20:58:18 | 78.5     | A    | 40-90 | 0:01:58        | 70794578.44 | 57.7             | 91.9             | 78.3            | 74.1            |
| 61    | 1/22/2010 | 20:58:20 | 70       | A    | 40-90 | 0:02:00        | 10000000    | 57.7             | 91.9             | 78.3            | 74.1            |
| 62    | 1/22/2010 | 20:58:22 | 62.6     | A    | 40-90 | 0:02:02        | 1819700.859 | 57.7             | 91.9             | 78.3            | 74.1            |

## Receiver 4- Day

| Point | Date      | Time     | Pressure | Unit | Scale | Acumulate Time | 10^(1*A)    | L <sub>min</sub> | L <sub>max</sub> | L <sub>10</sub> | L <sub>eq</sub> |
|-------|-----------|----------|----------|------|-------|----------------|-------------|------------------|------------------|-----------------|-----------------|
| 63    | 1/22/2010 | 20:58:24 | 59.7     | A    | 40-90 | 0:02:04        | 933254.3008 | 57.7             | 91.9             | 78.3            | 74.1            |
| 64    | 1/22/2010 | 20:58:26 | 60.6     | A    | 40-90 | 0:02:06        | 1148153.621 | 57.7             | 91.9             | 78.3            | 74.1            |
| 65    | 1/22/2010 | 20:58:28 | 61.9     | A    | 40-90 | 0:02:08        | 1548816.619 | 57.7             | 91.9             | 78.3            | 74.1            |
| 66    | 1/22/2010 | 20:58:30 | 68.5     | A    | 40-90 | 0:02:10        | 7079457.844 | 57.7             | 91.9             | 78.3            | 74.1            |
| 67    | 1/22/2010 | 20:58:32 | 83.5     | A    | 40-90 | 0:02:12        | 223872113.9 | 57.7             | 91.9             | 78.3            | 74.1            |
| 68    | 1/22/2010 | 20:58:34 | 67.2     | A    | 40-90 | 0:02:14        | 5248074.602 | 57.7             | 91.9             | 78.3            | 74.1            |
| 69    | 1/22/2010 | 20:58:36 | 62.4     | A    | 40-90 | 0:02:16        | 1737800.829 | 57.7             | 91.9             | 78.3            | 74.1            |
| 70    | 1/22/2010 | 20:58:38 | 61.5     | A    | 40-90 | 0:02:18        | 1412537.545 | 57.7             | 91.9             | 78.3            | 74.1            |
| 71    | 1/22/2010 | 20:58:40 | 59.8     | A    | 40-90 | 0:02:20        | 954992.586  | 57.7             | 91.9             | 78.3            | 74.1            |
| 72    | 1/22/2010 | 20:58:42 | 60       | A    | 40-90 | 0:02:22        | 1000000     | 57.7             | 91.9             | 78.3            | 74.1            |
| 73    | 1/22/2010 | 20:58:44 | 59.9     | A    | 40-90 | 0:02:24        | 977237.221  | 57.7             | 91.9             | 78.3            | 74.1            |
| 74    | 1/22/2010 | 20:58:46 | 71.2     | A    | 40-90 | 0:02:26        | 13182567.39 | 57.7             | 91.9             | 78.3            | 74.1            |
| 75    | 1/22/2010 | 20:58:48 | 69.4     | A    | 40-90 | 0:02:28        | 8709635.9   | 57.7             | 91.9             | 78.3            | 74.1            |
| 76    | 1/22/2010 | 20:58:50 | 62.3     | A    | 40-90 | 0:02:30        | 1698243.652 | 57.7             | 91.9             | 78.3            | 74.1            |
| 77    | 1/22/2010 | 20:58:52 | 60.9     | A    | 40-90 | 0:02:32        | 1230268.771 | 57.7             | 91.9             | 78.3            | 74.1            |
| 78    | 1/22/2010 | 20:58:54 | 61.2     | A    | 40-90 | 0:02:34        | 1318256.739 | 57.7             | 91.9             | 78.3            | 74.1            |
| 79    | 1/22/2010 | 20:58:56 | 76.8     | A    | 40-90 | 0:02:36        | 47863009.23 | 57.7             | 91.9             | 78.3            | 74.1            |
| 80    | 1/22/2010 | 20:58:58 | 76.7     | A    | 40-90 | 0:02:38        | 46773514.13 | 57.7             | 91.9             | 78.3            | 74.1            |
| 81    | 1/22/2010 | 20:59:00 | 80.6     | A    | 40-90 | 0:02:40        | 114815362.1 | 57.7             | 91.9             | 78.3            | 74.1            |
| 82    | 1/22/2010 | 20:59:02 | 65.7     | A    | 40-90 | 0:02:42        | 3715352.291 | 57.7             | 91.9             | 78.3            | 74.1            |
| 83    | 1/22/2010 | 20:59:04 | 62.2     | A    | 40-90 | 0:02:44        | 1659586.907 | 57.7             | 91.9             | 78.3            | 74.1            |
| 84    | 1/22/2010 | 20:59:06 | 61.2     | A    | 40-90 | 0:02:46        | 1318256.739 | 57.7             | 91.9             | 78.3            | 74.1            |
| 85    | 1/22/2010 | 20:59:08 | 59.4     | A    | 40-90 | 0:02:48        | 870963.59   | 57.7             | 91.9             | 78.3            | 74.1            |
| 86    | 1/22/2010 | 20:59:10 | 58.8     | A    | 40-90 | 0:02:50        | 758577.575  | 57.7             | 91.9             | 78.3            | 74.1            |
| 87    | 1/22/2010 | 20:59:12 | 59.4     | A    | 40-90 | 0:02:52        | 870963.59   | 57.7             | 91.9             | 78.3            | 74.1            |
| 88    | 1/22/2010 | 20:59:14 | 60       | A    | 40-90 | 0:02:54        | 1000000     | 57.7             | 91.9             | 78.3            | 74.1            |
| 89    | 1/22/2010 | 20:59:16 | 60.8     | A    | 40-90 | 0:02:56        | 1202264.435 | 57.7             | 91.9             | 78.3            | 74.1            |
| 90    | 1/22/2010 | 20:59:18 | 64.4     | A    | 40-90 | 0:02:58        | 2754228.703 | 57.7             | 91.9             | 78.3            | 74.1            |
| 91    | 1/22/2010 | 20:59:20 | 76       | A    | 40-90 | 0:03:00        | 39810717.06 | 57.7             | 91.9             | 78.3            | 74.1            |
| 92    | 1/22/2010 | 20:59:22 | 68.3     | A    | 40-90 | 0:03:02        | 6760829.754 | 57.7             | 91.9             | 78.3            | 74.1            |
| 93    | 1/22/2010 | 20:59:24 | 69.1     | A    | 40-90 | 0:03:04        | 8128305.162 | 57.7             | 91.9             | 78.3            | 74.1            |

## Receiver 4- Day

| Point | Date      | Time     | Pressure | Unit | Scale | Acumulate Time | 10^(1*A)    | L <sub>min</sub> | L <sub>max</sub> | L <sub>10</sub> | L <sub>eq</sub> |
|-------|-----------|----------|----------|------|-------|----------------|-------------|------------------|------------------|-----------------|-----------------|
| 94    | 1/22/2010 | 20:59:26 | 61.2     | A    | 40-90 | 0:03:06        | 1318256.739 | 57.7             | 91.9             | 78.3            | 74.1            |
| 95    | 1/22/2010 | 20:59:28 | 59.8     | A    | 40-90 | 0:03:08        | 954992.586  | 57.7             | 91.9             | 78.3            | 74.1            |
| 96    | 1/22/2010 | 20:59:30 | 58.6     | A    | 40-90 | 0:03:10        | 724435.9601 | 57.7             | 91.9             | 78.3            | 74.1            |
| 97    | 1/22/2010 | 20:59:32 | 58.8     | A    | 40-90 | 0:03:12        | 758577.575  | 57.7             | 91.9             | 78.3            | 74.1            |
| 98    | 1/22/2010 | 20:59:34 | 60.1     | A    | 40-90 | 0:03:14        | 1023292.992 | 57.7             | 91.9             | 78.3            | 74.1            |
| 99    | 1/22/2010 | 20:59:36 | 60.1     | A    | 40-90 | 0:03:16        | 1023292.992 | 57.7             | 91.9             | 78.3            | 74.1            |
| 100   | 1/22/2010 | 20:59:38 | 63       | A    | 40-90 | 0:03:18        | 1995262.315 | 57.7             | 91.9             | 78.3            | 74.1            |
| 101   | 1/22/2010 | 20:59:40 | 85.3     | A    | 40-90 | 0:03:20        | 338844156.1 | 57.7             | 91.9             | 78.3            | 74.1            |
| 102   | 1/22/2010 | 20:59:42 | 74.4     | A    | 40-90 | 0:03:22        | 27542287.03 | 57.7             | 91.9             | 78.3            | 74.1            |
| 103   | 1/22/2010 | 20:59:44 | 66.7     | A    | 40-90 | 0:03:24        | 4677351.413 | 57.7             | 91.9             | 78.3            | 74.1            |
| 104   | 1/22/2010 | 20:59:46 | 65       | A    | 40-90 | 0:03:26        | 3162277.66  | 57.7             | 91.9             | 78.3            | 74.1            |
| 105   | 1/22/2010 | 20:59:48 | 80.5     | A    | 40-90 | 0:03:28        | 112201845.4 | 57.7             | 91.9             | 78.3            | 74.1            |
| 106   | 1/22/2010 | 20:59:50 | 65.8     | A    | 40-90 | 0:03:30        | 3801893.963 | 57.7             | 91.9             | 78.3            | 74.1            |
| 107   | 1/22/2010 | 20:59:52 | 70.9     | A    | 40-90 | 0:03:32        | 12302687.71 | 57.7             | 91.9             | 78.3            | 74.1            |
| 108   | 1/22/2010 | 20:59:54 | 72.9     | A    | 40-90 | 0:03:34        | 19498446    | 57.7             | 91.9             | 78.3            | 74.1            |
| 109   | 1/22/2010 | 20:59:56 | 75.6     | A    | 40-90 | 0:03:36        | 36307805.48 | 57.7             | 91.9             | 78.3            | 74.1            |
| 110   | 1/22/2010 | 20:59:58 | 72.7     | A    | 40-90 | 0:03:38        | 18620871.37 | 57.7             | 91.9             | 78.3            | 74.1            |
| 111   | 1/22/2010 | 21:00:00 | 76.1     | A    | 40-90 | 0:03:40        | 40738027.78 | 57.7             | 91.9             | 78.3            | 74.1            |
| 112   | 1/22/2010 | 21:00:02 | 68.7     | A    | 40-90 | 0:03:42        | 7413102.413 | 57.7             | 91.9             | 78.3            | 74.1            |
| 113   | 1/22/2010 | 21:00:04 | 62.2     | A    | 40-90 | 0:03:44        | 1659586.907 | 57.7             | 91.9             | 78.3            | 74.1            |
| 114   | 1/22/2010 | 21:00:06 | 61.4     | A    | 40-90 | 0:03:46        | 1380384.265 | 57.7             | 91.9             | 78.3            | 74.1            |
| 115   | 1/22/2010 | 21:00:08 | 63       | A    | 40-90 | 0:03:48        | 1995262.315 | 57.7             | 91.9             | 78.3            | 74.1            |
| 116   | 1/22/2010 | 21:00:10 | 64.8     | A    | 40-90 | 0:03:50        | 3019951.72  | 57.7             | 91.9             | 78.3            | 74.1            |
| 117   | 1/22/2010 | 21:00:12 | 71.3     | A    | 40-90 | 0:03:52        | 13489628.83 | 57.7             | 91.9             | 78.3            | 74.1            |
| 118   | 1/22/2010 | 21:00:14 | 79.5     | A    | 40-90 | 0:03:54        | 89125093.81 | 57.7             | 91.9             | 78.3            | 74.1            |
| 119   | 1/22/2010 | 21:00:16 | 73       | A    | 40-90 | 0:03:56        | 19952623.15 | 57.7             | 91.9             | 78.3            | 74.1            |
| 120   | 1/22/2010 | 21:00:18 | 65.1     | A    | 40-90 | 0:03:58        | 3235936.569 | 57.7             | 91.9             | 78.3            | 74.1            |
| 121   | 1/22/2010 | 21:00:20 | 66.7     | A    | 40-90 | 0:04:00        | 4677351.413 | 57.7             | 91.9             | 78.3            | 74.1            |
| 122   | 1/22/2010 | 21:00:22 | 75.3     | A    | 40-90 | 0:04:02        | 33884415.61 | 57.7             | 91.9             | 78.3            | 74.1            |
| 123   | 1/22/2010 | 21:00:24 | 65.4     | A    | 40-90 | 0:04:04        | 3467368.505 | 57.7             | 91.9             | 78.3            | 74.1            |
| 124   | 1/22/2010 | 21:00:26 | 68.6     | A    | 40-90 | 0:04:06        | 7244359.601 | 57.7             | 91.9             | 78.3            | 74.1            |

## Receiver 4- Day

| Point | Date      | Time     | Pressure | Unit | Scale | Acumulate Time | 10^(.1*A)   | L <sub>min</sub> | L <sub>max</sub> | L <sub>10</sub> | L <sub>eq</sub> |
|-------|-----------|----------|----------|------|-------|----------------|-------------|------------------|------------------|-----------------|-----------------|
| 125   | 1/22/2010 | 21:00:28 | 74.6     | A    | 40-90 | 0:04:08        | 28840315.03 | 57.7             | 91.9             | 78.3            | 74.1            |
| 126   | 1/22/2010 | 21:00:30 | 67.4     | A    | 40-90 | 0:04:10        | 5495408.739 | 57.7             | 91.9             | 78.3            | 74.1            |
| 127   | 1/22/2010 | 21:00:32 | 78.4     | A    | 40-90 | 0:04:12        | 69183097.09 | 57.7             | 91.9             | 78.3            | 74.1            |
| 128   | 1/22/2010 | 21:00:34 | 72.5     | A    | 40-90 | 0:04:14        | 17782794.1  | 57.7             | 91.9             | 78.3            | 74.1            |
| 129   | 1/22/2010 | 21:00:36 | 74.1     | A    | 40-90 | 0:04:16        | 25703957.83 | 57.7             | 91.9             | 78.3            | 74.1            |
| 130   | 1/22/2010 | 21:00:38 | 68.6     | A    | 40-90 | 0:04:18        | 7244359.601 | 57.7             | 91.9             | 78.3            | 74.1            |
| 131   | 1/22/2010 | 21:00:40 | 75.7     | A    | 40-90 | 0:04:20        | 37153522.91 | 57.7             | 91.9             | 78.3            | 74.1            |
| 132   | 1/22/2010 | 21:00:42 | 75.5     | A    | 40-90 | 0:04:22        | 35481338.92 | 57.7             | 91.9             | 78.3            | 74.1            |
| 133   | 1/22/2010 | 21:00:44 | 69.1     | A    | 40-90 | 0:04:24        | 8128305.162 | 57.7             | 91.9             | 78.3            | 74.1            |
| 134   | 1/22/2010 | 21:00:46 | 83.6     | A    | 40-90 | 0:04:26        | 229086765.3 | 57.7             | 91.9             | 78.3            | 74.1            |
| 135   | 1/22/2010 | 21:00:48 | 73.5     | A    | 40-90 | 0:04:28        | 22387211.39 | 57.7             | 91.9             | 78.3            | 74.1            |
| 136   | 1/22/2010 | 21:00:50 | 76.5     | A    | 40-90 | 0:04:30        | 44668359.22 | 57.7             | 91.9             | 78.3            | 74.1            |
| 137   | 1/22/2010 | 21:00:52 | 67.5     | A    | 40-90 | 0:04:32        | 5623413.252 | 57.7             | 91.9             | 78.3            | 74.1            |
| 138   | 1/22/2010 | 21:00:54 | 79.8     | A    | 40-90 | 0:04:34        | 95499258.6  | 57.7             | 91.9             | 78.3            | 74.1            |
| 139   | 1/22/2010 | 21:00:56 | 75.2     | A    | 40-90 | 0:04:36        | 33113112.15 | 57.7             | 91.9             | 78.3            | 74.1            |
| 140   | 1/22/2010 | 21:00:58 | 68.6     | A    | 40-90 | 0:04:38        | 7244359.601 | 57.7             | 91.9             | 78.3            | 74.1            |
| 141   | 1/22/2010 | 21:01:00 | 67.2     | A    | 40-90 | 0:04:40        | 5248074.602 | 57.7             | 91.9             | 78.3            | 74.1            |
| 142   | 1/22/2010 | 21:01:02 | 78.3     | A    | 40-90 | 0:04:42        | 67608297.54 | 57.7             | 91.9             | 78.3            | 74.1            |
| 143   | 1/22/2010 | 21:01:04 | 67.6     | A    | 40-90 | 0:04:44        | 5754399.373 | 57.7             | 91.9             | 78.3            | 74.1            |
| 144   | 1/22/2010 | 21:01:06 | 75.2     | A    | 40-90 | 0:04:46        | 33113112.15 | 57.7             | 91.9             | 78.3            | 74.1            |
| 145   | 1/22/2010 | 21:01:08 | 71       | A    | 40-90 | 0:04:48        | 12589254.12 | 57.7             | 91.9             | 78.3            | 74.1            |
| 146   | 1/22/2010 | 21:01:10 | 72.8     | A    | 40-90 | 0:04:50        | 19054607.18 | 57.7             | 91.9             | 78.3            | 74.1            |
| 147   | 1/22/2010 | 21:01:12 | 69.3     | A    | 40-90 | 0:04:52        | 8511380.382 | 57.7             | 91.9             | 78.3            | 74.1            |
| 148   | 1/22/2010 | 21:01:14 | 76       | A    | 40-90 | 0:04:54        | 39810717.06 | 57.7             | 91.9             | 78.3            | 74.1            |
| 149   | 1/22/2010 | 21:01:16 | 73.6     | A    | 40-90 | 0:04:56        | 22908676.53 | 57.7             | 91.9             | 78.3            | 74.1            |
| 150   | 1/22/2010 | 21:01:18 | 67       | A    | 40-90 | 0:04:58        | 5011872.336 | 57.7             | 91.9             | 78.3            | 74.1            |
| 151   | 1/22/2010 | 21:01:20 | 83.7     | A    | 40-90 | 0:05:00        | 234422881.5 | 57.7             | 91.9             | 78.3            | 74.1            |
| 152   | 1/22/2010 | 21:01:22 | 66.4     | A    | 40-90 | 0:05:02        | 4365158.322 | 57.7             | 91.9             | 78.3            | 74.1            |
| 153   | 1/22/2010 | 21:01:24 | 64.8     | A    | 40-90 | 0:05:04        | 3019951.72  | 57.7             | 91.9             | 78.3            | 74.1            |
| 154   | 1/22/2010 | 21:01:26 | 79.5     | A    | 40-90 | 0:05:06        | 89125093.81 | 57.7             | 91.9             | 78.3            | 74.1            |
| 155   | 1/22/2010 | 21:01:28 | 82.6     | A    | 40-90 | 0:05:08        | 181970085.9 | 57.7             | 91.9             | 78.3            | 74.1            |

## Receiver 4- Day

| Point | Date      | Time     | Pressure | Unit | Scale | Acumulate Time | 10^(.1*A)   | L <sub>min</sub> | L <sub>max</sub> | L <sub>10</sub> | L <sub>eq</sub> |
|-------|-----------|----------|----------|------|-------|----------------|-------------|------------------|------------------|-----------------|-----------------|
| 156   | 1/22/2010 | 21:01:30 | 78       | A    | 40-90 | 0:05:10        | 63095734.45 | 57.7             | 91.9             | 78.3            | 74.1            |
| 157   | 1/22/2010 | 21:01:32 | 67.9     | A    | 40-90 | 0:05:12        | 6165950.019 | 57.7             | 91.9             | 78.3            | 74.1            |
| 158   | 1/22/2010 | 21:01:34 | 63       | A    | 40-90 | 0:05:14        | 1995262.315 | 57.7             | 91.9             | 78.3            | 74.1            |
| 159   | 1/22/2010 | 21:01:36 | 63.3     | A    | 40-90 | 0:05:16        | 2137962.09  | 57.7             | 91.9             | 78.3            | 74.1            |
| 160   | 1/22/2010 | 21:01:38 | 78.6     | A    | 40-90 | 0:05:18        | 72443596.01 | 57.7             | 91.9             | 78.3            | 74.1            |
| 161   | 1/22/2010 | 21:01:40 | 70.1     | A    | 40-90 | 0:05:20        | 10232929.92 | 57.7             | 91.9             | 78.3            | 74.1            |
| 162   | 1/22/2010 | 21:01:42 | 71.8     | A    | 40-90 | 0:05:22        | 15135612.48 | 57.7             | 91.9             | 78.3            | 74.1            |
| 163   | 1/22/2010 | 21:01:44 | 65.1     | A    | 40-90 | 0:05:24        | 3235936.569 | 57.7             | 91.9             | 78.3            | 74.1            |
| 164   | 1/22/2010 | 21:01:46 | 66       | A    | 40-90 | 0:05:26        | 3981071.706 | 57.7             | 91.9             | 78.3            | 74.1            |
| 165   | 1/22/2010 | 21:01:48 | 76.5     | A    | 40-90 | 0:05:28        | 44668359.22 | 57.7             | 91.9             | 78.3            | 74.1            |
| 166   | 1/22/2010 | 21:01:50 | 75.4     | A    | 40-90 | 0:05:30        | 34673685.05 | 57.7             | 91.9             | 78.3            | 74.1            |
| 167   | 1/22/2010 | 21:01:52 | 69       | A    | 40-90 | 0:05:32        | 7943282.347 | 57.7             | 91.9             | 78.3            | 74.1            |
| 168   | 1/22/2010 | 21:01:54 | 61.4     | A    | 40-90 | 0:05:34        | 1380384.265 | 57.7             | 91.9             | 78.3            | 74.1            |
| 169   | 1/22/2010 | 21:01:56 | 60.8     | A    | 40-90 | 0:05:36        | 1202264.435 | 57.7             | 91.9             | 78.3            | 74.1            |
| 170   | 1/22/2010 | 21:01:58 | 66.5     | A    | 40-90 | 0:05:38        | 4466835.922 | 57.7             | 91.9             | 78.3            | 74.1            |
| 171   | 1/22/2010 | 21:02:00 | 82       | A    | 40-90 | 0:05:40        | 158489319.2 | 57.7             | 91.9             | 78.3            | 74.1            |
| 172   | 1/22/2010 | 21:02:02 | 69.8     | A    | 40-90 | 0:05:42        | 9549925.86  | 57.7             | 91.9             | 78.3            | 74.1            |
| 173   | 1/22/2010 | 21:02:04 | 61.8     | A    | 40-90 | 0:05:44        | 1513561.248 | 57.7             | 91.9             | 78.3            | 74.1            |
| 174   | 1/22/2010 | 21:02:06 | 59.7     | A    | 40-90 | 0:05:46        | 933254.3008 | 57.7             | 91.9             | 78.3            | 74.1            |
| 175   | 1/22/2010 | 21:02:08 | 58.9     | A    | 40-90 | 0:05:48        | 776247.1166 | 57.7             | 91.9             | 78.3            | 74.1            |
| 176   | 1/22/2010 | 21:02:10 | 58.4     | A    | 40-90 | 0:05:50        | 691830.9709 | 57.7             | 91.9             | 78.3            | 74.1            |
| 177   | 1/22/2010 | 21:02:12 | 58.7     | A    | 40-90 | 0:05:52        | 741310.2413 | 57.7             | 91.9             | 78.3            | 74.1            |
| 178   | 1/22/2010 | 21:02:14 | 61.1     | A    | 40-90 | 0:05:54        | 1288249.552 | 57.7             | 91.9             | 78.3            | 74.1            |
| 179   | 1/22/2010 | 21:02:16 | 68       | A    | 40-90 | 0:05:56        | 6309573.445 | 57.7             | 91.9             | 78.3            | 74.1            |
| 180   | 1/22/2010 | 21:02:18 | 65.7     | A    | 40-90 | 0:05:58        | 3715352.291 | 57.7             | 91.9             | 78.3            | 74.1            |
| 181   | 1/22/2010 | 21:02:20 | 65.5     | A    | 40-90 | 0:06:00        | 3548133.892 | 57.7             | 91.9             | 78.3            | 74.1            |
| 182   | 1/22/2010 | 21:02:22 | 73.9     | A    | 40-90 | 0:06:02        | 24547089.16 | 57.7             | 91.9             | 78.3            | 74.1            |
| 183   | 1/22/2010 | 21:02:24 | 68.2     | A    | 40-90 | 0:06:04        | 6606934.48  | 57.7             | 91.9             | 78.3            | 74.1            |
| 184   | 1/22/2010 | 21:02:26 | 61       | A    | 40-90 | 0:06:06        | 1258925.412 | 57.7             | 91.9             | 78.3            | 74.1            |
| 185   | 1/22/2010 | 21:02:28 | 60.3     | A    | 40-90 | 0:06:08        | 1071519.305 | 57.7             | 91.9             | 78.3            | 74.1            |
| 186   | 1/22/2010 | 21:02:30 | 62.6     | A    | 40-90 | 0:06:10        | 1819700.859 | 57.7             | 91.9             | 78.3            | 74.1            |

## Receiver 4- Day

| Point | Date      | Time     | Pressure | Unit | Scale | Acumulate Time | 10 <sup>^(1*A)</sup> | L <sub>min</sub> | L <sub>max</sub> | L <sub>10</sub> | L <sub>eq</sub> |
|-------|-----------|----------|----------|------|-------|----------------|----------------------|------------------|------------------|-----------------|-----------------|
| 187   | 1/22/2010 | 21:02:32 | 64       | A    | 40-90 | 0:06:12        | 2511886.432          | 57.7             | 91.9             | 78.3            | 74.1            |
| 188   | 1/22/2010 | 21:02:34 | 70.8     | A    | 40-90 | 0:06:14        | 12022644.35          | 57.7             | 91.9             | 78.3            | 74.1            |
| 189   | 1/22/2010 | 21:02:36 | 82.1     | A    | 40-90 | 0:06:16        | 162181009.7          | 57.7             | 91.9             | 78.3            | 74.1            |
| 190   | 1/22/2010 | 21:02:38 | 79.4     | A    | 40-90 | 0:06:18        | 87096359             | 57.7             | 91.9             | 78.3            | 74.1            |
| 191   | 1/22/2010 | 21:02:40 | 75.7     | A    | 40-90 | 0:06:20        | 37153522.91          | 57.7             | 91.9             | 78.3            | 74.1            |
| 192   | 1/22/2010 | 21:02:42 | 77       | A    | 40-90 | 0:06:22        | 50118723.36          | 57.7             | 91.9             | 78.3            | 74.1            |
| 193   | 1/22/2010 | 21:02:44 | 77.9     | A    | 40-90 | 0:06:24        | 61659500.19          | 57.7             | 91.9             | 78.3            | 74.1            |
| 194   | 1/22/2010 | 21:02:46 | 68.7     | A    | 40-90 | 0:06:26        | 7413102.413          | 57.7             | 91.9             | 78.3            | 74.1            |
| 195   | 1/22/2010 | 21:02:48 | 64.3     | A    | 40-90 | 0:06:28        | 2691534.804          | 57.7             | 91.9             | 78.3            | 74.1            |
| 196   | 1/22/2010 | 21:02:50 | 68       | A    | 40-90 | 0:06:30        | 6309573.445          | 57.7             | 91.9             | 78.3            | 74.1            |
| 197   | 1/22/2010 | 21:02:52 | 72.5     | A    | 40-90 | 0:06:32        | 17782794.1           | 57.7             | 91.9             | 78.3            | 74.1            |
| 198   | 1/22/2010 | 21:02:54 | 69.2     | A    | 40-90 | 0:06:34        | 8317637.711          | 57.7             | 91.9             | 78.3            | 74.1            |
| 199   | 1/22/2010 | 21:02:56 | 80.9     | A    | 40-90 | 0:06:36        | 123026877.1          | 57.7             | 91.9             | 78.3            | 74.1            |
| 200   | 1/22/2010 | 21:02:58 | 74.8     | A    | 40-90 | 0:06:38        | 30199517.2           | 57.7             | 91.9             | 78.3            | 74.1            |
| 201   | 1/22/2010 | 21:03:00 | 78.2     | A    | 40-90 | 0:06:40        | 66069344.8           | 57.7             | 91.9             | 78.3            | 74.1            |
| 202   | 1/22/2010 | 21:03:02 | 76.3     | A    | 40-90 | 0:06:42        | 42657951.88          | 57.7             | 91.9             | 78.3            | 74.1            |
| 203   | 1/22/2010 | 21:03:04 | 79.9     | A    | 40-90 | 0:06:44        | 97723722.1           | 57.7             | 91.9             | 78.3            | 74.1            |
| 204   | 1/22/2010 | 21:03:06 | 83.4     | A    | 40-90 | 0:06:46        | 218776162.4          | 57.7             | 91.9             | 78.3            | 74.1            |
| 205   | 1/22/2010 | 21:03:08 | 72.4     | A    | 40-90 | 0:06:48        | 17378008.29          | 57.7             | 91.9             | 78.3            | 74.1            |
| 206   | 1/22/2010 | 21:03:10 | 75.8     | A    | 40-90 | 0:06:50        | 38018939.63          | 57.7             | 91.9             | 78.3            | 74.1            |
| 207   | 1/22/2010 | 21:03:12 | 69.3     | A    | 40-90 | 0:06:52        | 8511380.382          | 57.7             | 91.9             | 78.3            | 74.1            |
| 208   | 1/22/2010 | 21:03:14 | 63.5     | A    | 40-90 | 0:06:54        | 2238721.139          | 57.7             | 91.9             | 78.3            | 74.1            |
| 209   | 1/22/2010 | 21:03:16 | 60.7     | A    | 40-90 | 0:06:56        | 1174897.555          | 57.7             | 91.9             | 78.3            | 74.1            |
| 210   | 1/22/2010 | 21:03:18 | 60.4     | A    | 40-90 | 0:06:58        | 1096478.196          | 57.7             | 91.9             | 78.3            | 74.1            |
| 211   | 1/22/2010 | 21:03:20 | 59.3     | A    | 40-90 | 0:07:00        | 851138.0382          | 57.7             | 91.9             | 78.3            | 74.1            |
| 212   | 1/22/2010 | 21:03:22 | 59.4     | A    | 40-90 | 0:07:02        | 870963.59            | 57.7             | 91.9             | 78.3            | 74.1            |
| 213   | 1/22/2010 | 21:03:24 | 59.5     | A    | 40-90 | 0:07:04        | 891250.9381          | 57.7             | 91.9             | 78.3            | 74.1            |
| 214   | 1/22/2010 | 21:03:26 | 60.3     | A    | 40-90 | 0:07:06        | 1071519.305          | 57.7             | 91.9             | 78.3            | 74.1            |
| 215   | 1/22/2010 | 21:03:28 | 68.9     | A    | 40-90 | 0:07:08        | 7762471.166          | 57.7             | 91.9             | 78.3            | 74.1            |
| 216   | 1/22/2010 | 21:03:30 | 78.8     | A    | 40-90 | 0:07:10        | 75857757.5           | 57.7             | 91.9             | 78.3            | 74.1            |
| 217   | 1/22/2010 | 21:03:32 | 74.4     | A    | 40-90 | 0:07:12        | 27542287.03          | 57.7             | 91.9             | 78.3            | 74.1            |

## Receiver 4- Day

| Point | Date      | Time     | Pressure | Unit | Scale | Acumulate Time | 10^(.1*A)   | L <sub>min</sub> | L <sub>max</sub> | L <sub>10</sub> | L <sub>eq</sub> |
|-------|-----------|----------|----------|------|-------|----------------|-------------|------------------|------------------|-----------------|-----------------|
| 218   | 1/22/2010 | 21:03:34 | 73.2     | A    | 40-90 | 0:07:14        | 20892961.31 | 57.7             | 91.9             | 78.3            | 74.1            |
| 219   | 1/22/2010 | 21:03:36 | 70.7     | A    | 40-90 | 0:07:16        | 11748975.55 | 57.7             | 91.9             | 78.3            | 74.1            |
| 220   | 1/22/2010 | 21:03:38 | 63.9     | A    | 40-90 | 0:07:18        | 2454708.916 | 57.7             | 91.9             | 78.3            | 74.1            |
| 221   | 1/22/2010 | 21:03:40 | 69.1     | A    | 40-90 | 0:07:20        | 8128305.162 | 57.7             | 91.9             | 78.3            | 74.1            |
| 222   | 1/22/2010 | 21:03:42 | 62.1     | A    | 40-90 | 0:07:22        | 1621810.097 | 57.7             | 91.9             | 78.3            | 74.1            |
| 223   | 1/22/2010 | 21:03:44 | 61.4     | A    | 40-90 | 0:07:24        | 1380384.265 | 57.7             | 91.9             | 78.3            | 74.1            |
| 224   | 1/22/2010 | 21:03:46 | 66.5     | A    | 40-90 | 0:07:26        | 4466835.922 | 57.7             | 91.9             | 78.3            | 74.1            |
| 225   | 1/22/2010 | 21:03:48 | 80.4     | A    | 40-90 | 0:07:28        | 109647819.6 | 57.7             | 91.9             | 78.3            | 74.1            |
| 226   | 1/22/2010 | 21:03:50 | 67       | A    | 40-90 | 0:07:30        | 5011872.336 | 57.7             | 91.9             | 78.3            | 74.1            |
| 227   | 1/22/2010 | 21:03:52 | 61.3     | A    | 40-90 | 0:07:32        | 1348962.883 | 57.7             | 91.9             | 78.3            | 74.1            |
| 228   | 1/22/2010 | 21:03:54 | 60.7     | A    | 40-90 | 0:07:34        | 1174897.555 | 57.7             | 91.9             | 78.3            | 74.1            |
| 229   | 1/22/2010 | 21:03:56 | 60.8     | A    | 40-90 | 0:07:36        | 1202264.435 | 57.7             | 91.9             | 78.3            | 74.1            |
| 230   | 1/22/2010 | 21:03:58 | 59.7     | A    | 40-90 | 0:07:38        | 933254.3008 | 57.7             | 91.9             | 78.3            | 74.1            |
| 231   | 1/22/2010 | 21:04:00 | 60.7     | A    | 40-90 | 0:07:40        | 1174897.555 | 57.7             | 91.9             | 78.3            | 74.1            |
| 232   | 1/22/2010 | 21:04:02 | 62.2     | A    | 40-90 | 0:07:42        | 1659586.907 | 57.7             | 91.9             | 78.3            | 74.1            |
| 233   | 1/22/2010 | 21:04:04 | 69.1     | A    | 40-90 | 0:07:44        | 8128305.162 | 57.7             | 91.9             | 78.3            | 74.1            |
| 234   | 1/22/2010 | 21:04:06 | 63.7     | A    | 40-90 | 0:07:46        | 2344228.815 | 57.7             | 91.9             | 78.3            | 74.1            |
| 235   | 1/22/2010 | 21:04:08 | 75.3     | A    | 40-90 | 0:07:48        | 33884415.61 | 57.7             | 91.9             | 78.3            | 74.1            |
| 236   | 1/22/2010 | 21:04:10 | 79.2     | A    | 40-90 | 0:07:50        | 83176377.11 | 57.7             | 91.9             | 78.3            | 74.1            |
| 237   | 1/22/2010 | 21:04:12 | 68.1     | A    | 40-90 | 0:07:52        | 6456542.29  | 57.7             | 91.9             | 78.3            | 74.1            |
| 238   | 1/22/2010 | 21:04:14 | 65.9     | A    | 40-90 | 0:07:54        | 3890451.45  | 57.7             | 91.9             | 78.3            | 74.1            |
| 239   | 1/22/2010 | 21:04:16 | 75.6     | A    | 40-90 | 0:07:56        | 36307805.48 | 57.7             | 91.9             | 78.3            | 74.1            |
| 240   | 1/22/2010 | 21:04:18 | 83.9     | A    | 40-90 | 0:07:58        | 245470891.6 | 57.7             | 91.9             | 78.3            | 74.1            |
| 241   | 1/22/2010 | 21:04:20 | 79.3     | A    | 40-90 | 0:08:00        | 85113803.82 | 57.7             | 91.9             | 78.3            | 74.1            |
| 242   | 1/22/2010 | 21:04:22 | 72.9     | A    | 40-90 | 0:08:02        | 19498446    | 57.7             | 91.9             | 78.3            | 74.1            |
| 243   | 1/22/2010 | 21:04:24 | 74.7     | A    | 40-90 | 0:08:04        | 29512092.27 | 57.7             | 91.9             | 78.3            | 74.1            |
| 244   | 1/22/2010 | 21:04:26 | 71       | A    | 40-90 | 0:08:06        | 12589254.12 | 57.7             | 91.9             | 78.3            | 74.1            |
| 245   | 1/22/2010 | 21:04:28 | 62.6     | A    | 40-90 | 0:08:08        | 1819700.859 | 57.7             | 91.9             | 78.3            | 74.1            |
| 246   | 1/22/2010 | 21:04:30 | 60.8     | A    | 40-90 | 0:08:10        | 1202264.435 | 57.7             | 91.9             | 78.3            | 74.1            |
| 247   | 1/22/2010 | 21:04:32 | 60.9     | A    | 40-90 | 0:08:12        | 1230268.771 | 57.7             | 91.9             | 78.3            | 74.1            |
| 248   | 1/22/2010 | 21:04:34 | 60.5     | A    | 40-90 | 0:08:14        | 1122018.454 | 57.7             | 91.9             | 78.3            | 74.1            |

## Receiver 4- Day

| Point | Date      | Time     | Pressure | Unit | Scale | Acumulate Time | 10^(1*A)    | L <sub>min</sub> | L <sub>max</sub> | L <sub>10</sub> | L <sub>eq</sub> |
|-------|-----------|----------|----------|------|-------|----------------|-------------|------------------|------------------|-----------------|-----------------|
| 249   | 1/22/2010 | 21:04:36 | 61.1     | A    | 40-90 | 0:08:16        | 1288249.552 | 57.7             | 91.9             | 78.3            | 74.1            |
| 250   | 1/22/2010 | 21:04:38 | 62       | A    | 40-90 | 0:08:18        | 1584893.192 | 57.7             | 91.9             | 78.3            | 74.1            |
| 251   | 1/22/2010 | 21:04:40 | 70.1     | A    | 40-90 | 0:08:20        | 10232929.92 | 57.7             | 91.9             | 78.3            | 74.1            |
| 252   | 1/22/2010 | 21:04:42 | 66.4     | A    | 40-90 | 0:08:22        | 4365158.322 | 57.7             | 91.9             | 78.3            | 74.1            |
| 253   | 1/22/2010 | 21:04:44 | 73.7     | A    | 40-90 | 0:08:24        | 23442288.15 | 57.7             | 91.9             | 78.3            | 74.1            |
| 254   | 1/22/2010 | 21:04:46 | 77.3     | A    | 40-90 | 0:08:26        | 53703179.64 | 57.7             | 91.9             | 78.3            | 74.1            |
| 255   | 1/22/2010 | 21:04:48 | 78       | A    | 40-90 | 0:08:28        | 63095734.45 | 57.7             | 91.9             | 78.3            | 74.1            |
| 256   | 1/22/2010 | 21:04:50 | 68.1     | A    | 40-90 | 0:08:30        | 6456542.29  | 57.7             | 91.9             | 78.3            | 74.1            |
| 257   | 1/22/2010 | 21:04:52 | 77       | A    | 40-90 | 0:08:32        | 50118723.36 | 57.7             | 91.9             | 78.3            | 74.1            |
| 258   | 1/22/2010 | 21:04:54 | 70.1     | A    | 40-90 | 0:08:34        | 10232929.92 | 57.7             | 91.9             | 78.3            | 74.1            |
| 259   | 1/22/2010 | 21:04:56 | 75.7     | A    | 40-90 | 0:08:36        | 37153522.91 | 57.7             | 91.9             | 78.3            | 74.1            |
| 260   | 1/22/2010 | 21:04:58 | 74.5     | A    | 40-90 | 0:08:38        | 28183829.31 | 57.7             | 91.9             | 78.3            | 74.1            |
| 261   | 1/22/2010 | 21:05:00 | 73.6     | A    | 40-90 | 0:08:40        | 22908676.53 | 57.7             | 91.9             | 78.3            | 74.1            |
| 262   | 1/22/2010 | 21:05:02 | 72.2     | A    | 40-90 | 0:08:42        | 16595869.07 | 57.7             | 91.9             | 78.3            | 74.1            |
| 263   | 1/22/2010 | 21:05:04 | 64.9     | A    | 40-90 | 0:08:44        | 3090295.433 | 57.7             | 91.9             | 78.3            | 74.1            |
| 264   | 1/22/2010 | 21:05:06 | 70.2     | A    | 40-90 | 0:08:46        | 10471285.48 | 57.7             | 91.9             | 78.3            | 74.1            |
| 265   | 1/22/2010 | 21:05:08 | 66.1     | A    | 40-90 | 0:08:48        | 4073802.778 | 57.7             | 91.9             | 78.3            | 74.1            |
| 266   | 1/22/2010 | 21:05:10 | 60.8     | A    | 40-90 | 0:08:50        | 1202264.435 | 57.7             | 91.9             | 78.3            | 74.1            |
| 267   | 1/22/2010 | 21:05:12 | 59.4     | A    | 40-90 | 0:08:52        | 870963.59   | 57.7             | 91.9             | 78.3            | 74.1            |
| 268   | 1/22/2010 | 21:05:14 | 60.9     | A    | 40-90 | 0:08:54        | 1230268.771 | 57.7             | 91.9             | 78.3            | 74.1            |
| 269   | 1/22/2010 | 21:05:16 | 71.2     | A    | 40-90 | 0:08:56        | 13182567.39 | 57.7             | 91.9             | 78.3            | 74.1            |
| 270   | 1/22/2010 | 21:05:18 | 73.6     | A    | 40-90 | 0:08:58        | 22908676.53 | 57.7             | 91.9             | 78.3            | 74.1            |
| 271   | 1/22/2010 | 21:05:20 | 65.7     | A    | 40-90 | 0:09:00        | 3715352.291 | 57.7             | 91.9             | 78.3            | 74.1            |
| 272   | 1/22/2010 | 21:05:22 | 81.7     | A    | 40-90 | 0:09:02        | 147910838.8 | 57.7             | 91.9             | 78.3            | 74.1            |
| 273   | 1/22/2010 | 21:05:24 | 68       | A    | 40-90 | 0:09:04        | 6309573.445 | 57.7             | 91.9             | 78.3            | 74.1            |
| 274   | 1/22/2010 | 21:05:26 | 66.7     | A    | 40-90 | 0:09:06        | 4677351.413 | 57.7             | 91.9             | 78.3            | 74.1            |
| 275   | 1/22/2010 | 21:05:28 | 75.5     | A    | 40-90 | 0:09:08        | 35481338.92 | 57.7             | 91.9             | 78.3            | 74.1            |
| 276   | 1/22/2010 | 21:05:30 | 65.5     | A    | 40-90 | 0:09:10        | 3548133.892 | 57.7             | 91.9             | 78.3            | 74.1            |
| 277   | 1/22/2010 | 21:05:32 | 79.7     | A    | 40-90 | 0:09:12        | 93325430.08 | 57.7             | 91.9             | 78.3            | 74.1            |
| 278   | 1/22/2010 | 21:05:34 | 76.5     | A    | 40-90 | 0:09:14        | 44668359.22 | 57.7             | 91.9             | 78.3            | 74.1            |
| 279   | 1/22/2010 | 21:05:36 | 67.5     | A    | 40-90 | 0:09:16        | 5623413.252 | 57.7             | 91.9             | 78.3            | 74.1            |



## Receiver 4- Day

| Point | Date      | Time     | Pressure | Unit | Scale | Acumulate Time | 10^(1*A)    | L <sub>min</sub> | L <sub>max</sub> | L <sub>10</sub> | L <sub>eq</sub> |
|-------|-----------|----------|----------|------|-------|----------------|-------------|------------------|------------------|-----------------|-----------------|
| 280   | 1/22/2010 | 21:05:38 | 68.1     | A    | 40-90 | 0:09:18        | 6456542.29  | 57.7             | 91.9             | 78.3            | 74.1            |
| 281   | 1/22/2010 | 21:05:40 | 79       | A    | 40-90 | 0:09:20        | 79432823.47 | 57.7             | 91.9             | 78.3            | 74.1            |
| 282   | 1/22/2010 | 21:05:42 | 75.9     | A    | 40-90 | 0:09:22        | 38904514.5  | 57.7             | 91.9             | 78.3            | 74.1            |
| 283   | 1/22/2010 | 21:05:44 | 64.2     | A    | 40-90 | 0:09:24        | 2630267.992 | 57.7             | 91.9             | 78.3            | 74.1            |
| 284   | 1/22/2010 | 21:05:46 | 63       | A    | 40-90 | 0:09:26        | 1995262.315 | 57.7             | 91.9             | 78.3            | 74.1            |
| 285   | 1/22/2010 | 21:05:48 | 66.6     | A    | 40-90 | 0:09:28        | 4570881.896 | 57.7             | 91.9             | 78.3            | 74.1            |
| 286   | 1/22/2010 | 21:05:50 | 81.2     | A    | 40-90 | 0:09:30        | 131825673.9 | 57.7             | 91.9             | 78.3            | 74.1            |
| 287   | 1/22/2010 | 21:05:52 | 74.1     | A    | 40-90 | 0:09:32        | 25703957.83 | 57.7             | 91.9             | 78.3            | 74.1            |
| 288   | 1/22/2010 | 21:05:54 | 65.9     | A    | 40-90 | 0:09:34        | 3890451.45  | 57.7             | 91.9             | 78.3            | 74.1            |
| 289   | 1/22/2010 | 21:05:56 | 76.1     | A    | 40-90 | 0:09:36        | 40738027.78 | 57.7             | 91.9             | 78.3            | 74.1            |
| 290   | 1/22/2010 | 21:05:58 | 76.5     | A    | 40-90 | 0:09:38        | 44668359.22 | 57.7             | 91.9             | 78.3            | 74.1            |
| 291   | 1/22/2010 | 21:06:00 | 75.7     | A    | 40-90 | 0:09:40        | 37153522.91 | 57.7             | 91.9             | 78.3            | 74.1            |
| 292   | 1/22/2010 | 21:06:02 | 77.8     | A    | 40-90 | 0:09:42        | 60255958.61 | 57.7             | 91.9             | 78.3            | 74.1            |
| 293   | 1/22/2010 | 21:06:04 | 69.8     | A    | 40-90 | 0:09:44        | 9549925.86  | 57.7             | 91.9             | 78.3            | 74.1            |
| 294   | 1/22/2010 | 21:06:06 | 78.7     | A    | 40-90 | 0:09:46        | 74131024.13 | 57.7             | 91.9             | 78.3            | 74.1            |
| 295   | 1/22/2010 | 21:06:08 | 76.9     | A    | 40-90 | 0:09:48        | 48977881.94 | 57.7             | 91.9             | 78.3            | 74.1            |
| 296   | 1/22/2010 | 21:06:10 | 66.4     | A    | 40-90 | 0:09:50        | 4365158.322 | 57.7             | 91.9             | 78.3            | 74.1            |
| 297   | 1/22/2010 | 21:06:12 | 80.7     | A    | 40-90 | 0:09:52        | 117489755.5 | 57.7             | 91.9             | 78.3            | 74.1            |
| 298   | 1/22/2010 | 21:06:14 | 68.9     | A    | 40-90 | 0:09:54        | 7762471.166 | 57.7             | 91.9             | 78.3            | 74.1            |
| 299   | 1/22/2010 | 21:06:16 | 81.1     | A    | 40-90 | 0:09:56        | 128824955.2 | 57.7             | 91.9             | 78.3            | 74.1            |
| 300   | 1/22/2010 | 21:06:18 | 77.8     | A    | 40-90 | 0:09:58        | 60255958.61 | 57.7             | 91.9             | 78.3            | 74.1            |
| 301   | 1/22/2010 | 21:06:20 | 73.7     | A    | 40-90 | 0:10:00        | 23442288.15 | 57.7             | 91.9             | 78.3            | 74.1            |
| 302   | 1/22/2010 | 21:06:22 | 73.6     | A    | 40-90 | 0:10:02        | 22908676.53 | 57.7             | 91.9             | 78.3            | 74.1            |
| 303   | 1/22/2010 | 21:06:24 | 64       | A    | 40-90 | 0:10:04        | 2511886.432 | 57.7             | 91.9             | 78.3            | 74.1            |
| 304   | 1/22/2010 | 21:06:26 | 60.4     | A    | 40-90 | 0:10:06        | 1096478.196 | 57.7             | 91.9             | 78.3            | 74.1            |
| 305   | 1/22/2010 | 21:06:28 | 60       | A    | 40-90 | 0:10:08        | 1000000     | 57.7             | 91.9             | 78.3            | 74.1            |
| 306   | 1/22/2010 | 21:06:30 | 59.1     | A    | 40-90 | 0:10:10        | 812830.5162 | 57.7             | 91.9             | 78.3            | 74.1            |
| 307   | 1/22/2010 | 21:06:32 | 60.4     | A    | 40-90 | 0:10:12        | 1096478.196 | 57.7             | 91.9             | 78.3            | 74.1            |
| 308   | 1/22/2010 | 21:06:34 | 62.6     | A    | 40-90 | 0:10:14        | 1819700.859 | 57.7             | 91.9             | 78.3            | 74.1            |
| 309   | 1/22/2010 | 21:06:36 | 63.6     | A    | 40-90 | 0:10:16        | 2290867.653 | 57.7             | 91.9             | 78.3            | 74.1            |
| 310   | 1/22/2010 | 21:06:38 | 73.5     | A    | 40-90 | 0:10:18        | 22387211.39 | 57.7             | 91.9             | 78.3            | 74.1            |

## Receiver 4- Day

| Point | Date      | Time     | Pressure | Unit | Scale | Acumulate Time | 10^(1*A)    | L <sub>min</sub> | L <sub>max</sub> | L <sub>10</sub> | L <sub>eq</sub> |
|-------|-----------|----------|----------|------|-------|----------------|-------------|------------------|------------------|-----------------|-----------------|
| 311   | 1/22/2010 | 21:06:40 | 65.8     | A    | 40-90 | 0:10:20        | 3801893.963 | 57.7             | 91.9             | 78.3            | 74.1            |
| 312   | 1/22/2010 | 21:06:42 | 67.9     | A    | 40-90 | 0:10:22        | 6165950.019 | 57.7             | 91.9             | 78.3            | 74.1            |
| 313   | 1/22/2010 | 21:06:44 | 64.1     | A    | 40-90 | 0:10:24        | 2570395.783 | 57.7             | 91.9             | 78.3            | 74.1            |
| 314   | 1/22/2010 | 21:06:46 | 70.1     | A    | 40-90 | 0:10:26        | 10232929.92 | 57.7             | 91.9             | 78.3            | 74.1            |
| 315   | 1/22/2010 | 21:06:48 | 83.3     | A    | 40-90 | 0:10:28        | 213796209   | 57.7             | 91.9             | 78.3            | 74.1            |
| 316   | 1/22/2010 | 21:06:50 | 74.9     | A    | 40-90 | 0:10:30        | 30902954.33 | 57.7             | 91.9             | 78.3            | 74.1            |
| 317   | 1/22/2010 | 21:06:52 | 78.2     | A    | 40-90 | 0:10:32        | 66069344.8  | 57.7             | 91.9             | 78.3            | 74.1            |
| 318   | 1/22/2010 | 21:06:54 | 65.1     | A    | 40-90 | 0:10:34        | 3235936.569 | 57.7             | 91.9             | 78.3            | 74.1            |
| 319   | 1/22/2010 | 21:06:56 | 65.8     | A    | 40-90 | 0:10:36        | 3801893.963 | 57.7             | 91.9             | 78.3            | 74.1            |
| 320   | 1/22/2010 | 21:06:58 | 77.5     | A    | 40-90 | 0:10:38        | 56234132.52 | 57.7             | 91.9             | 78.3            | 74.1            |
| 321   | 1/22/2010 | 21:07:00 | 76.1     | A    | 40-90 | 0:10:40        | 40738027.78 | 57.7             | 91.9             | 78.3            | 74.1            |
| 322   | 1/22/2010 | 21:07:02 | 70.8     | A    | 40-90 | 0:10:42        | 12022644.35 | 57.7             | 91.9             | 78.3            | 74.1            |
| 323   | 1/22/2010 | 21:07:04 | 74.7     | A    | 40-90 | 0:10:44        | 29512092.27 | 57.7             | 91.9             | 78.3            | 74.1            |
| 324   | 1/22/2010 | 21:07:06 | 77.9     | A    | 40-90 | 0:10:46        | 61659500.19 | 57.7             | 91.9             | 78.3            | 74.1            |
| 325   | 1/22/2010 | 21:07:08 | 71.5     | A    | 40-90 | 0:10:48        | 14125375.45 | 57.7             | 91.9             | 78.3            | 74.1            |
| 326   | 1/22/2010 | 21:07:10 | 74.6     | A    | 40-90 | 0:10:50        | 28840315.03 | 57.7             | 91.9             | 78.3            | 74.1            |
| 327   | 1/22/2010 | 21:07:12 | 69.2     | A    | 40-90 | 0:10:52        | 8317637.711 | 57.7             | 91.9             | 78.3            | 74.1            |
| 328   | 1/22/2010 | 21:07:14 | 65.2     | A    | 40-90 | 0:10:54        | 3311311.215 | 57.7             | 91.9             | 78.3            | 74.1            |
| 329   | 1/22/2010 | 21:07:16 | 77.4     | A    | 40-90 | 0:10:56        | 54954087.39 | 57.7             | 91.9             | 78.3            | 74.1            |
| 330   | 1/22/2010 | 21:07:18 | 71.8     | A    | 40-90 | 0:10:58        | 15135612.48 | 57.7             | 91.9             | 78.3            | 74.1            |
| 331   | 1/22/2010 | 21:07:20 | 67.3     | A    | 40-90 | 0:11:00        | 5370317.964 | 57.7             | 91.9             | 78.3            | 74.1            |
| 332   | 1/22/2010 | 21:07:22 | 63       | A    | 40-90 | 0:11:02        | 1995262.315 | 57.7             | 91.9             | 78.3            | 74.1            |
| 333   | 1/22/2010 | 21:07:24 | 62.1     | A    | 40-90 | 0:11:04        | 1621810.097 | 57.7             | 91.9             | 78.3            | 74.1            |
| 334   | 1/22/2010 | 21:07:26 | 61       | A    | 40-90 | 0:11:06        | 1258925.412 | 57.7             | 91.9             | 78.3            | 74.1            |
| 335   | 1/22/2010 | 21:07:28 | 65.2     | A    | 40-90 | 0:11:08        | 3311311.215 | 57.7             | 91.9             | 78.3            | 74.1            |
| 336   | 1/22/2010 | 21:07:30 | 80.2     | A    | 40-90 | 0:11:10        | 104712854.8 | 57.7             | 91.9             | 78.3            | 74.1            |
| 337   | 1/22/2010 | 21:07:32 | 81.4     | A    | 40-90 | 0:11:12        | 138038426.5 | 57.7             | 91.9             | 78.3            | 74.1            |
| 338   | 1/22/2010 | 21:07:34 | 67.1     | A    | 40-90 | 0:11:14        | 5128613.84  | 57.7             | 91.9             | 78.3            | 74.1            |
| 339   | 1/22/2010 | 21:07:36 | 70.9     | A    | 40-90 | 0:11:16        | 12302687.71 | 57.7             | 91.9             | 78.3            | 74.1            |
| 340   | 1/22/2010 | 21:07:38 | 68.5     | A    | 40-90 | 0:11:18        | 7079457.844 | 57.7             | 91.9             | 78.3            | 74.1            |
| 341   | 1/22/2010 | 21:07:40 | 63.6     | A    | 40-90 | 0:11:20        | 2290867.653 | 57.7             | 91.9             | 78.3            | 74.1            |

## Receiver 4- Day

| Point | Date      | Time     | Pressure | Unit | Scale | Acumulate Time | 10^(.1*A)   | L <sub>min</sub> | L <sub>max</sub> | L <sub>10</sub> | L <sub>eq</sub> |
|-------|-----------|----------|----------|------|-------|----------------|-------------|------------------|------------------|-----------------|-----------------|
| 342   | 1/22/2010 | 21:07:42 | 65       | A    | 40-90 | 0:11:22        | 3162277.66  | 57.7             | 91.9             | 78.3            | 74.1            |
| 343   | 1/22/2010 | 21:07:44 | 69.9     | A    | 40-90 | 0:11:24        | 9772372.21  | 57.7             | 91.9             | 78.3            | 74.1            |
| 344   | 1/22/2010 | 21:07:46 | 63.5     | A    | 40-90 | 0:11:26        | 2238721.139 | 57.7             | 91.9             | 78.3            | 74.1            |
| 345   | 1/22/2010 | 21:07:48 | 62.6     | A    | 40-90 | 0:11:28        | 1819700.859 | 57.7             | 91.9             | 78.3            | 74.1            |
| 346   | 1/22/2010 | 21:07:50 | 67.5     | A    | 40-90 | 0:11:30        | 5623413.252 | 57.7             | 91.9             | 78.3            | 74.1            |
| 347   | 1/22/2010 | 21:07:52 | 67.3     | A    | 40-90 | 0:11:32        | 5370317.964 | 57.7             | 91.9             | 78.3            | 74.1            |
| 348   | 1/22/2010 | 21:07:54 | 73.2     | A    | 40-90 | 0:11:34        | 20892961.31 | 57.7             | 91.9             | 78.3            | 74.1            |
| 349   | 1/22/2010 | 21:07:56 | 77.5     | A    | 40-90 | 0:11:36        | 56234132.52 | 57.7             | 91.9             | 78.3            | 74.1            |
| 350   | 1/22/2010 | 21:07:58 | 71.2     | A    | 40-90 | 0:11:38        | 13182567.39 | 57.7             | 91.9             | 78.3            | 74.1            |
| 351   | 1/22/2010 | 21:08:00 | 64.7     | A    | 40-90 | 0:11:40        | 2951209.227 | 57.7             | 91.9             | 78.3            | 74.1            |
| 352   | 1/22/2010 | 21:08:02 | 76       | A    | 40-90 | 0:11:42        | 39810717.06 | 57.7             | 91.9             | 78.3            | 74.1            |
| 353   | 1/22/2010 | 21:08:04 | 66.3     | A    | 40-90 | 0:11:44        | 4265795.188 | 57.7             | 91.9             | 78.3            | 74.1            |
| 354   | 1/22/2010 | 21:08:06 | 72.6     | A    | 40-90 | 0:11:46        | 18197008.59 | 57.7             | 91.9             | 78.3            | 74.1            |
| 355   | 1/22/2010 | 21:08:08 | 78       | A    | 40-90 | 0:11:48        | 63095734.45 | 57.7             | 91.9             | 78.3            | 74.1            |
| 356   | 1/22/2010 | 21:08:10 | 75.3     | A    | 40-90 | 0:11:50        | 33884415.61 | 57.7             | 91.9             | 78.3            | 74.1            |
| 357   | 1/22/2010 | 21:08:12 | 66.6     | A    | 40-90 | 0:11:52        | 4570881.896 | 57.7             | 91.9             | 78.3            | 74.1            |
| 358   | 1/22/2010 | 21:08:14 | 62.1     | A    | 40-90 | 0:11:54        | 1621810.097 | 57.7             | 91.9             | 78.3            | 74.1            |
| 359   | 1/22/2010 | 21:08:16 | 65.5     | A    | 40-90 | 0:11:56        | 3548133.892 | 57.7             | 91.9             | 78.3            | 74.1            |
| 360   | 1/22/2010 | 21:08:18 | 74.8     | A    | 40-90 | 0:11:58        | 30199517.2  | 57.7             | 91.9             | 78.3            | 74.1            |
| 361   | 1/22/2010 | 21:08:20 | 66.5     | A    | 40-90 | 0:12:00        | 4466835.922 | 57.7             | 91.9             | 78.3            | 74.1            |
| 362   | 1/22/2010 | 21:08:22 | 75.3     | A    | 40-90 | 0:12:02        | 33884415.61 | 57.7             | 91.9             | 78.3            | 74.1            |
| 363   | 1/22/2010 | 21:08:24 | 66.4     | A    | 40-90 | 0:12:04        | 4365158.322 | 57.7             | 91.9             | 78.3            | 74.1            |
| 364   | 1/22/2010 | 21:08:26 | 61.6     | A    | 40-90 | 0:12:06        | 1445439.771 | 57.7             | 91.9             | 78.3            | 74.1            |
| 365   | 1/22/2010 | 21:08:28 | 60.5     | A    | 40-90 | 0:12:08        | 1122018.454 | 57.7             | 91.9             | 78.3            | 74.1            |
| 366   | 1/22/2010 | 21:08:30 | 62.7     | A    | 40-90 | 0:12:10        | 1862087.137 | 57.7             | 91.9             | 78.3            | 74.1            |
| 367   | 1/22/2010 | 21:08:32 | 64.9     | A    | 40-90 | 0:12:12        | 3090295.433 | 57.7             | 91.9             | 78.3            | 74.1            |
| 368   | 1/22/2010 | 21:08:34 | 74.3     | A    | 40-90 | 0:12:14        | 26915348.04 | 57.7             | 91.9             | 78.3            | 74.1            |
| 369   | 1/22/2010 | 21:08:36 | 67.9     | A    | 40-90 | 0:12:16        | 6165950.019 | 57.7             | 91.9             | 78.3            | 74.1            |
| 370   | 1/22/2010 | 21:08:38 | 61.1     | A    | 40-90 | 0:12:18        | 1288249.552 | 57.7             | 91.9             | 78.3            | 74.1            |
| 371   | 1/22/2010 | 21:08:40 | 61.1     | A    | 40-90 | 0:12:20        | 1288249.552 | 57.7             | 91.9             | 78.3            | 74.1            |
| 372   | 1/22/2010 | 21:08:42 | 63.6     | A    | 40-90 | 0:12:22        | 2290867.653 | 57.7             | 91.9             | 78.3            | 74.1            |

## Receiver 4- Day

| Point | Date      | Time     | Pressure | Unit | Scale | Acumulate Time | 10^(1*A)    | L <sub>min</sub> | L <sub>max</sub> | L <sub>10</sub> | L <sub>eq</sub> |
|-------|-----------|----------|----------|------|-------|----------------|-------------|------------------|------------------|-----------------|-----------------|
| 373   | 1/22/2010 | 21:08:44 | 69.8     | A    | 40-90 | 0:12:24        | 9549925.86  | 57.7             | 91.9             | 78.3            | 74.1            |
| 374   | 1/22/2010 | 21:08:46 | 61.8     | A    | 40-90 | 0:12:26        | 1513561.248 | 57.7             | 91.9             | 78.3            | 74.1            |
| 375   | 1/22/2010 | 21:08:48 | 60.4     | A    | 40-90 | 0:12:28        | 1096478.196 | 57.7             | 91.9             | 78.3            | 74.1            |
| 376   | 1/22/2010 | 21:08:50 | 65.9     | A    | 40-90 | 0:12:30        | 3890451.45  | 57.7             | 91.9             | 78.3            | 74.1            |
| 377   | 1/22/2010 | 21:08:52 | 70.5     | A    | 40-90 | 0:12:32        | 11220184.54 | 57.7             | 91.9             | 78.3            | 74.1            |
| 378   | 1/22/2010 | 21:08:54 | 62.7     | A    | 40-90 | 0:12:34        | 1862087.137 | 57.7             | 91.9             | 78.3            | 74.1            |
| 379   | 1/22/2010 | 21:08:56 | 60.5     | A    | 40-90 | 0:12:36        | 1122018.454 | 57.7             | 91.9             | 78.3            | 74.1            |
| 380   | 1/22/2010 | 21:08:58 | 60.7     | A    | 40-90 | 0:12:38        | 1174897.555 | 57.7             | 91.9             | 78.3            | 74.1            |
| 381   | 1/22/2010 | 21:09:00 | 61.4     | A    | 40-90 | 0:12:40        | 1380384.265 | 57.7             | 91.9             | 78.3            | 74.1            |
| 382   | 1/22/2010 | 21:09:02 | 61.4     | A    | 40-90 | 0:12:42        | 1380384.265 | 57.7             | 91.9             | 78.3            | 74.1            |
| 383   | 1/22/2010 | 21:09:04 | 68.2     | A    | 40-90 | 0:12:44        | 6606934.48  | 57.7             | 91.9             | 78.3            | 74.1            |
| 384   | 1/22/2010 | 21:09:06 | 62.7     | A    | 40-90 | 0:12:46        | 1862087.137 | 57.7             | 91.9             | 78.3            | 74.1            |
| 385   | 1/22/2010 | 21:09:08 | 61.8     | A    | 40-90 | 0:12:48        | 1513561.248 | 57.7             | 91.9             | 78.3            | 74.1            |
| 386   | 1/22/2010 | 21:09:10 | 68.6     | A    | 40-90 | 0:12:50        | 7244359.601 | 57.7             | 91.9             | 78.3            | 74.1            |
| 387   | 1/22/2010 | 21:09:12 | 61.2     | A    | 40-90 | 0:12:52        | 1318256.739 | 57.7             | 91.9             | 78.3            | 74.1            |
| 388   | 1/22/2010 | 21:09:14 | 60.4     | A    | 40-90 | 0:12:54        | 1096478.196 | 57.7             | 91.9             | 78.3            | 74.1            |
| 389   | 1/22/2010 | 21:09:16 | 62.4     | A    | 40-90 | 0:12:56        | 1737800.829 | 57.7             | 91.9             | 78.3            | 74.1            |
| 390   | 1/22/2010 | 21:09:18 | 79.7     | A    | 40-90 | 0:12:58        | 93325430.08 | 57.7             | 91.9             | 78.3            | 74.1            |
| 391   | 1/22/2010 | 21:09:20 | 72.3     | A    | 40-90 | 0:13:00        | 16982436.52 | 57.7             | 91.9             | 78.3            | 74.1            |
| 392   | 1/22/2010 | 21:09:22 | 72.8     | A    | 40-90 | 0:13:02        | 19054607.18 | 57.7             | 91.9             | 78.3            | 74.1            |
| 393   | 1/22/2010 | 21:09:24 | 81.2     | A    | 40-90 | 0:13:04        | 131825673.9 | 57.7             | 91.9             | 78.3            | 74.1            |
| 394   | 1/22/2010 | 21:09:26 | 68.7     | A    | 40-90 | 0:13:06        | 7413102.413 | 57.7             | 91.9             | 78.3            | 74.1            |
| 395   | 1/22/2010 | 21:09:28 | 77.3     | A    | 40-90 | 0:13:08        | 53703179.64 | 57.7             | 91.9             | 78.3            | 74.1            |
| 396   | 1/22/2010 | 21:09:30 | 74.4     | A    | 40-90 | 0:13:10        | 27542287.03 | 57.7             | 91.9             | 78.3            | 74.1            |
| 397   | 1/22/2010 | 21:09:32 | 74.1     | A    | 40-90 | 0:13:12        | 25703957.83 | 57.7             | 91.9             | 78.3            | 74.1            |
| 398   | 1/22/2010 | 21:09:34 | 71       | A    | 40-90 | 0:13:14        | 12589254.12 | 57.7             | 91.9             | 78.3            | 74.1            |
| 399   | 1/22/2010 | 21:09:36 | 81.4     | A    | 40-90 | 0:13:16        | 138038426.5 | 57.7             | 91.9             | 78.3            | 74.1            |
| 400   | 1/22/2010 | 21:09:38 | 70.4     | A    | 40-90 | 0:13:18        | 10964781.96 | 57.7             | 91.9             | 78.3            | 74.1            |
| 401   | 1/22/2010 | 21:09:40 | 73.4     | A    | 40-90 | 0:13:20        | 21877616.24 | 57.7             | 91.9             | 78.3            | 74.1            |
| 402   | 1/22/2010 | 21:09:42 | 82.1     | A    | 40-90 | 0:13:22        | 162181009.7 | 57.7             | 91.9             | 78.3            | 74.1            |
| 403   | 1/22/2010 | 21:09:44 | 81       | A    | 40-90 | 0:13:24        | 125892541.2 | 57.7             | 91.9             | 78.3            | 74.1            |

## Receiver 4- Day

| Point | Date      | Time     | Pressure | Unit | Scale | Acumulate Time | 10 <sup>^(1*A)</sup> | L <sub>min</sub> | L <sub>max</sub> | L <sub>10</sub> | L <sub>eq</sub> |
|-------|-----------|----------|----------|------|-------|----------------|----------------------|------------------|------------------|-----------------|-----------------|
| 404   | 1/22/2010 | 21:09:46 | 77.7     | A    | 40-90 | 0:13:26        | 58884365.54          | 57.7             | 91.9             | 78.3            | 74.1            |
| 405   | 1/22/2010 | 21:09:48 | 75.6     | A    | 40-90 | 0:13:28        | 36307805.48          | 57.7             | 91.9             | 78.3            | 74.1            |
| 406   | 1/22/2010 | 21:09:50 | 80.2     | A    | 40-90 | 0:13:30        | 104712854.8          | 57.7             | 91.9             | 78.3            | 74.1            |
| 407   | 1/22/2010 | 21:09:52 | 79.8     | A    | 40-90 | 0:13:32        | 95499258.6           | 57.7             | 91.9             | 78.3            | 74.1            |
| 408   | 1/22/2010 | 21:09:54 | 73.5     | A    | 40-90 | 0:13:34        | 22387211.39          | 57.7             | 91.9             | 78.3            | 74.1            |
| 409   | 1/22/2010 | 21:09:56 | 82       | A    | 40-90 | 0:13:36        | 158489319.2          | 57.7             | 91.9             | 78.3            | 74.1            |
| 410   | 1/22/2010 | 21:09:58 | 73.9     | A    | 40-90 | 0:13:38        | 24547089.16          | 57.7             | 91.9             | 78.3            | 74.1            |
| 411   | 1/22/2010 | 21:10:00 | 79.5     | A    | 40-90 | 0:13:40        | 89125093.81          | 57.7             | 91.9             | 78.3            | 74.1            |
| 412   | 1/22/2010 | 21:10:02 | 83.1     | A    | 40-90 | 0:13:42        | 204173794.5          | 57.7             | 91.9             | 78.3            | 74.1            |
| 413   | 1/22/2010 | 21:10:04 | 73.9     | A    | 40-90 | 0:13:44        | 24547089.16          | 57.7             | 91.9             | 78.3            | 74.1            |
| 414   | 1/22/2010 | 21:10:06 | 78.9     | A    | 40-90 | 0:13:46        | 77624711.66          | 57.7             | 91.9             | 78.3            | 74.1            |
| 415   | 1/22/2010 | 21:10:08 | 79.1     | A    | 40-90 | 0:13:48        | 81283051.62          | 57.7             | 91.9             | 78.3            | 74.1            |
| 416   | 1/22/2010 | 21:10:10 | 73.6     | A    | 40-90 | 0:13:50        | 22908676.53          | 57.7             | 91.9             | 78.3            | 74.1            |
| 417   | 1/22/2010 | 21:10:12 | 74.4     | A    | 40-90 | 0:13:52        | 27542287.03          | 57.7             | 91.9             | 78.3            | 74.1            |
| 418   | 1/22/2010 | 21:10:14 | 73.2     | A    | 40-90 | 0:13:54        | 20892961.31          | 57.7             | 91.9             | 78.3            | 74.1            |
| 419   | 1/22/2010 | 21:10:16 | 68.3     | A    | 40-90 | 0:13:56        | 6760829.754          | 57.7             | 91.9             | 78.3            | 74.1            |
| 420   | 1/22/2010 | 21:10:18 | 68.8     | A    | 40-90 | 0:13:58        | 7585775.75           | 57.7             | 91.9             | 78.3            | 74.1            |
| 421   | 1/22/2010 | 21:10:20 | 75.8     | A    | 40-90 | 0:14:00        | 38018939.63          | 57.7             | 91.9             | 78.3            | 74.1            |
| 422   | 1/22/2010 | 21:10:22 | 74       | A    | 40-90 | 0:14:02        | 25118864.32          | 57.7             | 91.9             | 78.3            | 74.1            |
| 423   | 1/22/2010 | 21:10:24 | 73.9     | A    | 40-90 | 0:14:04        | 24547089.16          | 57.7             | 91.9             | 78.3            | 74.1            |
| 424   | 1/22/2010 | 21:10:26 | 71       | A    | 40-90 | 0:14:06        | 12589254.12          | 57.7             | 91.9             | 78.3            | 74.1            |
| 425   | 1/22/2010 | 21:10:28 | 64.3     | A    | 40-90 | 0:14:08        | 2691534.804          | 57.7             | 91.9             | 78.3            | 74.1            |
| 426   | 1/22/2010 | 21:10:30 | 62.3     | A    | 40-90 | 0:14:10        | 1698243.652          | 57.7             | 91.9             | 78.3            | 74.1            |
| 427   | 1/22/2010 | 21:10:32 | 65.5     | A    | 40-90 | 0:14:12        | 3548133.892          | 57.7             | 91.9             | 78.3            | 74.1            |
| 428   | 1/22/2010 | 21:10:34 | 75       | A    | 40-90 | 0:14:14        | 31622776.6           | 57.7             | 91.9             | 78.3            | 74.1            |
| 429   | 1/22/2010 | 21:10:36 | 76.1     | A    | 40-90 | 0:14:16        | 40738027.78          | 57.7             | 91.9             | 78.3            | 74.1            |
| 430   | 1/22/2010 | 21:10:38 | 64.5     | A    | 40-90 | 0:14:18        | 2818382.931          | 57.7             | 91.9             | 78.3            | 74.1            |
| 431   | 1/22/2010 | 21:10:40 | 59.7     | A    | 40-90 | 0:14:20        | 933254.3008          | 57.7             | 91.9             | 78.3            | 74.1            |
| 432   | 1/22/2010 | 21:10:42 | 60.2     | A    | 40-90 | 0:14:22        | 1047128.548          | 57.7             | 91.9             | 78.3            | 74.1            |
| 433   | 1/22/2010 | 21:10:44 | 66       | A    | 40-90 | 0:14:24        | 3981071.706          | 57.7             | 91.9             | 78.3            | 74.1            |
| 434   | 1/22/2010 | 21:10:46 | 72.8     | A    | 40-90 | 0:14:26        | 19054607.18          | 57.7             | 91.9             | 78.3            | 74.1            |

## Receiver 4- Day

| Point | Date      | Time     | Pressure | Unit | Scale | Acumulate Time | 10 <sup>^(.1*A)</sup> | L <sub>min</sub> | L <sub>max</sub> | L <sub>10</sub> | L <sub>eq</sub> |
|-------|-----------|----------|----------|------|-------|----------------|-----------------------|------------------|------------------|-----------------|-----------------|
| 435   | 1/22/2010 | 21:10:48 | 67.6     | A    | 40-90 | 0:14:28        | 5754399.373           | 57.7             | 91.9             | 78.3            | 74.1            |
| 436   | 1/22/2010 | 21:10:50 | 72.4     | A    | 40-90 | 0:14:30        | 17378008.29           | 57.7             | 91.9             | 78.3            | 74.1            |
| 437   | 1/22/2010 | 21:10:52 | 83.2     | A    | 40-90 | 0:14:32        | 208929613.1           | 57.7             | 91.9             | 78.3            | 74.1            |
| 438   | 1/22/2010 | 21:10:54 | 65.5     | A    | 40-90 | 0:14:34        | 3548133.892           | 57.7             | 91.9             | 78.3            | 74.1            |
| 439   | 1/22/2010 | 21:10:56 | 61.1     | A    | 40-90 | 0:14:36        | 1288249.552           | 57.7             | 91.9             | 78.3            | 74.1            |
| 440   | 1/22/2010 | 21:10:58 | 59.6     | A    | 40-90 | 0:14:38        | 912010.8394           | 57.7             | 91.9             | 78.3            | 74.1            |
| 441   | 1/22/2010 | 21:11:00 | 59.2     | A    | 40-90 | 0:14:40        | 831763.7711           | 57.7             | 91.9             | 78.3            | 74.1            |
| 442   | 1/22/2010 | 21:11:02 | 59.8     | A    | 40-90 | 0:14:42        | 954992.586            | 57.7             | 91.9             | 78.3            | 74.1            |
| 443   | 1/22/2010 | 21:11:04 | 77.5     | A    | 40-90 | 0:14:44        | 56234132.52           | 57.7             | 91.9             | 78.3            | 74.1            |
| 444   | 1/22/2010 | 21:11:06 | 63.2     | A    | 40-90 | 0:14:46        | 2089296.131           | 57.7             | 91.9             | 78.3            | 74.1            |
| 445   | 1/22/2010 | 21:11:08 | 60.4     | A    | 40-90 | 0:14:48        | 1096478.196           | 57.7             | 91.9             | 78.3            | 74.1            |
| 446   | 1/22/2010 | 21:11:10 | 61.4     | A    | 40-90 | 0:14:50        | 1380384.265           | 57.7             | 91.9             | 78.3            | 74.1            |
| 447   | 1/22/2010 | 21:11:12 | 66.1     | A    | 40-90 | 0:14:52        | 4073802.778           | 57.7             | 91.9             | 78.3            | 74.1            |
| 448   | 1/22/2010 | 21:11:14 | 59.3     | A    | 40-90 | 0:14:54        | 851138.0382           | 57.7             | 91.9             | 78.3            | 74.1            |
| 449   | 1/22/2010 | 21:11:16 | 58.8     | A    | 40-90 | 0:14:56        | 758577.575            | 57.7             | 91.9             | 78.3            | 74.1            |
| 450   | 1/22/2010 | 21:11:18 | 58.5     | A    | 40-90 | 0:14:58        | 707945.7844           | 57.7             | 91.9             | 78.3            | 74.1            |
| 451   | 1/22/2010 | 21:11:20 | 58.3     | A    | 40-90 | 0:15:00        | 676082.9754           | 57.7             | 91.9             | 78.3            | 74.1            |
| 452   | 1/22/2010 | 21:11:22 | 59.6     | A    | 40-90 | 0:15:02        | 912010.8394           | 57.7             | 91.9             | 78.3            | 74.1            |
| 453   | 1/22/2010 | 21:11:24 | 61.8     | A    | 40-90 | 0:15:04        | 1513561.248           | 57.7             | 91.9             | 78.3            | 74.1            |
| 454   | 1/22/2010 | 21:11:26 | 65.3     | A    | 40-90 | 0:15:06        | 3388441.561           | 57.7             | 91.9             | 78.3            | 74.1            |
| 455   | 1/22/2010 | 21:11:28 | 75.7     | A    | 40-90 | 0:15:08        | 37153522.91           | 57.7             | 91.9             | 78.3            | 74.1            |
| 456   | 1/22/2010 | 21:11:30 | 76.3     | A    | 40-90 | 0:15:10        | 42657951.88           | 57.7             | 91.9             | 78.3            | 74.1            |
| 457   | 1/22/2010 | 21:11:32 | 64       | A    | 40-90 | 0:15:12        | 2511886.432           | 57.7             | 91.9             | 78.3            | 74.1            |
| 458   | 1/22/2010 | 21:11:34 | 61.3     | A    | 40-90 | 0:15:14        | 1348962.883           | 57.7             | 91.9             | 78.3            | 74.1            |
| 459   | 1/22/2010 | 21:11:36 | 63.9     | A    | 40-90 | 0:15:16        | 2454708.916           | 57.7             | 91.9             | 78.3            | 74.1            |
| 460   | 1/22/2010 | 21:11:38 | 70.7     | A    | 40-90 | 0:15:18        | 11748975.55           | 57.7             | 91.9             | 78.3            | 74.1            |
| 461   | 1/22/2010 | 21:11:40 | 76.6     | A    | 40-90 | 0:15:20        | 45708818.96           | 57.7             | 91.9             | 78.3            | 74.1            |
| 462   | 1/22/2010 | 21:11:42 | 76.8     | A    | 40-90 | 0:15:22        | 47863009.23           | 57.7             | 91.9             | 78.3            | 74.1            |
| 463   | 1/22/2010 | 21:11:44 | 73.8     | A    | 40-90 | 0:15:24        | 23988329.19           | 57.7             | 91.9             | 78.3            | 74.1            |
| 464   | 1/22/2010 | 21:11:46 | 72.5     | A    | 40-90 | 0:15:26        | 17782794.1            | 57.7             | 91.9             | 78.3            | 74.1            |
| 465   | 1/22/2010 | 21:11:48 | 62.3     | A    | 40-90 | 0:15:28        | 1698243.652           | 57.7             | 91.9             | 78.3            | 74.1            |

## Receiver 4- Day

| Point | Date      | Time     | Pressure | Unit | Scale | Acumulate Time | 10^(1*A)    | L <sub>min</sub> | L <sub>max</sub> | L <sub>10</sub> | L <sub>eq</sub> |
|-------|-----------|----------|----------|------|-------|----------------|-------------|------------------|------------------|-----------------|-----------------|
| 466   | 1/22/2010 | 21:11:50 | 61.6     | A    | 40-90 | 0:15:30        | 1445439.771 | 57.7             | 91.9             | 78.3            | 74.1            |
| 467   | 1/22/2010 | 21:11:52 | 61.6     | A    | 40-90 | 0:15:32        | 1445439.771 | 57.7             | 91.9             | 78.3            | 74.1            |
| 468   | 1/22/2010 | 21:11:54 | 67.8     | A    | 40-90 | 0:15:34        | 6025595.861 | 57.7             | 91.9             | 78.3            | 74.1            |
| 469   | 1/22/2010 | 21:11:56 | 63       | A    | 40-90 | 0:15:36        | 1995262.315 | 57.7             | 91.9             | 78.3            | 74.1            |
| 470   | 1/22/2010 | 21:11:58 | 68.3     | A    | 40-90 | 0:15:38        | 6760829.754 | 57.7             | 91.9             | 78.3            | 74.1            |
| 471   | 1/22/2010 | 21:12:00 | 66.7     | A    | 40-90 | 0:15:40        | 4677351.413 | 57.7             | 91.9             | 78.3            | 74.1            |
| 472   | 1/22/2010 | 21:12:02 | 76       | A    | 40-90 | 0:15:42        | 39810717.06 | 57.7             | 91.9             | 78.3            | 74.1            |
| 473   | 1/22/2010 | 21:12:04 | 71.6     | A    | 40-90 | 0:15:44        | 14454397.71 | 57.7             | 91.9             | 78.3            | 74.1            |
| 474   | 1/22/2010 | 21:12:06 | 62.4     | A    | 40-90 | 0:15:46        | 1737800.829 | 57.7             | 91.9             | 78.3            | 74.1            |
| 475   | 1/22/2010 | 21:12:08 | 59.1     | A    | 40-90 | 0:15:48        | 812830.5162 | 57.7             | 91.9             | 78.3            | 74.1            |
| 476   | 1/22/2010 | 21:12:10 | 60.4     | A    | 40-90 | 0:15:50        | 1096478.196 | 57.7             | 91.9             | 78.3            | 74.1            |
| 477   | 1/22/2010 | 21:12:12 | 63.3     | A    | 40-90 | 0:15:52        | 2137962.09  | 57.7             | 91.9             | 78.3            | 74.1            |
| 478   | 1/22/2010 | 21:12:14 | 77.4     | A    | 40-90 | 0:15:54        | 54954087.39 | 57.7             | 91.9             | 78.3            | 74.1            |
| 479   | 1/22/2010 | 21:12:16 | 65.7     | A    | 40-90 | 0:15:56        | 3715352.291 | 57.7             | 91.9             | 78.3            | 74.1            |
| 480   | 1/22/2010 | 21:12:18 | 64       | A    | 40-90 | 0:15:58        | 2511886.432 | 57.7             | 91.9             | 78.3            | 74.1            |
| 481   | 1/22/2010 | 21:12:20 | 82.2     | A    | 40-90 | 0:16:00        | 165958690.7 | 57.7             | 91.9             | 78.3            | 74.1            |
| 482   | 1/22/2010 | 21:12:22 | 70.3     | A    | 40-90 | 0:16:02        | 10715193.05 | 57.7             | 91.9             | 78.3            | 74.1            |
| 483   | 1/22/2010 | 21:12:24 | 65.6     | A    | 40-90 | 0:16:04        | 3630780.548 | 57.7             | 91.9             | 78.3            | 74.1            |
| 484   | 1/22/2010 | 21:12:26 | 79.2     | A    | 40-90 | 0:16:06        | 83176377.11 | 57.7             | 91.9             | 78.3            | 74.1            |
| 485   | 1/22/2010 | 21:12:28 | 81.8     | A    | 40-90 | 0:16:08        | 151356124.8 | 57.7             | 91.9             | 78.3            | 74.1            |
| 486   | 1/22/2010 | 21:12:30 | 75.1     | A    | 40-90 | 0:16:10        | 32359365.69 | 57.7             | 91.9             | 78.3            | 74.1            |
| 487   | 1/22/2010 | 21:12:32 | 82       | A    | 40-90 | 0:16:12        | 158489319.2 | 57.7             | 91.9             | 78.3            | 74.1            |
| 488   | 1/22/2010 | 21:12:34 | 73.5     | A    | 40-90 | 0:16:14        | 22387211.39 | 57.7             | 91.9             | 78.3            | 74.1            |
| 489   | 1/22/2010 | 21:12:36 | 82       | A    | 40-90 | 0:16:16        | 158489319.2 | 57.7             | 91.9             | 78.3            | 74.1            |
| 490   | 1/22/2010 | 21:12:38 | 80.1     | A    | 40-90 | 0:16:18        | 102329299.2 | 57.7             | 91.9             | 78.3            | 74.1            |
| 491   | 1/22/2010 | 21:12:40 | 72.4     | A    | 40-90 | 0:16:20        | 17378008.29 | 57.7             | 91.9             | 78.3            | 74.1            |
| 492   | 1/22/2010 | 21:12:42 | 66.4     | A    | 40-90 | 0:16:22        | 4365158.322 | 57.7             | 91.9             | 78.3            | 74.1            |
| 493   | 1/22/2010 | 21:12:44 | 62.5     | A    | 40-90 | 0:16:24        | 1778279.41  | 57.7             | 91.9             | 78.3            | 74.1            |
| 494   | 1/22/2010 | 21:12:46 | 60.7     | A    | 40-90 | 0:16:26        | 1174897.555 | 57.7             | 91.9             | 78.3            | 74.1            |
| 495   | 1/22/2010 | 21:12:48 | 62.7     | A    | 40-90 | 0:16:28        | 1862087.137 | 57.7             | 91.9             | 78.3            | 74.1            |
| 496   | 1/22/2010 | 21:12:50 | 64.2     | A    | 40-90 | 0:16:30        | 2630267.992 | 57.7             | 91.9             | 78.3            | 74.1            |

## Receiver 4- Day

| Point | Date      | Time     | Pressure | Unit | Scale | Acumulate Time | 10^(1*A)    | L <sub>min</sub> | L <sub>max</sub> | L <sub>10</sub> | L <sub>eq</sub> |
|-------|-----------|----------|----------|------|-------|----------------|-------------|------------------|------------------|-----------------|-----------------|
| 497   | 1/22/2010 | 21:12:52 | 76.3     | A    | 40-90 | 0:16:32        | 42657951.88 | 57.7             | 91.9             | 78.3            | 74.1            |
| 498   | 1/22/2010 | 21:12:54 | 69       | A    | 40-90 | 0:16:34        | 7943282.347 | 57.7             | 91.9             | 78.3            | 74.1            |
| 499   | 1/22/2010 | 21:12:56 | 61.7     | A    | 40-90 | 0:16:36        | 1479108.388 | 57.7             | 91.9             | 78.3            | 74.1            |
| 500   | 1/22/2010 | 21:12:58 | 61.7     | A    | 40-90 | 0:16:38        | 1479108.388 | 57.7             | 91.9             | 78.3            | 74.1            |
| 501   | 1/22/2010 | 21:13:00 | 61.8     | A    | 40-90 | 0:16:40        | 1513561.248 | 57.7             | 91.9             | 78.3            | 74.1            |
| 502   | 1/22/2010 | 21:13:02 | 63.8     | A    | 40-90 | 0:16:42        | 2398832.919 | 57.7             | 91.9             | 78.3            | 74.1            |
| 503   | 1/22/2010 | 21:13:04 | 72.1     | A    | 40-90 | 0:16:44        | 16218100.97 | 57.7             | 91.9             | 78.3            | 74.1            |
| 504   | 1/22/2010 | 21:13:06 | 66.5     | A    | 40-90 | 0:16:46        | 4466835.922 | 57.7             | 91.9             | 78.3            | 74.1            |
| 505   | 1/22/2010 | 21:13:08 | 66       | A    | 40-90 | 0:16:48        | 3981071.706 | 57.7             | 91.9             | 78.3            | 74.1            |
| 506   | 1/22/2010 | 21:13:10 | 62.4     | A    | 40-90 | 0:16:50        | 1737800.829 | 57.7             | 91.9             | 78.3            | 74.1            |
| 507   | 1/22/2010 | 21:13:12 | 69.6     | A    | 40-90 | 0:16:52        | 9120108.394 | 57.7             | 91.9             | 78.3            | 74.1            |
| 508   | 1/22/2010 | 21:13:14 | 66.9     | A    | 40-90 | 0:16:54        | 4897788.194 | 57.7             | 91.9             | 78.3            | 74.1            |
| 509   | 1/22/2010 | 21:13:16 | 64.6     | A    | 40-90 | 0:16:56        | 2884031.503 | 57.7             | 91.9             | 78.3            | 74.1            |
| 510   | 1/22/2010 | 21:13:18 | 73.2     | A    | 40-90 | 0:16:58        | 20892961.31 | 57.7             | 91.9             | 78.3            | 74.1            |
| 511   | 1/22/2010 | 21:13:20 | 73.8     | A    | 40-90 | 0:17:00        | 23988329.19 | 57.7             | 91.9             | 78.3            | 74.1            |
| 512   | 1/22/2010 | 21:13:22 | 63.9     | A    | 40-90 | 0:17:02        | 2454708.916 | 57.7             | 91.9             | 78.3            | 74.1            |
| 513   | 1/22/2010 | 21:13:24 | 62.2     | A    | 40-90 | 0:17:04        | 1659586.907 | 57.7             | 91.9             | 78.3            | 74.1            |
| 514   | 1/22/2010 | 21:13:26 | 69.1     | A    | 40-90 | 0:17:06        | 8128305.162 | 57.7             | 91.9             | 78.3            | 74.1            |
| 515   | 1/22/2010 | 21:13:28 | 75.1     | A    | 40-90 | 0:17:08        | 32359365.69 | 57.7             | 91.9             | 78.3            | 74.1            |
| 516   | 1/22/2010 | 21:13:30 | 73.5     | A    | 40-90 | 0:17:10        | 22387211.39 | 57.7             | 91.9             | 78.3            | 74.1            |
| 517   | 1/22/2010 | 21:13:32 | 65.6     | A    | 40-90 | 0:17:12        | 3630780.548 | 57.7             | 91.9             | 78.3            | 74.1            |
| 518   | 1/22/2010 | 21:13:34 | 62.3     | A    | 40-90 | 0:17:14        | 1698243.652 | 57.7             | 91.9             | 78.3            | 74.1            |
| 519   | 1/22/2010 | 21:13:36 | 65       | A    | 40-90 | 0:17:16        | 3162277.66  | 57.7             | 91.9             | 78.3            | 74.1            |
| 520   | 1/22/2010 | 21:13:38 | 69.7     | A    | 40-90 | 0:17:18        | 9332543.008 | 57.7             | 91.9             | 78.3            | 74.1            |
| 521   | 1/22/2010 | 21:13:40 | 62.6     | A    | 40-90 | 0:17:20        | 1819700.859 | 57.7             | 91.9             | 78.3            | 74.1            |
| 522   | 1/22/2010 | 21:13:42 | 60.7     | A    | 40-90 | 0:17:22        | 1174897.555 | 57.7             | 91.9             | 78.3            | 74.1            |
| 523   | 1/22/2010 | 21:13:44 | 65.5     | A    | 40-90 | 0:17:24        | 3548133.892 | 57.7             | 91.9             | 78.3            | 74.1            |
| 524   | 1/22/2010 | 21:13:46 | 78.5     | A    | 40-90 | 0:17:26        | 70794578.44 | 57.7             | 91.9             | 78.3            | 74.1            |
| 525   | 1/22/2010 | 21:13:48 | 63.3     | A    | 40-90 | 0:17:28        | 2137962.09  | 57.7             | 91.9             | 78.3            | 74.1            |
| 526   | 1/22/2010 | 21:13:50 | 59.3     | A    | 40-90 | 0:17:30        | 851138.0382 | 57.7             | 91.9             | 78.3            | 74.1            |
| 527   | 1/22/2010 | 21:13:52 | 58.8     | A    | 40-90 | 0:17:32        | 758577.575  | 57.7             | 91.9             | 78.3            | 74.1            |



## Receiver 4- Day

| Point | Date      | Time     | Pressure | Unit | Scale | Acumulate Time | 10^(1*A)    | L <sub>min</sub> | L <sub>max</sub> | L <sub>10</sub> | L <sub>eq</sub> |
|-------|-----------|----------|----------|------|-------|----------------|-------------|------------------|------------------|-----------------|-----------------|
| 528   | 1/22/2010 | 21:13:54 | 60       | A    | 40-90 | 0:17:34        | 1000000     | 57.7             | 91.9             | 78.3            | 74.1            |
| 529   | 1/22/2010 | 21:13:56 | 76.3     | A    | 40-90 | 0:17:36        | 42657951.88 | 57.7             | 91.9             | 78.3            | 74.1            |
| 530   | 1/22/2010 | 21:13:58 | 71.5     | A    | 40-90 | 0:17:38        | 14125375.45 | 57.7             | 91.9             | 78.3            | 74.1            |
| 531   | 1/22/2010 | 21:14:00 | 63.8     | A    | 40-90 | 0:17:40        | 2398832.919 | 57.7             | 91.9             | 78.3            | 74.1            |
| 532   | 1/22/2010 | 21:14:02 | 74.6     | A    | 40-90 | 0:17:42        | 28840315.03 | 57.7             | 91.9             | 78.3            | 74.1            |
| 533   | 1/22/2010 | 21:14:04 | 69.6     | A    | 40-90 | 0:17:44        | 9120108.394 | 57.7             | 91.9             | 78.3            | 74.1            |
| 534   | 1/22/2010 | 21:14:06 | 75.6     | A    | 40-90 | 0:17:46        | 36307805.48 | 57.7             | 91.9             | 78.3            | 74.1            |
| 535   | 1/22/2010 | 21:14:08 | 76.5     | A    | 40-90 | 0:17:48        | 44668359.22 | 57.7             | 91.9             | 78.3            | 74.1            |
| 536   | 1/22/2010 | 21:14:10 | 72.1     | A    | 40-90 | 0:17:50        | 16218100.97 | 57.7             | 91.9             | 78.3            | 74.1            |
| 537   | 1/22/2010 | 21:14:12 | 70.4     | A    | 40-90 | 0:17:52        | 10964781.96 | 57.7             | 91.9             | 78.3            | 74.1            |
| 538   | 1/22/2010 | 21:14:14 | 62.6     | A    | 40-90 | 0:17:54        | 1819700.859 | 57.7             | 91.9             | 78.3            | 74.1            |
| 539   | 1/22/2010 | 21:14:16 | 61.2     | A    | 40-90 | 0:17:56        | 1318256.739 | 57.7             | 91.9             | 78.3            | 74.1            |
| 540   | 1/22/2010 | 21:14:18 | 62       | A    | 40-90 | 0:17:58        | 1584893.192 | 57.7             | 91.9             | 78.3            | 74.1            |
| 541   | 1/22/2010 | 21:14:20 | 64       | A    | 40-90 | 0:18:00        | 2511886.432 | 57.7             | 91.9             | 78.3            | 74.1            |
| 542   | 1/22/2010 | 21:14:22 | 69.9     | A    | 40-90 | 0:18:02        | 9772372.21  | 57.7             | 91.9             | 78.3            | 74.1            |
| 543   | 1/22/2010 | 21:14:24 | 64.2     | A    | 40-90 | 0:18:04        | 2630267.992 | 57.7             | 91.9             | 78.3            | 74.1            |
| 544   | 1/22/2010 | 21:14:26 | 63.4     | A    | 40-90 | 0:18:06        | 2187761.624 | 57.7             | 91.9             | 78.3            | 74.1            |
| 545   | 1/22/2010 | 21:14:28 | 65.8     | A    | 40-90 | 0:18:08        | 3801893.963 | 57.7             | 91.9             | 78.3            | 74.1            |
| 546   | 1/22/2010 | 21:14:30 | 75.5     | A    | 40-90 | 0:18:10        | 35481338.92 | 57.7             | 91.9             | 78.3            | 74.1            |
| 547   | 1/22/2010 | 21:14:32 | 72.9     | A    | 40-90 | 0:18:12        | 19498446    | 57.7             | 91.9             | 78.3            | 74.1            |
| 548   | 1/22/2010 | 21:14:34 | 80.7     | A    | 40-90 | 0:18:14        | 117489755.5 | 57.7             | 91.9             | 78.3            | 74.1            |
| 549   | 1/22/2010 | 21:14:36 | 74.5     | A    | 40-90 | 0:18:16        | 28183829.31 | 57.7             | 91.9             | 78.3            | 74.1            |
| 550   | 1/22/2010 | 21:14:38 | 72.4     | A    | 40-90 | 0:18:18        | 17378008.29 | 57.7             | 91.9             | 78.3            | 74.1            |
| 551   | 1/22/2010 | 21:14:40 | 74.7     | A    | 40-90 | 0:18:20        | 29512092.27 | 57.7             | 91.9             | 78.3            | 74.1            |
| 552   | 1/22/2010 | 21:14:42 | 69.5     | A    | 40-90 | 0:18:22        | 8912509.381 | 57.7             | 91.9             | 78.3            | 74.1            |
| 553   | 1/22/2010 | 21:14:44 | 66.4     | A    | 40-90 | 0:18:24        | 4365158.322 | 57.7             | 91.9             | 78.3            | 74.1            |
| 554   | 1/22/2010 | 21:14:46 | 74.9     | A    | 40-90 | 0:18:26        | 30902954.33 | 57.7             | 91.9             | 78.3            | 74.1            |
| 555   | 1/22/2010 | 21:14:48 | 80.5     | A    | 40-90 | 0:18:28        | 112201845.4 | 57.7             | 91.9             | 78.3            | 74.1            |
| 556   | 1/22/2010 | 21:14:50 | 75.8     | A    | 40-90 | 0:18:30        | 38018939.63 | 57.7             | 91.9             | 78.3            | 74.1            |
| 557   | 1/22/2010 | 21:14:52 | 67.5     | A    | 40-90 | 0:18:32        | 5623413.252 | 57.7             | 91.9             | 78.3            | 74.1            |
| 558   | 1/22/2010 | 21:14:54 | 73.1     | A    | 40-90 | 0:18:34        | 20417379.45 | 57.7             | 91.9             | 78.3            | 74.1            |

## Receiver 4- Day

| Point | Date      | Time     | Pressure | Unit | Scale | Acumulate Time | 10 <sup>^(.1*A)</sup> | L <sub>min</sub> | L <sub>max</sub> | L <sub>10</sub> | L <sub>eq</sub> |
|-------|-----------|----------|----------|------|-------|----------------|-----------------------|------------------|------------------|-----------------|-----------------|
| 559   | 1/22/2010 | 21:14:56 | 77.9     | A    | 40-90 | 0:18:36        | 61659500.19           | 57.7             | 91.9             | 78.3            | 74.1            |
| 560   | 1/22/2010 | 21:14:58 | 75.1     | A    | 40-90 | 0:18:38        | 32359365.69           | 57.7             | 91.9             | 78.3            | 74.1            |
| 561   | 1/22/2010 | 21:15:00 | 78.3     | A    | 40-90 | 0:18:40        | 67608297.54           | 57.7             | 91.9             | 78.3            | 74.1            |
| 562   | 1/22/2010 | 21:15:02 | 72       | A    | 40-90 | 0:18:42        | 15848931.92           | 57.7             | 91.9             | 78.3            | 74.1            |
| 563   | 1/22/2010 | 21:15:04 | 76.1     | A    | 40-90 | 0:18:44        | 40738027.78           | 57.7             | 91.9             | 78.3            | 74.1            |
| 564   | 1/22/2010 | 21:15:06 | 72.7     | A    | 40-90 | 0:18:46        | 18620871.37           | 57.7             | 91.9             | 78.3            | 74.1            |
| 565   | 1/22/2010 | 21:15:08 | 66.6     | A    | 40-90 | 0:18:48        | 4570881.896           | 57.7             | 91.9             | 78.3            | 74.1            |
| 566   | 1/22/2010 | 21:15:10 | 62.2     | A    | 40-90 | 0:18:50        | 1659586.907           | 57.7             | 91.9             | 78.3            | 74.1            |
| 567   | 1/22/2010 | 21:15:12 | 63.6     | A    | 40-90 | 0:18:52        | 2290867.653           | 57.7             | 91.9             | 78.3            | 74.1            |
| 568   | 1/22/2010 | 21:15:14 | 77       | A    | 40-90 | 0:18:54        | 50118723.36           | 57.7             | 91.9             | 78.3            | 74.1            |
| 569   | 1/22/2010 | 21:15:16 | 72.9     | A    | 40-90 | 0:18:56        | 19498446              | 57.7             | 91.9             | 78.3            | 74.1            |
| 570   | 1/22/2010 | 21:15:18 | 67.7     | A    | 40-90 | 0:18:58        | 5888436.554           | 57.7             | 91.9             | 78.3            | 74.1            |
| 571   | 1/22/2010 | 21:15:20 | 81.1     | A    | 40-90 | 0:19:00        | 128824955.2           | 57.7             | 91.9             | 78.3            | 74.1            |
| 572   | 1/22/2010 | 21:15:22 | 66       | A    | 40-90 | 0:19:02        | 3981071.706           | 57.7             | 91.9             | 78.3            | 74.1            |
| 573   | 1/22/2010 | 21:15:24 | 61.1     | A    | 40-90 | 0:19:04        | 1288249.552           | 57.7             | 91.9             | 78.3            | 74.1            |
| 574   | 1/22/2010 | 21:15:26 | 61.4     | A    | 40-90 | 0:19:06        | 1380384.265           | 57.7             | 91.9             | 78.3            | 74.1            |
| 575   | 1/22/2010 | 21:15:28 | 62.4     | A    | 40-90 | 0:19:08        | 1737800.829           | 57.7             | 91.9             | 78.3            | 74.1            |
| 576   | 1/22/2010 | 21:15:30 | 69.8     | A    | 40-90 | 0:19:10        | 9549925.86            | 57.7             | 91.9             | 78.3            | 74.1            |
| 577   | 1/22/2010 | 21:15:32 | 65       | A    | 40-90 | 0:19:12        | 3162277.66            | 57.7             | 91.9             | 78.3            | 74.1            |
| 578   | 1/22/2010 | 21:15:34 | 60.6     | A    | 40-90 | 0:19:14        | 1148153.621           | 57.7             | 91.9             | 78.3            | 74.1            |
| 579   | 1/22/2010 | 21:15:36 | 61.1     | A    | 40-90 | 0:19:16        | 1288249.552           | 57.7             | 91.9             | 78.3            | 74.1            |
| 580   | 1/22/2010 | 21:15:38 | 78.1     | A    | 40-90 | 0:19:18        | 64565422.9            | 57.7             | 91.9             | 78.3            | 74.1            |
| 581   | 1/22/2010 | 21:15:40 | 69       | A    | 40-90 | 0:19:20        | 7943282.347           | 57.7             | 91.9             | 78.3            | 74.1            |
| 582   | 1/22/2010 | 21:15:42 | 61.8     | A    | 40-90 | 0:19:22        | 1513561.248           | 57.7             | 91.9             | 78.3            | 74.1            |
| 583   | 1/22/2010 | 21:15:44 | 63.9     | A    | 40-90 | 0:19:24        | 2454708.916           | 57.7             | 91.9             | 78.3            | 74.1            |
| 584   | 1/22/2010 | 21:15:46 | 68.5     | A    | 40-90 | 0:19:26        | 7079457.844           | 57.7             | 91.9             | 78.3            | 74.1            |
| 585   | 1/22/2010 | 21:15:48 | 73.5     | A    | 40-90 | 0:19:28        | 22387211.39           | 57.7             | 91.9             | 78.3            | 74.1            |
| 586   | 1/22/2010 | 21:15:50 | 76.9     | A    | 40-90 | 0:19:30        | 48977881.94           | 57.7             | 91.9             | 78.3            | 74.1            |
| 587   | 1/22/2010 | 21:15:52 | 76.8     | A    | 40-90 | 0:19:32        | 47863009.23           | 57.7             | 91.9             | 78.3            | 74.1            |
| 588   | 1/22/2010 | 21:15:54 | 73.5     | A    | 40-90 | 0:19:34        | 22387211.39           | 57.7             | 91.9             | 78.3            | 74.1            |
| 589   | 1/22/2010 | 21:15:56 | 77.5     | A    | 40-90 | 0:19:36        | 56234132.52           | 57.7             | 91.9             | 78.3            | 74.1            |

## Receiver 4- Day

| Point | Date      | Time     | Pressure | Unit | Scale | Acumulate Time | 10^(.1*A)   | L <sub>min</sub> | L <sub>max</sub> | L <sub>10</sub> | L <sub>eq</sub> |
|-------|-----------|----------|----------|------|-------|----------------|-------------|------------------|------------------|-----------------|-----------------|
| 590   | 1/22/2010 | 21:15:58 | 67.7     | A    | 40-90 | 0:19:38        | 5888436.554 | 57.7             | 91.9             | 78.3            | 74.1            |
| 591   | 1/22/2010 | 21:16:00 | 64.6     | A    | 40-90 | 0:19:40        | 2884031.503 | 57.7             | 91.9             | 78.3            | 74.1            |
| 592   | 1/22/2010 | 21:16:02 | 74.8     | A    | 40-90 | 0:19:42        | 30199517.2  | 57.7             | 91.9             | 78.3            | 74.1            |
| 593   | 1/22/2010 | 21:16:04 | 64.5     | A    | 40-90 | 0:19:44        | 2818382.931 | 57.7             | 91.9             | 78.3            | 74.1            |
| 594   | 1/22/2010 | 21:16:06 | 71.4     | A    | 40-90 | 0:19:46        | 13803842.65 | 57.7             | 91.9             | 78.3            | 74.1            |
| 595   | 1/22/2010 | 21:16:08 | 65.2     | A    | 40-90 | 0:19:48        | 3311311.215 | 57.7             | 91.9             | 78.3            | 74.1            |
| 596   | 1/22/2010 | 21:16:10 | 60.2     | A    | 40-90 | 0:19:50        | 1047128.548 | 57.7             | 91.9             | 78.3            | 74.1            |
| 597   | 1/22/2010 | 21:16:12 | 59.6     | A    | 40-90 | 0:19:52        | 912010.8394 | 57.7             | 91.9             | 78.3            | 74.1            |
| 598   | 1/22/2010 | 21:16:14 | 61.8     | A    | 40-90 | 0:19:54        | 1513561.248 | 57.7             | 91.9             | 78.3            | 74.1            |
| 599   | 1/22/2010 | 21:16:16 | 64.1     | A    | 40-90 | 0:19:56        | 2570395.783 | 57.7             | 91.9             | 78.3            | 74.1            |
| 600   | 1/22/2010 | 21:16:18 | 67.9     | A    | 40-90 | 0:19:58        | 6165950.019 | 57.7             | 91.9             | 78.3            | 74.1            |
| 601   | 1/22/2010 | 21:16:20 | 61.6     | A    | 40-90 | 0:20:00        | 1445439.771 | 57.7             | 91.9             | 78.3            | 74.1            |
| 602   | 1/22/2010 | 21:16:22 | 61       | A    | 40-90 | 0:20:02        | 1258925.412 | 57.7             | 91.9             | 78.3            | 74.1            |
| 603   | 1/22/2010 | 21:16:24 | 61.4     | A    | 40-90 | 0:20:04        | 1380384.265 | 57.7             | 91.9             | 78.3            | 74.1            |
| 604   | 1/22/2010 | 21:16:26 | 69.1     | A    | 40-90 | 0:20:06        | 8128305.162 | 57.7             | 91.9             | 78.3            | 74.1            |
| 605   | 1/22/2010 | 21:16:28 | 71       | A    | 40-90 | 0:20:08        | 12589254.12 | 57.7             | 91.9             | 78.3            | 74.1            |
| 606   | 1/22/2010 | 21:16:30 | 63.5     | A    | 40-90 | 0:20:10        | 2238721.139 | 57.7             | 91.9             | 78.3            | 74.1            |
| 607   | 1/22/2010 | 21:16:32 | 70.3     | A    | 40-90 | 0:20:12        | 10715193.05 | 57.7             | 91.9             | 78.3            | 74.1            |
| 608   | 1/22/2010 | 21:16:34 | 66.3     | A    | 40-90 | 0:20:14        | 4265795.188 | 57.7             | 91.9             | 78.3            | 74.1            |
| 609   | 1/22/2010 | 21:16:36 | 70.9     | A    | 40-90 | 0:20:16        | 12302687.71 | 57.7             | 91.9             | 78.3            | 74.1            |
| 610   | 1/22/2010 | 21:16:38 | 67.8     | A    | 40-90 | 0:20:18        | 6025595.861 | 57.7             | 91.9             | 78.3            | 74.1            |
| 611   | 1/22/2010 | 21:16:40 | 65.3     | A    | 40-90 | 0:20:20        | 3388441.561 | 57.7             | 91.9             | 78.3            | 74.1            |
| 612   | 1/22/2010 | 21:16:42 | 74.8     | A    | 40-90 | 0:20:22        | 30199517.2  | 57.7             | 91.9             | 78.3            | 74.1            |
| 613   | 1/22/2010 | 21:16:44 | 69.2     | A    | 40-90 | 0:20:24        | 8317637.711 | 57.7             | 91.9             | 78.3            | 74.1            |
| 614   | 1/22/2010 | 21:16:46 | 71.6     | A    | 40-90 | 0:20:26        | 14454397.71 | 57.7             | 91.9             | 78.3            | 74.1            |
| 615   | 1/22/2010 | 21:16:48 | 70.8     | A    | 40-90 | 0:20:28        | 12022644.35 | 57.7             | 91.9             | 78.3            | 74.1            |
| 616   | 1/22/2010 | 21:16:50 | 72.9     | A    | 40-90 | 0:20:30        | 19498446    | 57.7             | 91.9             | 78.3            | 74.1            |
| 617   | 1/22/2010 | 21:16:52 | 66.8     | A    | 40-90 | 0:20:32        | 4786300.923 | 57.7             | 91.9             | 78.3            | 74.1            |
| 618   | 1/22/2010 | 21:16:54 | 62.5     | A    | 40-90 | 0:20:34        | 1778279.41  | 57.7             | 91.9             | 78.3            | 74.1            |
| 619   | 1/22/2010 | 21:16:56 | 62.1     | A    | 40-90 | 0:20:36        | 1621810.097 | 57.7             | 91.9             | 78.3            | 74.1            |
| 620   | 1/22/2010 | 21:16:58 | 66       | A    | 40-90 | 0:20:38        | 3981071.706 | 57.7             | 91.9             | 78.3            | 74.1            |

## Receiver 4- Day

| Point | Date      | Time     | Pressure | Unit | Scale | Acumulate Time | 10^(Lp*A)   | L <sub>min</sub> | L <sub>max</sub> | L <sub>10</sub> | L <sub>eq</sub> |
|-------|-----------|----------|----------|------|-------|----------------|-------------|------------------|------------------|-----------------|-----------------|
| 621   | 1/22/2010 | 21:17:00 | 70.2     | A    | 40-90 | 0:20:40        | 10471285.48 | 57.7             | 91.9             | 78.3            | 74.1            |
| 622   | 1/22/2010 | 21:17:02 | 79.7     | A    | 40-90 | 0:20:42        | 93325430.08 | 57.7             | 91.9             | 78.3            | 74.1            |
| 623   | 1/22/2010 | 21:17:04 | 69.2     | A    | 40-90 | 0:20:44        | 8317637.711 | 57.7             | 91.9             | 78.3            | 74.1            |
| 624   | 1/22/2010 | 21:17:06 | 81.8     | A    | 40-90 | 0:20:46        | 151356124.8 | 57.7             | 91.9             | 78.3            | 74.1            |
| 625   | 1/22/2010 | 21:17:08 | 78.8     | A    | 40-90 | 0:20:48        | 75857757.5  | 57.7             | 91.9             | 78.3            | 74.1            |
| 626   | 1/22/2010 | 21:17:10 | 83.2     | A    | 40-90 | 0:20:50        | 208929613.1 | 57.7             | 91.9             | 78.3            | 74.1            |
| 627   | 1/22/2010 | 21:17:12 | 71.3     | A    | 40-90 | 0:20:52        | 13489628.83 | 57.7             | 91.9             | 78.3            | 74.1            |
| 628   | 1/22/2010 | 21:17:14 | 64.1     | A    | 40-90 | 0:20:54        | 2570395.783 | 57.7             | 91.9             | 78.3            | 74.1            |
| 629   | 1/22/2010 | 21:17:16 | 61.8     | A    | 40-90 | 0:20:56        | 1513561.248 | 57.7             | 91.9             | 78.3            | 74.1            |
| 630   | 1/22/2010 | 21:17:18 | 62.6     | A    | 40-90 | 0:20:58        | 1819700.859 | 57.7             | 91.9             | 78.3            | 74.1            |
| 631   | 1/22/2010 | 21:17:20 | 64.8     | A    | 40-90 | 0:21:00        | 3019951.72  | 57.7             | 91.9             | 78.3            | 74.1            |
| 632   | 1/22/2010 | 21:17:22 | 67.3     | A    | 40-90 | 0:21:02        | 5370317.964 | 57.7             | 91.9             | 78.3            | 74.1            |
| 633   | 1/22/2010 | 21:17:24 | 70.8     | A    | 40-90 | 0:21:04        | 12022644.35 | 57.7             | 91.9             | 78.3            | 74.1            |
| 634   | 1/22/2010 | 21:17:26 | 71.3     | A    | 40-90 | 0:21:06        | 13489628.83 | 57.7             | 91.9             | 78.3            | 74.1            |
| 635   | 1/22/2010 | 21:17:28 | 76.3     | A    | 40-90 | 0:21:08        | 42657951.88 | 57.7             | 91.9             | 78.3            | 74.1            |
| 636   | 1/22/2010 | 21:17:30 | 68.3     | A    | 40-90 | 0:21:10        | 6760829.754 | 57.7             | 91.9             | 78.3            | 74.1            |
| 637   | 1/22/2010 | 21:17:32 | 77.3     | A    | 40-90 | 0:21:12        | 53703179.64 | 57.7             | 91.9             | 78.3            | 74.1            |
| 638   | 1/22/2010 | 21:17:34 | 64.3     | A    | 40-90 | 0:21:14        | 2691534.804 | 57.7             | 91.9             | 78.3            | 74.1            |
| 639   | 1/22/2010 | 21:17:36 | 61       | A    | 40-90 | 0:21:16        | 1258925.412 | 57.7             | 91.9             | 78.3            | 74.1            |
| 640   | 1/22/2010 | 21:17:38 | 73.9     | A    | 40-90 | 0:21:18        | 24547089.16 | 57.7             | 91.9             | 78.3            | 74.1            |
| 641   | 1/22/2010 | 21:17:40 | 71.5     | A    | 40-90 | 0:21:20        | 14125375.45 | 57.7             | 91.9             | 78.3            | 74.1            |
| 642   | 1/22/2010 | 21:17:42 | 71       | A    | 40-90 | 0:21:22        | 12589254.12 | 57.7             | 91.9             | 78.3            | 74.1            |
| 643   | 1/22/2010 | 21:17:44 | 69.3     | A    | 40-90 | 0:21:24        | 8511380.382 | 57.7             | 91.9             | 78.3            | 74.1            |
| 644   | 1/22/2010 | 21:17:46 | 81.8     | A    | 40-90 | 0:21:26        | 151356124.8 | 57.7             | 91.9             | 78.3            | 74.1            |
| 645   | 1/22/2010 | 21:17:48 | 74.7     | A    | 40-90 | 0:21:28        | 29512092.27 | 57.7             | 91.9             | 78.3            | 74.1            |
| 646   | 1/22/2010 | 21:17:50 | 72.8     | A    | 40-90 | 0:21:30        | 19054607.18 | 57.7             | 91.9             | 78.3            | 74.1            |
| 647   | 1/22/2010 | 21:17:52 | 65.3     | A    | 40-90 | 0:21:32        | 3388441.561 | 57.7             | 91.9             | 78.3            | 74.1            |
| 648   | 1/22/2010 | 21:17:54 | 69.7     | A    | 40-90 | 0:21:34        | 9332543.008 | 57.7             | 91.9             | 78.3            | 74.1            |
| 649   | 1/22/2010 | 21:17:56 | 63.7     | A    | 40-90 | 0:21:36        | 2344228.815 | 57.7             | 91.9             | 78.3            | 74.1            |
| 650   | 1/22/2010 | 21:17:58 | 67.2     | A    | 40-90 | 0:21:38        | 5248074.602 | 57.7             | 91.9             | 78.3            | 74.1            |
| 651   | 1/22/2010 | 21:18:00 | 84.3     | A    | 40-90 | 0:21:40        | 269153480.4 | 57.7             | 91.9             | 78.3            | 74.1            |

## Receiver 4- Day

| Point | Date      | Time     | Pressure | Unit | Scale | Acumulate Time | 10 <sup>^(1*A)</sup> | L <sub>min</sub> | L <sub>max</sub> | L <sub>10</sub> | L <sub>eq</sub> |
|-------|-----------|----------|----------|------|-------|----------------|----------------------|------------------|------------------|-----------------|-----------------|
| 652   | 1/22/2010 | 21:18:02 | 75       | A    | 40-90 | 0:21:42        | 31622776.6           | 57.7             | 91.9             | 78.3            | 74.1            |
| 653   | 1/22/2010 | 21:18:04 | 73       | A    | 40-90 | 0:21:44        | 19952623.15          | 57.7             | 91.9             | 78.3            | 74.1            |
| 654   | 1/22/2010 | 21:18:06 | 63.8     | A    | 40-90 | 0:21:46        | 2398832.919          | 57.7             | 91.9             | 78.3            | 74.1            |
| 655   | 1/22/2010 | 21:18:08 | 60.9     | A    | 40-90 | 0:21:48        | 1230268.771          | 57.7             | 91.9             | 78.3            | 74.1            |
| 656   | 1/22/2010 | 21:18:10 | 60.1     | A    | 40-90 | 0:21:50        | 1023292.992          | 57.7             | 91.9             | 78.3            | 74.1            |
| 657   | 1/22/2010 | 21:18:12 | 60.1     | A    | 40-90 | 0:21:52        | 1023292.992          | 57.7             | 91.9             | 78.3            | 74.1            |
| 658   | 1/22/2010 | 21:18:14 | 61       | A    | 40-90 | 0:21:54        | 1258925.412          | 57.7             | 91.9             | 78.3            | 74.1            |
| 659   | 1/22/2010 | 21:18:16 | 77.7     | A    | 40-90 | 0:21:56        | 58884365.54          | 57.7             | 91.9             | 78.3            | 74.1            |
| 660   | 1/22/2010 | 21:18:18 | 70.9     | A    | 40-90 | 0:21:58        | 12302687.71          | 57.7             | 91.9             | 78.3            | 74.1            |
| 661   | 1/22/2010 | 21:18:20 | 63.9     | A    | 40-90 | 0:22:00        | 2454708.916          | 57.7             | 91.9             | 78.3            | 74.1            |
| 662   | 1/22/2010 | 21:18:22 | 70.4     | A    | 40-90 | 0:22:02        | 10964781.96          | 57.7             | 91.9             | 78.3            | 74.1            |
| 663   | 1/22/2010 | 21:18:24 | 83.8     | A    | 40-90 | 0:22:04        | 239883291.9          | 57.7             | 91.9             | 78.3            | 74.1            |
| 664   | 1/22/2010 | 21:18:26 | 68.5     | A    | 40-90 | 0:22:06        | 7079457.844          | 57.7             | 91.9             | 78.3            | 74.1            |
| 665   | 1/22/2010 | 21:18:28 | 64.4     | A    | 40-90 | 0:22:08        | 2754228.703          | 57.7             | 91.9             | 78.3            | 74.1            |
| 666   | 1/22/2010 | 21:18:30 | 84       | A    | 40-90 | 0:22:10        | 251188643.2          | 57.7             | 91.9             | 78.3            | 74.1            |
| 667   | 1/22/2010 | 21:18:32 | 74.3     | A    | 40-90 | 0:22:12        | 26915348.04          | 57.7             | 91.9             | 78.3            | 74.1            |
| 668   | 1/22/2010 | 21:18:34 | 64       | A    | 40-90 | 0:22:14        | 2511886.432          | 57.7             | 91.9             | 78.3            | 74.1            |
| 669   | 1/22/2010 | 21:18:36 | 63       | A    | 40-90 | 0:22:16        | 1995262.315          | 57.7             | 91.9             | 78.3            | 74.1            |
| 670   | 1/22/2010 | 21:18:38 | 72.8     | A    | 40-90 | 0:22:18        | 19054607.18          | 57.7             | 91.9             | 78.3            | 74.1            |
| 671   | 1/22/2010 | 21:18:40 | 65.7     | A    | 40-90 | 0:22:20        | 3715352.291          | 57.7             | 91.9             | 78.3            | 74.1            |
| 672   | 1/22/2010 | 21:18:42 | 63.8     | A    | 40-90 | 0:22:22        | 2398832.919          | 57.7             | 91.9             | 78.3            | 74.1            |
| 673   | 1/22/2010 | 21:18:44 | 74       | A    | 40-90 | 0:22:24        | 25118864.32          | 57.7             | 91.9             | 78.3            | 74.1            |
| 674   | 1/22/2010 | 21:18:46 | 67       | A    | 40-90 | 0:22:26        | 5011872.336          | 57.7             | 91.9             | 78.3            | 74.1            |
| 675   | 1/22/2010 | 21:18:48 | 72.7     | A    | 40-90 | 0:22:28        | 18620871.37          | 57.7             | 91.9             | 78.3            | 74.1            |
| 676   | 1/22/2010 | 21:18:50 | 65.7     | A    | 40-90 | 0:22:30        | 3715352.291          | 57.7             | 91.9             | 78.3            | 74.1            |
| 677   | 1/22/2010 | 21:18:52 | 67.5     | A    | 40-90 | 0:22:32        | 5623413.252          | 57.7             | 91.9             | 78.3            | 74.1            |
| 678   | 1/22/2010 | 21:18:54 | 68.5     | A    | 40-90 | 0:22:34        | 7079457.844          | 57.7             | 91.9             | 78.3            | 74.1            |
| 679   | 1/22/2010 | 21:18:56 | 73.1     | A    | 40-90 | 0:22:36        | 20417379.45          | 57.7             | 91.9             | 78.3            | 74.1            |
| 680   | 1/22/2010 | 21:18:58 | 70.1     | A    | 40-90 | 0:22:38        | 10232929.92          | 57.7             | 91.9             | 78.3            | 74.1            |
| 681   | 1/22/2010 | 21:19:00 | 69.5     | A    | 40-90 | 0:22:40        | 8912509.381          | 57.7             | 91.9             | 78.3            | 74.1            |
| 682   | 1/22/2010 | 21:19:02 | 65.5     | A    | 40-90 | 0:22:42        | 3548133.892          | 57.7             | 91.9             | 78.3            | 74.1            |

## Receiver 4- Day

| Point | Date      | Time     | Pressure | Unit | Scale | Acumulate Time | 10 <sup>^(.1*A)</sup> | L <sub>min</sub> | L <sub>max</sub> | L <sub>10</sub> | L <sub>eq</sub> |
|-------|-----------|----------|----------|------|-------|----------------|-----------------------|------------------|------------------|-----------------|-----------------|
| 683   | 1/22/2010 | 21:19:04 | 61.9     | A    | 40-90 | 0:22:44        | 1548816.619           | 57.7             | 91.9             | 78.3            | 74.1            |
| 684   | 1/22/2010 | 21:19:06 | 62       | A    | 40-90 | 0:22:46        | 1584893.192           | 57.7             | 91.9             | 78.3            | 74.1            |
| 685   | 1/22/2010 | 21:19:08 | 68.6     | A    | 40-90 | 0:22:48        | 7244359.601           | 57.7             | 91.9             | 78.3            | 74.1            |
| 686   | 1/22/2010 | 21:19:10 | 69.4     | A    | 40-90 | 0:22:50        | 8709635.9             | 57.7             | 91.9             | 78.3            | 74.1            |
| 687   | 1/22/2010 | 21:19:12 | 73.2     | A    | 40-90 | 0:22:52        | 20892961.31           | 57.7             | 91.9             | 78.3            | 74.1            |
| 688   | 1/22/2010 | 21:19:14 | 70.9     | A    | 40-90 | 0:22:54        | 12302687.71           | 57.7             | 91.9             | 78.3            | 74.1            |
| 689   | 1/22/2010 | 21:19:16 | 74.4     | A    | 40-90 | 0:22:56        | 27542287.03           | 57.7             | 91.9             | 78.3            | 74.1            |
| 690   | 1/22/2010 | 21:19:18 | 65.4     | A    | 40-90 | 0:22:58        | 3467368.505           | 57.7             | 91.9             | 78.3            | 74.1            |
| 691   | 1/22/2010 | 21:19:20 | 60.9     | A    | 40-90 | 0:23:00        | 1230268.771           | 57.7             | 91.9             | 78.3            | 74.1            |
| 692   | 1/22/2010 | 21:19:22 | 62.9     | A    | 40-90 | 0:23:02        | 1949844.6             | 57.7             | 91.9             | 78.3            | 74.1            |
| 693   | 1/22/2010 | 21:19:24 | 68.4     | A    | 40-90 | 0:23:04        | 6918309.709           | 57.7             | 91.9             | 78.3            | 74.1            |
| 694   | 1/22/2010 | 21:19:26 | 74.9     | A    | 40-90 | 0:23:06        | 30902954.33           | 57.7             | 91.9             | 78.3            | 74.1            |
| 695   | 1/22/2010 | 21:19:28 | 74.5     | A    | 40-90 | 0:23:08        | 28183829.31           | 57.7             | 91.9             | 78.3            | 74.1            |
| 696   | 1/22/2010 | 21:19:30 | 71.8     | A    | 40-90 | 0:23:10        | 15135612.48           | 57.7             | 91.9             | 78.3            | 74.1            |
| 697   | 1/22/2010 | 21:19:32 | 75.6     | A    | 40-90 | 0:23:12        | 36307805.48           | 57.7             | 91.9             | 78.3            | 74.1            |
| 698   | 1/22/2010 | 21:19:34 | 67       | A    | 40-90 | 0:23:14        | 5011872.336           | 57.7             | 91.9             | 78.3            | 74.1            |
| 699   | 1/22/2010 | 21:19:36 | 61.5     | A    | 40-90 | 0:23:16        | 1412537.545           | 57.7             | 91.9             | 78.3            | 74.1            |
| 700   | 1/22/2010 | 21:19:38 | 65.5     | A    | 40-90 | 0:23:18        | 3548133.892           | 57.7             | 91.9             | 78.3            | 74.1            |
| 701   | 1/22/2010 | 21:19:40 | 68.6     | A    | 40-90 | 0:23:20        | 7244359.601           | 57.7             | 91.9             | 78.3            | 74.1            |
| 702   | 1/22/2010 | 21:19:42 | 73.4     | A    | 40-90 | 0:23:22        | 21877616.24           | 57.7             | 91.9             | 78.3            | 74.1            |
| 703   | 1/22/2010 | 21:19:44 | 65.3     | A    | 40-90 | 0:23:24        | 3388441.561           | 57.7             | 91.9             | 78.3            | 74.1            |
| 704   | 1/22/2010 | 21:19:46 | 75.6     | A    | 40-90 | 0:23:26        | 36307805.48           | 57.7             | 91.9             | 78.3            | 74.1            |
| 705   | 1/22/2010 | 21:19:48 | 73.9     | A    | 40-90 | 0:23:28        | 24547089.16           | 57.7             | 91.9             | 78.3            | 74.1            |
| 706   | 1/22/2010 | 21:19:50 | 68.7     | A    | 40-90 | 0:23:30        | 7413102.413           | 57.7             | 91.9             | 78.3            | 74.1            |
| 707   | 1/22/2010 | 21:19:52 | 68       | A    | 40-90 | 0:23:32        | 6309573.445           | 57.7             | 91.9             | 78.3            | 74.1            |
| 708   | 1/22/2010 | 21:19:54 | 65       | A    | 40-90 | 0:23:34        | 3162277.66            | 57.7             | 91.9             | 78.3            | 74.1            |
| 709   | 1/22/2010 | 21:19:56 | 72.4     | A    | 40-90 | 0:23:36        | 17378008.29           | 57.7             | 91.9             | 78.3            | 74.1            |
| 710   | 1/22/2010 | 21:19:58 | 63.4     | A    | 40-90 | 0:23:38        | 2187761.624           | 57.7             | 91.9             | 78.3            | 74.1            |
| 711   | 1/22/2010 | 21:20:00 | 72       | A    | 40-90 | 0:23:40        | 15848931.92           | 57.7             | 91.9             | 78.3            | 74.1            |
| 712   | 1/22/2010 | 21:20:02 | 67.3     | A    | 40-90 | 0:23:42        | 5370317.964           | 57.7             | 91.9             | 78.3            | 74.1            |
| 713   | 1/22/2010 | 21:20:04 | 66.2     | A    | 40-90 | 0:23:44        | 4168693.835           | 57.7             | 91.9             | 78.3            | 74.1            |

## Receiver 4- Day

| Point | Date      | Time     | Pressure | Unit | Scale | Acumulate Time | 10^(1*A)    | L <sub>min</sub> | L <sub>max</sub> | L <sub>10</sub> | L <sub>eq</sub> |
|-------|-----------|----------|----------|------|-------|----------------|-------------|------------------|------------------|-----------------|-----------------|
| 714   | 1/22/2010 | 21:20:06 | 68.3     | A    | 40-90 | 0:23:46        | 6760829.754 | 57.7             | 91.9             | 78.3            | 74.1            |
| 715   | 1/22/2010 | 21:20:08 | 60.1     | A    | 40-90 | 0:23:48        | 1023292.992 | 57.7             | 91.9             | 78.3            | 74.1            |
| 716   | 1/22/2010 | 21:20:10 | 59       | A    | 40-90 | 0:23:50        | 794328.2347 | 57.7             | 91.9             | 78.3            | 74.1            |
| 717   | 1/22/2010 | 21:20:12 | 59       | A    | 40-90 | 0:23:52        | 794328.2347 | 57.7             | 91.9             | 78.3            | 74.1            |
| 718   | 1/22/2010 | 21:20:14 | 61.5     | A    | 40-90 | 0:23:54        | 1412537.545 | 57.7             | 91.9             | 78.3            | 74.1            |
| 719   | 1/22/2010 | 21:20:16 | 80.5     | A    | 40-90 | 0:23:56        | 112201845.4 | 57.7             | 91.9             | 78.3            | 74.1            |
| 720   | 1/22/2010 | 21:20:18 | 67.7     | A    | 40-90 | 0:23:58        | 5888436.554 | 57.7             | 91.9             | 78.3            | 74.1            |
| 721   | 1/22/2010 | 21:20:20 | 64       | A    | 40-90 | 0:24:00        | 2511886.432 | 57.7             | 91.9             | 78.3            | 74.1            |
| 722   | 1/22/2010 | 21:20:22 | 76.5     | A    | 40-90 | 0:24:02        | 44668359.22 | 57.7             | 91.9             | 78.3            | 74.1            |
| 723   | 1/22/2010 | 21:20:24 | 77.8     | A    | 40-90 | 0:24:04        | 60255958.61 | 57.7             | 91.9             | 78.3            | 74.1            |
| 724   | 1/22/2010 | 21:20:26 | 71.9     | A    | 40-90 | 0:24:06        | 15488166.19 | 57.7             | 91.9             | 78.3            | 74.1            |
| 725   | 1/22/2010 | 21:20:28 | 63.6     | A    | 40-90 | 0:24:08        | 2290867.653 | 57.7             | 91.9             | 78.3            | 74.1            |
| 726   | 1/22/2010 | 21:20:30 | 59.7     | A    | 40-90 | 0:24:10        | 933254.3008 | 57.7             | 91.9             | 78.3            | 74.1            |
| 727   | 1/22/2010 | 21:20:32 | 59.1     | A    | 40-90 | 0:24:12        | 812830.5162 | 57.7             | 91.9             | 78.3            | 74.1            |
| 728   | 1/22/2010 | 21:20:34 | 59.8     | A    | 40-90 | 0:24:14        | 954992.586  | 57.7             | 91.9             | 78.3            | 74.1            |
| 729   | 1/22/2010 | 21:20:36 | 64.6     | A    | 40-90 | 0:24:16        | 2884031.503 | 57.7             | 91.9             | 78.3            | 74.1            |
| 730   | 1/22/2010 | 21:20:38 | 77.5     | A    | 40-90 | 0:24:18        | 56234132.52 | 57.7             | 91.9             | 78.3            | 74.1            |
| 731   | 1/22/2010 | 21:20:40 | 76.6     | A    | 40-90 | 0:24:20        | 45708818.96 | 57.7             | 91.9             | 78.3            | 74.1            |
| 732   | 1/22/2010 | 21:20:42 | 71.4     | A    | 40-90 | 0:24:22        | 13803842.65 | 57.7             | 91.9             | 78.3            | 74.1            |
| 733   | 1/22/2010 | 21:20:44 | 65.1     | A    | 40-90 | 0:24:24        | 3235936.569 | 57.7             | 91.9             | 78.3            | 74.1            |
| 734   | 1/22/2010 | 21:20:46 | 70.7     | A    | 40-90 | 0:24:26        | 11748975.55 | 57.7             | 91.9             | 78.3            | 74.1            |
| 735   | 1/22/2010 | 21:20:48 | 68.5     | A    | 40-90 | 0:24:28        | 7079457.844 | 57.7             | 91.9             | 78.3            | 74.1            |
| 736   | 1/22/2010 | 21:20:50 | 76.1     | A    | 40-90 | 0:24:30        | 40738027.78 | 57.7             | 91.9             | 78.3            | 74.1            |
| 737   | 1/22/2010 | 21:20:52 | 79.7     | A    | 40-90 | 0:24:32        | 93325430.08 | 57.7             | 91.9             | 78.3            | 74.1            |
| 738   | 1/22/2010 | 21:20:54 | 71.6     | A    | 40-90 | 0:24:34        | 14454397.71 | 57.7             | 91.9             | 78.3            | 74.1            |
| 739   | 1/22/2010 | 21:20:56 | 69.7     | A    | 40-90 | 0:24:36        | 9332543.008 | 57.7             | 91.9             | 78.3            | 74.1            |
| 740   | 1/22/2010 | 21:20:58 | 63.2     | A    | 40-90 | 0:24:38        | 2089296.131 | 57.7             | 91.9             | 78.3            | 74.1            |
| 741   | 1/22/2010 | 21:21:00 | 74.1     | A    | 40-90 | 0:24:40        | 25703957.83 | 57.7             | 91.9             | 78.3            | 74.1            |
| 742   | 1/22/2010 | 21:21:02 | 72.8     | A    | 40-90 | 0:24:42        | 19054607.18 | 57.7             | 91.9             | 78.3            | 74.1            |
| 743   | 1/22/2010 | 21:21:04 | 74.1     | A    | 40-90 | 0:24:44        | 25703957.83 | 57.7             | 91.9             | 78.3            | 74.1            |
| 744   | 1/22/2010 | 21:21:06 | 65.2     | A    | 40-90 | 0:24:46        | 3311311.215 | 57.7             | 91.9             | 78.3            | 74.1            |

## Receiver 4- Day

| Point | Date      | Time     | Pressure | Unit | Scale | Acumulate Time | 10 <sup>^(.1*A)</sup> | L <sub>min</sub> | L <sub>max</sub> | L <sub>10</sub> | L <sub>eq</sub> |
|-------|-----------|----------|----------|------|-------|----------------|-----------------------|------------------|------------------|-----------------|-----------------|
| 745   | 1/22/2010 | 21:21:08 | 60.1     | A    | 40-90 | 0:24:48        | 1023292.992           | 57.7             | 91.9             | 78.3            | 74.1            |
| 746   | 1/22/2010 | 21:21:10 | 59       | A    | 40-90 | 0:24:50        | 794328.2347           | 57.7             | 91.9             | 78.3            | 74.1            |
| 747   | 1/22/2010 | 21:21:12 | 60.9     | A    | 40-90 | 0:24:52        | 1230268.771           | 57.7             | 91.9             | 78.3            | 74.1            |
| 748   | 1/22/2010 | 21:21:14 | 77.1     | A    | 40-90 | 0:24:54        | 51286138.4            | 57.7             | 91.9             | 78.3            | 74.1            |
| 749   | 1/22/2010 | 21:21:16 | 65.8     | A    | 40-90 | 0:24:56        | 3801893.963           | 57.7             | 91.9             | 78.3            | 74.1            |
| 750   | 1/22/2010 | 21:21:18 | 60.4     | A    | 40-90 | 0:24:58        | 1096478.196           | 57.7             | 91.9             | 78.3            | 74.1            |
| 751   | 1/22/2010 | 21:21:20 | 61.9     | A    | 40-90 | 0:25:00        | 1548816.619           | 57.7             | 91.9             | 78.3            | 74.1            |
| 752   | 1/22/2010 | 21:21:22 | 65.1     | A    | 40-90 | 0:25:02        | 3235936.569           | 57.7             | 91.9             | 78.3            | 74.1            |
| 753   | 1/22/2010 | 21:21:24 | 75.2     | A    | 40-90 | 0:25:04        | 33113112.15           | 57.7             | 91.9             | 78.3            | 74.1            |
| 754   | 1/22/2010 | 21:21:26 | 63.8     | A    | 40-90 | 0:25:06        | 2398832.919           | 57.7             | 91.9             | 78.3            | 74.1            |
| 755   | 1/22/2010 | 21:21:28 | 69.8     | A    | 40-90 | 0:25:08        | 9549925.86            | 57.7             | 91.9             | 78.3            | 74.1            |
| 756   | 1/22/2010 | 21:21:30 | 71.3     | A    | 40-90 | 0:25:10        | 13489628.83           | 57.7             | 91.9             | 78.3            | 74.1            |
| 757   | 1/22/2010 | 21:21:32 | 61.6     | A    | 40-90 | 0:25:12        | 1445439.771           | 57.7             | 91.9             | 78.3            | 74.1            |
| 758   | 1/22/2010 | 21:21:34 | 64       | A    | 40-90 | 0:25:14        | 2511886.432           | 57.7             | 91.9             | 78.3            | 74.1            |
| 759   | 1/22/2010 | 21:21:36 | 79.5     | A    | 40-90 | 0:25:16        | 89125093.81           | 57.7             | 91.9             | 78.3            | 74.1            |
| 760   | 1/22/2010 | 21:21:38 | 69.3     | A    | 40-90 | 0:25:18        | 8511380.382           | 57.7             | 91.9             | 78.3            | 74.1            |
| 761   | 1/22/2010 | 21:21:40 | 62.2     | A    | 40-90 | 0:25:20        | 1659586.907           | 57.7             | 91.9             | 78.3            | 74.1            |
| 762   | 1/22/2010 | 21:21:42 | 65.1     | A    | 40-90 | 0:25:22        | 3235936.569           | 57.7             | 91.9             | 78.3            | 74.1            |
| 763   | 1/22/2010 | 21:21:44 | 73.1     | A    | 40-90 | 0:25:24        | 20417379.45           | 57.7             | 91.9             | 78.3            | 74.1            |
| 764   | 1/22/2010 | 21:21:46 | 63.4     | A    | 40-90 | 0:25:26        | 2187761.624           | 57.7             | 91.9             | 78.3            | 74.1            |
| 765   | 1/22/2010 | 21:21:48 | 61.8     | A    | 40-90 | 0:25:28        | 1513561.248           | 57.7             | 91.9             | 78.3            | 74.1            |
| 766   | 1/22/2010 | 21:21:50 | 80.6     | A    | 40-90 | 0:25:30        | 114815362.1           | 57.7             | 91.9             | 78.3            | 74.1            |
| 767   | 1/22/2010 | 21:21:52 | 68.1     | A    | 40-90 | 0:25:32        | 6456542.29            | 57.7             | 91.9             | 78.3            | 74.1            |
| 768   | 1/22/2010 | 21:21:54 | 77.7     | A    | 40-90 | 0:25:34        | 58884365.54           | 57.7             | 91.9             | 78.3            | 74.1            |
| 769   | 1/22/2010 | 21:21:56 | 74.6     | A    | 40-90 | 0:25:36        | 28840315.03           | 57.7             | 91.9             | 78.3            | 74.1            |
| 770   | 1/22/2010 | 21:21:58 | 68.6     | A    | 40-90 | 0:25:38        | 7244359.601           | 57.7             | 91.9             | 78.3            | 74.1            |
| 771   | 1/22/2010 | 21:22:00 | 67.5     | A    | 40-90 | 0:25:40        | 5623413.252           | 57.7             | 91.9             | 78.3            | 74.1            |
| 772   | 1/22/2010 | 21:22:02 | 61       | A    | 40-90 | 0:25:42        | 1258925.412           | 57.7             | 91.9             | 78.3            | 74.1            |
| 773   | 1/22/2010 | 21:22:04 | 61.8     | A    | 40-90 | 0:25:44        | 1513561.248           | 57.7             | 91.9             | 78.3            | 74.1            |
| 774   | 1/22/2010 | 21:22:06 | 70.7     | A    | 40-90 | 0:25:46        | 11748975.55           | 57.7             | 91.9             | 78.3            | 74.1            |
| 775   | 1/22/2010 | 21:22:08 | 79.2     | A    | 40-90 | 0:25:48        | 83176377.11           | 57.7             | 91.9             | 78.3            | 74.1            |



## Receiver 4- Day

| Point | Date      | Time     | Pressure | Unit | Scale | Acumulate Time | 10^(1*A)    | L <sub>min</sub> | L <sub>max</sub> | L <sub>10</sub> | L <sub>eq</sub> |
|-------|-----------|----------|----------|------|-------|----------------|-------------|------------------|------------------|-----------------|-----------------|
| 776   | 1/22/2010 | 21:22:10 | 69.1     | A    | 40-90 | 0:25:50        | 8128305.162 | 57.7             | 91.9             | 78.3            | 74.1            |
| 777   | 1/22/2010 | 21:22:12 | 71.7     | A    | 40-90 | 0:25:52        | 14791083.88 | 57.7             | 91.9             | 78.3            | 74.1            |
| 778   | 1/22/2010 | 21:22:14 | 62       | A    | 40-90 | 0:25:54        | 1584893.192 | 57.7             | 91.9             | 78.3            | 74.1            |
| 779   | 1/22/2010 | 21:22:16 | 70.4     | A    | 40-90 | 0:25:56        | 10964781.96 | 57.7             | 91.9             | 78.3            | 74.1            |
| 780   | 1/22/2010 | 21:22:18 | 72.4     | A    | 40-90 | 0:25:58        | 17378008.29 | 57.7             | 91.9             | 78.3            | 74.1            |
| 781   | 1/22/2010 | 21:22:20 | 65.3     | A    | 40-90 | 0:26:00        | 3388441.561 | 57.7             | 91.9             | 78.3            | 74.1            |
| 782   | 1/22/2010 | 21:22:22 | 81.1     | A    | 40-90 | 0:26:02        | 128824955.2 | 57.7             | 91.9             | 78.3            | 74.1            |
| 783   | 1/22/2010 | 21:22:24 | 72.5     | A    | 40-90 | 0:26:04        | 17782794.1  | 57.7             | 91.9             | 78.3            | 74.1            |
| 784   | 1/22/2010 | 21:22:26 | 81.4     | A    | 40-90 | 0:26:06        | 138038426.5 | 57.7             | 91.9             | 78.3            | 74.1            |
| 785   | 1/22/2010 | 21:22:28 | 69.9     | A    | 40-90 | 0:26:08        | 9772372.21  | 57.7             | 91.9             | 78.3            | 74.1            |
| 786   | 1/22/2010 | 21:22:30 | 73       | A    | 40-90 | 0:26:10        | 19952623.15 | 57.7             | 91.9             | 78.3            | 74.1            |
| 787   | 1/22/2010 | 21:22:32 | 70.3     | A    | 40-90 | 0:26:12        | 10715193.05 | 57.7             | 91.9             | 78.3            | 74.1            |
| 788   | 1/22/2010 | 21:22:34 | 68.1     | A    | 40-90 | 0:26:14        | 6456542.29  | 57.7             | 91.9             | 78.3            | 74.1            |
| 789   | 1/22/2010 | 21:22:36 | 61.3     | A    | 40-90 | 0:26:16        | 1348962.883 | 57.7             | 91.9             | 78.3            | 74.1            |
| 790   | 1/22/2010 | 21:22:38 | 62.4     | A    | 40-90 | 0:26:18        | 1737800.829 | 57.7             | 91.9             | 78.3            | 74.1            |
| 791   | 1/22/2010 | 21:22:40 | 64.8     | A    | 40-90 | 0:26:20        | 3019951.72  | 57.7             | 91.9             | 78.3            | 74.1            |
| 792   | 1/22/2010 | 21:22:42 | 70.8     | A    | 40-90 | 0:26:22        | 12022644.35 | 57.7             | 91.9             | 78.3            | 74.1            |
| 793   | 1/22/2010 | 21:22:44 | 66.7     | A    | 40-90 | 0:26:24        | 4677351.413 | 57.7             | 91.9             | 78.3            | 74.1            |
| 794   | 1/22/2010 | 21:22:46 | 84.7     | A    | 40-90 | 0:26:26        | 295120922.7 | 57.7             | 91.9             | 78.3            | 74.1            |
| 795   | 1/22/2010 | 21:22:48 | 67.9     | A    | 40-90 | 0:26:28        | 6165950.019 | 57.7             | 91.9             | 78.3            | 74.1            |
| 796   | 1/22/2010 | 21:22:50 | 71.7     | A    | 40-90 | 0:26:30        | 14791083.88 | 57.7             | 91.9             | 78.3            | 74.1            |
| 797   | 1/22/2010 | 21:22:52 | 61.7     | A    | 40-90 | 0:26:32        | 1479108.388 | 57.7             | 91.9             | 78.3            | 74.1            |
| 798   | 1/22/2010 | 21:22:54 | 59.4     | A    | 40-90 | 0:26:34        | 870963.59   | 57.7             | 91.9             | 78.3            | 74.1            |
| 799   | 1/22/2010 | 21:22:56 | 60.4     | A    | 40-90 | 0:26:36        | 1096478.196 | 57.7             | 91.9             | 78.3            | 74.1            |
| 800   | 1/22/2010 | 21:22:58 | 62.8     | A    | 40-90 | 0:26:38        | 1905460.718 | 57.7             | 91.9             | 78.3            | 74.1            |
| 801   | 1/22/2010 | 21:23:00 | 68.6     | A    | 40-90 | 0:26:40        | 7244359.601 | 57.7             | 91.9             | 78.3            | 74.1            |
| 802   | 1/22/2010 | 21:23:02 | 74.8     | A    | 40-90 | 0:26:42        | 30199517.2  | 57.7             | 91.9             | 78.3            | 74.1            |
| 803   | 1/22/2010 | 21:23:04 | 80       | A    | 40-90 | 0:26:44        | 100000000   | 57.7             | 91.9             | 78.3            | 74.1            |
| 804   | 1/22/2010 | 21:23:06 | 90.5     | A    | 40-90 | 0:26:46        | 1122018454  | 57.7             | 91.9             | 78.3            | 74.1            |
| 805   | 1/22/2010 | 21:23:08 | 74.3     | A    | 40-90 | 0:26:48        | 26915348.04 | 57.7             | 91.9             | 78.3            | 74.1            |
| 806   | 1/22/2010 | 21:23:10 | 77.1     | A    | 40-90 | 0:26:50        | 51286138.4  | 57.7             | 91.9             | 78.3            | 74.1            |

## Receiver 4- Day

| Point | Date      | Time     | Pressure | Unit | Scale | Acumulate Time | 10^(.1*A)   | L <sub>min</sub> | L <sub>max</sub> | L <sub>10</sub> | L <sub>eq</sub> |
|-------|-----------|----------|----------|------|-------|----------------|-------------|------------------|------------------|-----------------|-----------------|
| 807   | 1/22/2010 | 21:23:12 | 68.3     | A    | 40-90 | 0:26:52        | 6760829.754 | 57.7             | 91.9             | 78.3            | 74.1            |
| 808   | 1/22/2010 | 21:23:14 | 69.8     | A    | 40-90 | 0:26:54        | 9549925.86  | 57.7             | 91.9             | 78.3            | 74.1            |
| 809   | 1/22/2010 | 21:23:16 | 65.3     | A    | 40-90 | 0:26:56        | 3388441.561 | 57.7             | 91.9             | 78.3            | 74.1            |
| 810   | 1/22/2010 | 21:23:18 | 74.6     | A    | 40-90 | 0:26:58        | 28840315.03 | 57.7             | 91.9             | 78.3            | 74.1            |
| 811   | 1/22/2010 | 21:23:20 | 70.2     | A    | 40-90 | 0:27:00        | 10471285.48 | 57.7             | 91.9             | 78.3            | 74.1            |
| 812   | 1/22/2010 | 21:23:22 | 73.9     | A    | 40-90 | 0:27:02        | 24547089.16 | 57.7             | 91.9             | 78.3            | 74.1            |
| 813   | 1/22/2010 | 21:23:24 | 63.4     | A    | 40-90 | 0:27:04        | 2187761.624 | 57.7             | 91.9             | 78.3            | 74.1            |
| 814   | 1/22/2010 | 21:23:26 | 59.5     | A    | 40-90 | 0:27:06        | 891250.9381 | 57.7             | 91.9             | 78.3            | 74.1            |
| 815   | 1/22/2010 | 21:23:28 | 58.3     | A    | 40-90 | 0:27:08        | 676082.9754 | 57.7             | 91.9             | 78.3            | 74.1            |
| 816   | 1/22/2010 | 21:23:30 | 57.7     | A    | 40-90 | 0:27:10        | 588843.6554 | 57.7             | 91.9             | 78.3            | 74.1            |
| 817   | 1/22/2010 | 21:23:32 | 59       | A    | 40-90 | 0:27:12        | 794328.2347 | 57.7             | 91.9             | 78.3            | 74.1            |
| 818   | 1/22/2010 | 21:23:34 | 61.6     | A    | 40-90 | 0:27:14        | 1445439.771 | 57.7             | 91.9             | 78.3            | 74.1            |
| 819   | 1/22/2010 | 21:23:36 | 71.3     | A    | 40-90 | 0:27:16        | 13489628.83 | 57.7             | 91.9             | 78.3            | 74.1            |
| 820   | 1/22/2010 | 21:23:38 | 73.1     | A    | 40-90 | 0:27:18        | 20417379.45 | 57.7             | 91.9             | 78.3            | 74.1            |
| 821   | 1/22/2010 | 21:23:40 | 62.4     | A    | 40-90 | 0:27:20        | 1737800.829 | 57.7             | 91.9             | 78.3            | 74.1            |
| 822   | 1/22/2010 | 21:23:42 | 63       | A    | 40-90 | 0:27:22        | 1995262.315 | 57.7             | 91.9             | 78.3            | 74.1            |
| 823   | 1/22/2010 | 21:23:44 | 82.6     | A    | 40-90 | 0:27:24        | 181970085.9 | 57.7             | 91.9             | 78.3            | 74.1            |
| 824   | 1/22/2010 | 21:23:46 | 70.2     | A    | 40-90 | 0:27:26        | 10471285.48 | 57.7             | 91.9             | 78.3            | 74.1            |
| 825   | 1/22/2010 | 21:23:48 | 80.5     | A    | 40-90 | 0:27:28        | 112201845.4 | 57.7             | 91.9             | 78.3            | 74.1            |
| 826   | 1/22/2010 | 21:23:50 | 65.7     | A    | 40-90 | 0:27:30        | 3715352.291 | 57.7             | 91.9             | 78.3            | 74.1            |
| 827   | 1/22/2010 | 21:23:52 | 62       | A    | 40-90 | 0:27:32        | 1584893.192 | 57.7             | 91.9             | 78.3            | 74.1            |
| 828   | 1/22/2010 | 21:23:54 | 82       | A    | 40-90 | 0:27:34        | 158489319.2 | 57.7             | 91.9             | 78.3            | 74.1            |
| 829   | 1/22/2010 | 21:23:56 | 73.1     | A    | 40-90 | 0:27:36        | 20417379.45 | 57.7             | 91.9             | 78.3            | 74.1            |
| 830   | 1/22/2010 | 21:23:58 | 70.6     | A    | 40-90 | 0:27:38        | 11481536.21 | 57.7             | 91.9             | 78.3            | 74.1            |
| 831   | 1/22/2010 | 21:24:00 | 75       | A    | 40-90 | 0:27:40        | 31622776.6  | 57.7             | 91.9             | 78.3            | 74.1            |
| 832   | 1/22/2010 | 21:24:02 | 66.7     | A    | 40-90 | 0:27:42        | 4677351.413 | 57.7             | 91.9             | 78.3            | 74.1            |
| 833   | 1/22/2010 | 21:24:04 | 60.4     | A    | 40-90 | 0:27:44        | 1096478.196 | 57.7             | 91.9             | 78.3            | 74.1            |
| 834   | 1/22/2010 | 21:24:06 | 60.3     | A    | 40-90 | 0:27:46        | 1071519.305 | 57.7             | 91.9             | 78.3            | 74.1            |
| 835   | 1/22/2010 | 21:24:08 | 65.2     | A    | 40-90 | 0:27:48        | 3311311.215 | 57.7             | 91.9             | 78.3            | 74.1            |
| 836   | 1/22/2010 | 21:24:10 | 76.1     | A    | 40-90 | 0:27:50        | 40738027.78 | 57.7             | 91.9             | 78.3            | 74.1            |
| 837   | 1/22/2010 | 21:24:12 | 68.1     | A    | 40-90 | 0:27:52        | 6456542.29  | 57.7             | 91.9             | 78.3            | 74.1            |

## Receiver 4- Day

| Point | Date      | Time     | Pressure | Unit | Scale | Acumulate Time | 10^(1*A)    | L <sub>min</sub> | L <sub>max</sub> | L <sub>10</sub> | L <sub>eq</sub> |
|-------|-----------|----------|----------|------|-------|----------------|-------------|------------------|------------------|-----------------|-----------------|
| 838   | 1/22/2010 | 21:24:14 | 73       | A    | 40-90 | 0:27:54        | 19952623.15 | 57.7             | 91.9             | 78.3            | 74.1            |
| 839   | 1/22/2010 | 21:24:16 | 74       | A    | 40-90 | 0:27:56        | 25118864.32 | 57.7             | 91.9             | 78.3            | 74.1            |
| 840   | 1/22/2010 | 21:24:18 | 73       | A    | 40-90 | 0:27:58        | 19952623.15 | 57.7             | 91.9             | 78.3            | 74.1            |
| 841   | 1/22/2010 | 21:24:20 | 62.3     | A    | 40-90 | 0:28:00        | 1698243.652 | 57.7             | 91.9             | 78.3            | 74.1            |
| 842   | 1/22/2010 | 21:24:22 | 60       | A    | 40-90 | 0:28:02        | 1000000     | 57.7             | 91.9             | 78.3            | 74.1            |
| 843   | 1/22/2010 | 21:24:24 | 76.9     | A    | 40-90 | 0:28:04        | 48977881.94 | 57.7             | 91.9             | 78.3            | 74.1            |
| 844   | 1/22/2010 | 21:24:26 | 67.9     | A    | 40-90 | 0:28:06        | 6165950.019 | 57.7             | 91.9             | 78.3            | 74.1            |
| 845   | 1/22/2010 | 21:24:28 | 60.4     | A    | 40-90 | 0:28:08        | 1096478.196 | 57.7             | 91.9             | 78.3            | 74.1            |
| 846   | 1/22/2010 | 21:24:30 | 58.9     | A    | 40-90 | 0:28:10        | 776247.1166 | 57.7             | 91.9             | 78.3            | 74.1            |
| 847   | 1/22/2010 | 21:24:32 | 59.8     | A    | 40-90 | 0:28:12        | 954992.586  | 57.7             | 91.9             | 78.3            | 74.1            |
| 848   | 1/22/2010 | 21:24:34 | 62.1     | A    | 40-90 | 0:28:14        | 1621810.097 | 57.7             | 91.9             | 78.3            | 74.1            |
| 849   | 1/22/2010 | 21:24:36 | 69.1     | A    | 40-90 | 0:28:16        | 8128305.162 | 57.7             | 91.9             | 78.3            | 74.1            |
| 850   | 1/22/2010 | 21:24:38 | 63.8     | A    | 40-90 | 0:28:18        | 2398832.919 | 57.7             | 91.9             | 78.3            | 74.1            |
| 851   | 1/22/2010 | 21:24:40 | 70.3     | A    | 40-90 | 0:28:20        | 10715193.05 | 57.7             | 91.9             | 78.3            | 74.1            |
| 852   | 1/22/2010 | 21:24:42 | 72.8     | A    | 40-90 | 0:28:22        | 19054607.18 | 57.7             | 91.9             | 78.3            | 74.1            |
| 853   | 1/22/2010 | 21:24:44 | 74.4     | A    | 40-90 | 0:28:24        | 27542287.03 | 57.7             | 91.9             | 78.3            | 74.1            |
| 854   | 1/22/2010 | 21:24:46 | 66.6     | A    | 40-90 | 0:28:26        | 4570881.896 | 57.7             | 91.9             | 78.3            | 74.1            |
| 855   | 1/22/2010 | 21:24:48 | 60.7     | A    | 40-90 | 0:28:28        | 1174897.555 | 57.7             | 91.9             | 78.3            | 74.1            |
| 856   | 1/22/2010 | 21:24:50 | 63.1     | A    | 40-90 | 0:28:30        | 2041737.945 | 57.7             | 91.9             | 78.3            | 74.1            |
| 857   | 1/22/2010 | 21:24:52 | 78.3     | A    | 40-90 | 0:28:32        | 67608297.54 | 57.7             | 91.9             | 78.3            | 74.1            |
| 858   | 1/22/2010 | 21:24:54 | 70.6     | A    | 40-90 | 0:28:34        | 11481536.21 | 57.7             | 91.9             | 78.3            | 74.1            |
| 859   | 1/22/2010 | 21:24:56 | 74.5     | A    | 40-90 | 0:28:36        | 28183829.31 | 57.7             | 91.9             | 78.3            | 74.1            |
| 860   | 1/22/2010 | 21:24:58 | 64.9     | A    | 40-90 | 0:28:38        | 3090295.433 | 57.7             | 91.9             | 78.3            | 74.1            |
| 861   | 1/22/2010 | 21:25:00 | 64.4     | A    | 40-90 | 0:28:40        | 2754228.703 | 57.7             | 91.9             | 78.3            | 74.1            |
| 862   | 1/22/2010 | 21:25:02 | 72.8     | A    | 40-90 | 0:28:42        | 19054607.18 | 57.7             | 91.9             | 78.3            | 74.1            |
| 863   | 1/22/2010 | 21:25:04 | 74.7     | A    | 40-90 | 0:28:44        | 29512092.27 | 57.7             | 91.9             | 78.3            | 74.1            |
| 864   | 1/22/2010 | 21:25:06 | 73.5     | A    | 40-90 | 0:28:46        | 22387211.39 | 57.7             | 91.9             | 78.3            | 74.1            |
| 865   | 1/22/2010 | 21:25:08 | 72.1     | A    | 40-90 | 0:28:48        | 16218100.97 | 57.7             | 91.9             | 78.3            | 74.1            |
| 866   | 1/22/2010 | 21:25:10 | 70       | A    | 40-90 | 0:28:50        | 1000000     | 57.7             | 91.9             | 78.3            | 74.1            |
| 867   | 1/22/2010 | 21:25:12 | 77.1     | A    | 40-90 | 0:28:52        | 51286138.4  | 57.7             | 91.9             | 78.3            | 74.1            |
| 868   | 1/22/2010 | 21:25:14 | 64.1     | A    | 40-90 | 0:28:54        | 2570395.783 | 57.7             | 91.9             | 78.3            | 74.1            |

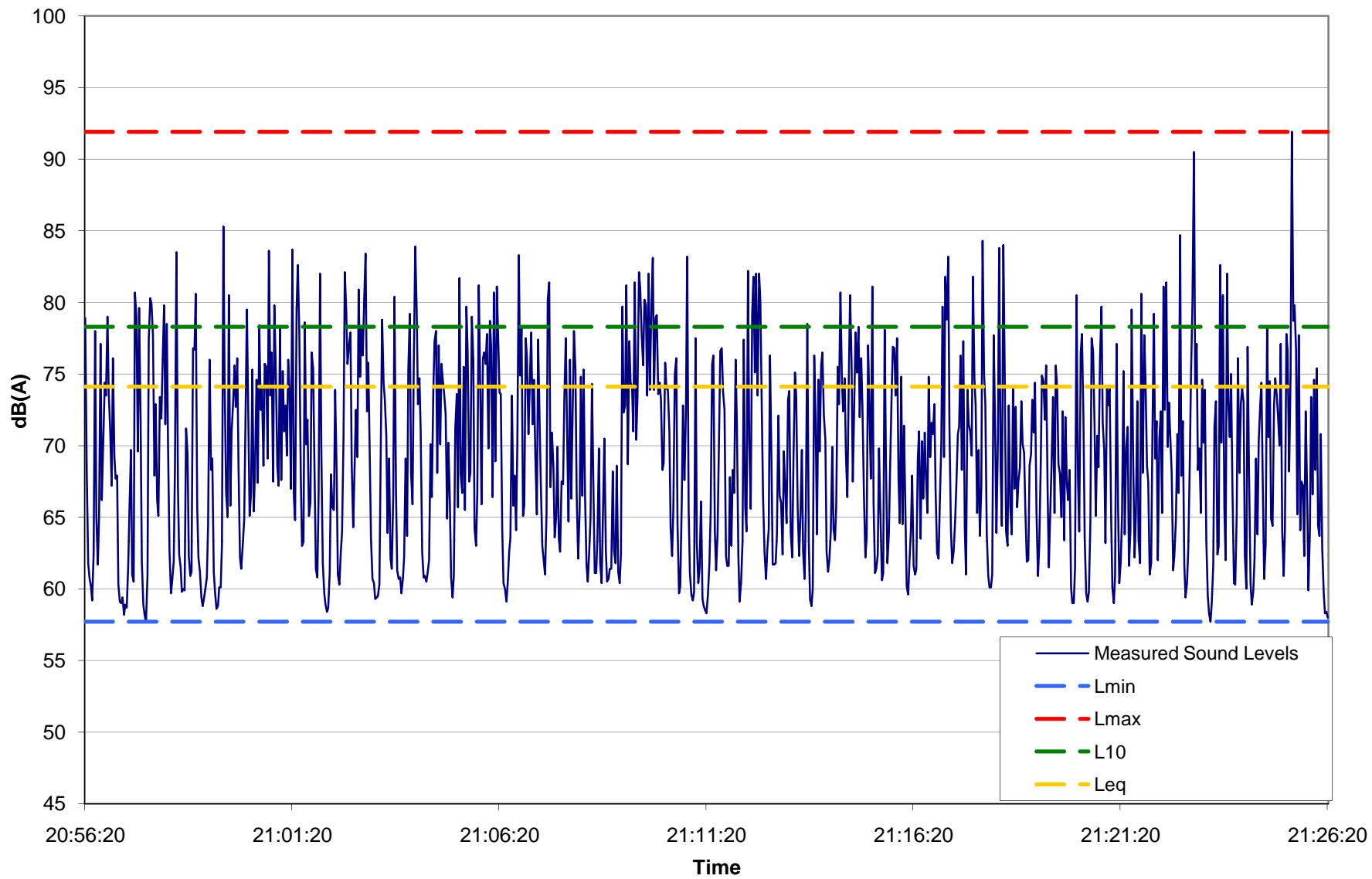
## Receiver 4- Day

| Point | Date      | Time     | Pressure | Unit | Scale | Acumulate Time | 10^(1*A)    | L <sub>min</sub> | L <sub>max</sub> | L <sub>10</sub> | L <sub>eq</sub> |
|-------|-----------|----------|----------|------|-------|----------------|-------------|------------------|------------------|-----------------|-----------------|
| 869   | 1/22/2010 | 21:25:16 | 60.9     | A    | 40-90 | 0:28:56        | 1230268.771 | 57.7             | 91.9             | 78.3            | 74.1            |
| 870   | 1/22/2010 | 21:25:18 | 64.1     | A    | 40-90 | 0:28:58        | 2570395.783 | 57.7             | 91.9             | 78.3            | 74.1            |
| 871   | 1/22/2010 | 21:25:20 | 77.8     | A    | 40-90 | 0:29:00        | 60255958.61 | 57.7             | 91.9             | 78.3            | 74.1            |
| 872   | 1/22/2010 | 21:25:22 | 76.6     | A    | 40-90 | 0:29:02        | 45708818.96 | 57.7             | 91.9             | 78.3            | 74.1            |
| 873   | 1/22/2010 | 21:25:24 | 68.2     | A    | 40-90 | 0:29:04        | 6606934.48  | 57.7             | 91.9             | 78.3            | 74.1            |
| 874   | 1/22/2010 | 21:25:26 | 75       | A    | 40-90 | 0:29:06        | 31622776.6  | 57.7             | 91.9             | 78.3            | 74.1            |
| 875   | 1/22/2010 | 21:25:28 | 91.9     | A    | 40-90 | 0:29:08        | 1548816619  | 57.7             | 91.9             | 78.3            | 74.1            |
| 876   | 1/22/2010 | 21:25:30 | 78.7     | A    | 40-90 | 0:29:10        | 74131024.13 | 57.7             | 91.9             | 78.3            | 74.1            |
| 877   | 1/22/2010 | 21:25:32 | 79.8     | A    | 40-90 | 0:29:12        | 95499258.6  | 57.7             | 91.9             | 78.3            | 74.1            |
| 878   | 1/22/2010 | 21:25:34 | 76.7     | A    | 40-90 | 0:29:14        | 46773514.13 | 57.7             | 91.9             | 78.3            | 74.1            |
| 879   | 1/22/2010 | 21:25:36 | 65.2     | A    | 40-90 | 0:29:16        | 3311311.215 | 57.7             | 91.9             | 78.3            | 74.1            |
| 880   | 1/22/2010 | 21:25:38 | 77.7     | A    | 40-90 | 0:29:18        | 58884365.54 | 57.7             | 91.9             | 78.3            | 74.1            |
| 881   | 1/22/2010 | 21:25:40 | 64.1     | A    | 40-90 | 0:29:20        | 2570395.783 | 57.7             | 91.9             | 78.3            | 74.1            |
| 882   | 1/22/2010 | 21:25:42 | 67.5     | A    | 40-90 | 0:29:22        | 5623413.252 | 57.7             | 91.9             | 78.3            | 74.1            |
| 883   | 1/22/2010 | 21:25:44 | 67.2     | A    | 40-90 | 0:29:24        | 5248074.602 | 57.7             | 91.9             | 78.3            | 74.1            |
| 884   | 1/22/2010 | 21:25:46 | 62.3     | A    | 40-90 | 0:29:26        | 1698243.652 | 57.7             | 91.9             | 78.3            | 74.1            |
| 885   | 1/22/2010 | 21:25:48 | 72.4     | A    | 40-90 | 0:29:28        | 17378008.29 | 57.7             | 91.9             | 78.3            | 74.1            |
| 886   | 1/22/2010 | 21:25:50 | 66.6     | A    | 40-90 | 0:29:30        | 4570881.896 | 57.7             | 91.9             | 78.3            | 74.1            |
| 887   | 1/22/2010 | 21:25:52 | 59.9     | A    | 40-90 | 0:29:32        | 977237.221  | 57.7             | 91.9             | 78.3            | 74.1            |
| 888   | 1/22/2010 | 21:25:54 | 64.1     | A    | 40-90 | 0:29:34        | 2570395.783 | 57.7             | 91.9             | 78.3            | 74.1            |
| 889   | 1/22/2010 | 21:25:56 | 73.4     | A    | 40-90 | 0:29:36        | 21877616.24 | 57.7             | 91.9             | 78.3            | 74.1            |
| 890   | 1/22/2010 | 21:25:58 | 66.6     | A    | 40-90 | 0:29:38        | 4570881.896 | 57.7             | 91.9             | 78.3            | 74.1            |
| 891   | 1/22/2010 | 21:26:00 | 74.6     | A    | 40-90 | 0:29:40        | 28840315.03 | 57.7             | 91.9             | 78.3            | 74.1            |
| 892   | 1/22/2010 | 21:26:02 | 68.3     | A    | 40-90 | 0:29:42        | 6760829.754 | 57.7             | 91.9             | 78.3            | 74.1            |
| 893   | 1/22/2010 | 21:26:04 | 75.4     | A    | 40-90 | 0:29:44        | 34673685.05 | 57.7             | 91.9             | 78.3            | 74.1            |
| 894   | 1/22/2010 | 21:26:06 | 64.4     | A    | 40-90 | 0:29:46        | 2754228.703 | 57.7             | 91.9             | 78.3            | 74.1            |
| 895   | 1/22/2010 | 21:26:08 | 63.7     | A    | 40-90 | 0:29:48        | 2344228.815 | 57.7             | 91.9             | 78.3            | 74.1            |
| 896   | 1/22/2010 | 21:26:10 | 70.8     | A    | 40-90 | 0:29:50        | 12022644.35 | 57.7             | 91.9             | 78.3            | 74.1            |
| 897   | 1/22/2010 | 21:26:12 | 62.8     | A    | 40-90 | 0:29:52        | 1905460.718 | 57.7             | 91.9             | 78.3            | 74.1            |
| 898   | 1/22/2010 | 21:26:14 | 59.7     | A    | 40-90 | 0:29:54        | 933254.3008 | 57.7             | 91.9             | 78.3            | 74.1            |
| 899   | 1/22/2010 | 21:26:16 | 58.3     | A    | 40-90 | 0:29:56        | 676082.9754 | 57.7             | 91.9             | 78.3            | 74.1            |

Receiver 4- Day

| Point      | Date      | Time     | Pressure | Unit | Scale | Acumulate Time | 10 <sup>^(.1*A)</sup> | L <sub>min</sub> | L <sub>max</sub> | L <sub>10</sub> | L <sub>eq</sub> |
|------------|-----------|----------|----------|------|-------|----------------|-----------------------|------------------|------------------|-----------------|-----------------|
| 900        | 1/22/2010 | 21:26:18 | 58.4     | A    | 40-90 | 0:29:58        | 691830.9709           | 57.7             | 91.9             | 78.3            | 74.1            |
| 901        | 1/22/2010 | 21:26:20 | 58       | A    | 40-90 | 0:30:00        | 630957.3445           | 57.7             | 91.9             | 78.3            | 74.1            |
| <b>SUM</b> |           |          |          |      |       |                | 23328863019           |                  |                  |                 |                 |

| Lmin | Lmax | L10  | Leq  |
|------|------|------|------|
| 57.7 | 91.9 | 78.3 | 74.1 |



## Receiver 4- Night

| Point | Date      | Time    | Pressure | Unit | Scale | Acumulate Time | 10^(1*A)    | L <sub>min</sub> | L <sub>max</sub> | L <sub>10</sub> | L <sub>eq</sub> |
|-------|-----------|---------|----------|------|-------|----------------|-------------|------------------|------------------|-----------------|-----------------|
| 1     | 1/22/2010 | 1:00:07 | 56.4     | A    | 40-90 | 0:00:00        | 436515.8322 | 51.0             | 83.5             | 73.9            | 68.9            |
| 2     | 1/22/2010 | 1:00:09 | 62.2     | A    | 40-90 | 0:00:02        | 1659586.907 | 51.0             | 83.5             | 73.9            | 68.9            |
| 3     | 1/22/2010 | 1:00:11 | 73       | A    | 40-90 | 0:00:04        | 19952623.15 | 51.0             | 83.5             | 73.9            | 68.9            |
| 4     | 1/22/2010 | 1:00:13 | 74       | A    | 40-90 | 0:00:06        | 25118864.32 | 51.0             | 83.5             | 73.9            | 68.9            |
| 5     | 1/22/2010 | 1:00:15 | 64.6     | A    | 40-90 | 0:00:08        | 2884031.503 | 51.0             | 83.5             | 73.9            | 68.9            |
| 6     | 1/22/2010 | 1:00:17 | 59.3     | A    | 40-90 | 0:00:10        | 851138.0382 | 51.0             | 83.5             | 73.9            | 68.9            |
| 7     | 1/22/2010 | 1:00:19 | 65.7     | A    | 40-90 | 0:00:12        | 3715352.291 | 51.0             | 83.5             | 73.9            | 68.9            |
| 8     | 1/22/2010 | 1:00:21 | 80       | A    | 40-90 | 0:00:14        | 10000000    | 51.0             | 83.5             | 73.9            | 68.9            |
| 9     | 1/22/2010 | 1:00:23 | 63.8     | A    | 40-90 | 0:00:16        | 2398832.919 | 51.0             | 83.5             | 73.9            | 68.9            |
| 10    | 1/22/2010 | 1:00:25 | 62.3     | A    | 40-90 | 0:00:18        | 1698243.652 | 51.0             | 83.5             | 73.9            | 68.9            |
| 11    | 1/22/2010 | 1:00:27 | 76.6     | A    | 40-90 | 0:00:20        | 45708818.96 | 51.0             | 83.5             | 73.9            | 68.9            |
| 12    | 1/22/2010 | 1:00:29 | 67.2     | A    | 40-90 | 0:00:22        | 5248074.602 | 51.0             | 83.5             | 73.9            | 68.9            |
| 13    | 1/22/2010 | 1:00:31 | 74.5     | A    | 40-90 | 0:00:24        | 28183829.31 | 51.0             | 83.5             | 73.9            | 68.9            |
| 14    | 1/22/2010 | 1:00:33 | 76       | A    | 40-90 | 0:00:26        | 39810717.06 | 51.0             | 83.5             | 73.9            | 68.9            |
| 15    | 1/22/2010 | 1:00:35 | 69.7     | A    | 40-90 | 0:00:28        | 9332543.008 | 51.0             | 83.5             | 73.9            | 68.9            |
| 16    | 1/22/2010 | 1:00:37 | 60       | A    | 40-90 | 0:00:30        | 1000000     | 51.0             | 83.5             | 73.9            | 68.9            |
| 17    | 1/22/2010 | 1:00:39 | 60.3     | A    | 40-90 | 0:00:32        | 1071519.305 | 51.0             | 83.5             | 73.9            | 68.9            |
| 18    | 1/22/2010 | 1:00:41 | 65.7     | A    | 40-90 | 0:00:34        | 3715352.291 | 51.0             | 83.5             | 73.9            | 68.9            |
| 19    | 1/22/2010 | 1:00:43 | 71.1     | A    | 40-90 | 0:00:36        | 12882495.52 | 51.0             | 83.5             | 73.9            | 68.9            |
| 20    | 1/22/2010 | 1:00:45 | 63.5     | A    | 40-90 | 0:00:38        | 2238721.139 | 51.0             | 83.5             | 73.9            | 68.9            |
| 21    | 1/22/2010 | 1:00:47 | 59.9     | A    | 40-90 | 0:00:40        | 977237.221  | 51.0             | 83.5             | 73.9            | 68.9            |
| 22    | 1/22/2010 | 1:00:49 | 64       | A    | 40-90 | 0:00:42        | 2511886.432 | 51.0             | 83.5             | 73.9            | 68.9            |
| 23    | 1/22/2010 | 1:00:51 | 74.1     | A    | 40-90 | 0:00:44        | 25703957.83 | 51.0             | 83.5             | 73.9            | 68.9            |
| 24    | 1/22/2010 | 1:00:53 | 68.7     | A    | 40-90 | 0:00:46        | 7413102.413 | 51.0             | 83.5             | 73.9            | 68.9            |
| 25    | 1/22/2010 | 1:00:55 | 60.4     | A    | 40-90 | 0:00:48        | 1096478.196 | 51.0             | 83.5             | 73.9            | 68.9            |
| 26    | 1/22/2010 | 1:00:57 | 55.6     | A    | 40-90 | 0:00:50        | 363078.0548 | 51.0             | 83.5             | 73.9            | 68.9            |
| 27    | 1/22/2010 | 1:00:59 | 54.3     | A    | 40-90 | 0:00:52        | 269153.4804 | 51.0             | 83.5             | 73.9            | 68.9            |
| 28    | 1/22/2010 | 1:01:01 | 53.6     | A    | 40-90 | 0:00:54        | 229086.7653 | 51.0             | 83.5             | 73.9            | 68.9            |
| 29    | 1/22/2010 | 1:01:03 | 53       | A    | 40-90 | 0:00:56        | 199526.2315 | 51.0             | 83.5             | 73.9            | 68.9            |
| 30    | 1/22/2010 | 1:01:05 | 54.1     | A    | 40-90 | 0:00:58        | 257039.5783 | 51.0             | 83.5             | 73.9            | 68.9            |
| 31    | 1/22/2010 | 1:01:07 | 60.3     | A    | 40-90 | 0:01:00        | 1071519.305 | 51.0             | 83.5             | 73.9            | 68.9            |

Receiver 4- Night

| Point | Date      | Time    | Pressure | Unit | Scale | Acumulate Time | 10^(1*A)    | L <sub>min</sub> | L <sub>max</sub> | L <sub>10</sub> | L <sub>eq</sub> |
|-------|-----------|---------|----------|------|-------|----------------|-------------|------------------|------------------|-----------------|-----------------|
| 32    | 1/22/2010 | 1:01:09 | 70.7     | A    | 40-90 | 0:01:02        | 11748975.55 | 51.0             | 83.5             | 73.9            | 68.9            |
| 33    | 1/22/2010 | 1:01:11 | 62.6     | A    | 40-90 | 0:01:04        | 1819700.859 | 51.0             | 83.5             | 73.9            | 68.9            |
| 34    | 1/22/2010 | 1:01:13 | 56.3     | A    | 40-90 | 0:01:06        | 426579.5188 | 51.0             | 83.5             | 73.9            | 68.9            |
| 35    | 1/22/2010 | 1:01:15 | 53.6     | A    | 40-90 | 0:01:08        | 229086.7653 | 51.0             | 83.5             | 73.9            | 68.9            |
| 36    | 1/22/2010 | 1:01:17 | 52.6     | A    | 40-90 | 0:01:10        | 181970.0859 | 51.0             | 83.5             | 73.9            | 68.9            |
| 37    | 1/22/2010 | 1:01:19 | 52.3     | A    | 40-90 | 0:01:12        | 169824.3652 | 51.0             | 83.5             | 73.9            | 68.9            |
| 38    | 1/22/2010 | 1:01:21 | 51.8     | A    | 40-90 | 0:01:14        | 151356.1248 | 51.0             | 83.5             | 73.9            | 68.9            |
| 39    | 1/22/2010 | 1:01:23 | 52       | A    | 40-90 | 0:01:16        | 158489.3192 | 51.0             | 83.5             | 73.9            | 68.9            |
| 40    | 1/22/2010 | 1:01:25 | 52.4     | A    | 40-90 | 0:01:18        | 173780.0829 | 51.0             | 83.5             | 73.9            | 68.9            |
| 41    | 1/22/2010 | 1:01:27 | 51.8     | A    | 40-90 | 0:01:20        | 151356.1248 | 51.0             | 83.5             | 73.9            | 68.9            |
| 42    | 1/22/2010 | 1:01:29 | 52.1     | A    | 40-90 | 0:01:22        | 162181.0097 | 51.0             | 83.5             | 73.9            | 68.9            |
| 43    | 1/22/2010 | 1:01:31 | 52.2     | A    | 40-90 | 0:01:24        | 165958.6907 | 51.0             | 83.5             | 73.9            | 68.9            |
| 44    | 1/22/2010 | 1:01:33 | 52       | A    | 40-90 | 0:01:26        | 158489.3192 | 51.0             | 83.5             | 73.9            | 68.9            |
| 45    | 1/22/2010 | 1:01:35 | 52.8     | A    | 40-90 | 0:01:28        | 190546.0718 | 51.0             | 83.5             | 73.9            | 68.9            |
| 46    | 1/22/2010 | 1:01:37 | 52.9     | A    | 40-90 | 0:01:30        | 194984.46   | 51.0             | 83.5             | 73.9            | 68.9            |
| 47    | 1/22/2010 | 1:01:39 | 54.6     | A    | 40-90 | 0:01:32        | 288403.1503 | 51.0             | 83.5             | 73.9            | 68.9            |
| 48    | 1/22/2010 | 1:01:41 | 59.5     | A    | 40-90 | 0:01:34        | 891250.9381 | 51.0             | 83.5             | 73.9            | 68.9            |
| 49    | 1/22/2010 | 1:01:43 | 68.5     | A    | 40-90 | 0:01:36        | 7079457.844 | 51.0             | 83.5             | 73.9            | 68.9            |
| 50    | 1/22/2010 | 1:01:45 | 62.4     | A    | 40-90 | 0:01:38        | 1737800.829 | 51.0             | 83.5             | 73.9            | 68.9            |
| 51    | 1/22/2010 | 1:01:47 | 55       | A    | 40-90 | 0:01:40        | 316227.766  | 51.0             | 83.5             | 73.9            | 68.9            |
| 52    | 1/22/2010 | 1:01:49 | 53.3     | A    | 40-90 | 0:01:42        | 213796.209  | 51.0             | 83.5             | 73.9            | 68.9            |
| 53    | 1/22/2010 | 1:01:51 | 52.8     | A    | 40-90 | 0:01:44        | 190546.0718 | 51.0             | 83.5             | 73.9            | 68.9            |
| 54    | 1/22/2010 | 1:01:53 | 53.2     | A    | 40-90 | 0:01:46        | 208929.6131 | 51.0             | 83.5             | 73.9            | 68.9            |
| 55    | 1/22/2010 | 1:01:55 | 52.4     | A    | 40-90 | 0:01:48        | 173780.0829 | 51.0             | 83.5             | 73.9            | 68.9            |
| 56    | 1/22/2010 | 1:01:57 | 51.8     | A    | 40-90 | 0:01:50        | 151356.1248 | 51.0             | 83.5             | 73.9            | 68.9            |
| 57    | 1/22/2010 | 1:01:59 | 52       | A    | 40-90 | 0:01:52        | 158489.3192 | 51.0             | 83.5             | 73.9            | 68.9            |
| 58    | 1/22/2010 | 1:02:01 | 52       | A    | 40-90 | 0:01:54        | 158489.3192 | 51.0             | 83.5             | 73.9            | 68.9            |
| 59    | 1/22/2010 | 1:02:03 | 52.4     | A    | 40-90 | 0:01:56        | 173780.0829 | 51.0             | 83.5             | 73.9            | 68.9            |
| 60    | 1/22/2010 | 1:02:05 | 52.3     | A    | 40-90 | 0:01:58        | 169824.3652 | 51.0             | 83.5             | 73.9            | 68.9            |
| 61    | 1/22/2010 | 1:02:07 | 52.6     | A    | 40-90 | 0:02:00        | 181970.0859 | 51.0             | 83.5             | 73.9            | 68.9            |
| 62    | 1/22/2010 | 1:02:09 | 52.7     | A    | 40-90 | 0:02:02        | 186208.7137 | 51.0             | 83.5             | 73.9            | 68.9            |



## Receiver 4- Night

| Point | Date      | Time    | Pressure | Unit | Scale | Acumulate Time | 10^(1*A)    | L <sub>min</sub> | L <sub>max</sub> | L <sub>10</sub> | L <sub>eq</sub> |
|-------|-----------|---------|----------|------|-------|----------------|-------------|------------------|------------------|-----------------|-----------------|
| 63    | 1/22/2010 | 1:02:11 | 54.5     | A    | 40-90 | 0:02:04        | 281838.2931 | 51.0             | 83.5             | 73.9            | 68.9            |
| 64    | 1/22/2010 | 1:02:13 | 57.4     | A    | 40-90 | 0:02:06        | 549540.8739 | 51.0             | 83.5             | 73.9            | 68.9            |
| 65    | 1/22/2010 | 1:02:15 | 68       | A    | 40-90 | 0:02:08        | 6309573.445 | 51.0             | 83.5             | 73.9            | 68.9            |
| 66    | 1/22/2010 | 1:02:17 | 74       | A    | 40-90 | 0:02:10        | 25118864.32 | 51.0             | 83.5             | 73.9            | 68.9            |
| 67    | 1/22/2010 | 1:02:19 | 66.4     | A    | 40-90 | 0:02:12        | 4365158.322 | 51.0             | 83.5             | 73.9            | 68.9            |
| 68    | 1/22/2010 | 1:02:21 | 59.4     | A    | 40-90 | 0:02:14        | 870963.59   | 51.0             | 83.5             | 73.9            | 68.9            |
| 69    | 1/22/2010 | 1:02:23 | 57.1     | A    | 40-90 | 0:02:16        | 512861.384  | 51.0             | 83.5             | 73.9            | 68.9            |
| 70    | 1/22/2010 | 1:02:25 | 57.5     | A    | 40-90 | 0:02:18        | 562341.3252 | 51.0             | 83.5             | 73.9            | 68.9            |
| 71    | 1/22/2010 | 1:02:27 | 63.8     | A    | 40-90 | 0:02:20        | 2398832.919 | 51.0             | 83.5             | 73.9            | 68.9            |
| 72    | 1/22/2010 | 1:02:29 | 73.9     | A    | 40-90 | 0:02:22        | 24547089.16 | 51.0             | 83.5             | 73.9            | 68.9            |
| 73    | 1/22/2010 | 1:02:31 | 68.6     | A    | 40-90 | 0:02:24        | 7244359.601 | 51.0             | 83.5             | 73.9            | 68.9            |
| 74    | 1/22/2010 | 1:02:33 | 58.4     | A    | 40-90 | 0:02:26        | 691830.9709 | 51.0             | 83.5             | 73.9            | 68.9            |
| 75    | 1/22/2010 | 1:02:35 | 55.6     | A    | 40-90 | 0:02:28        | 363078.0548 | 51.0             | 83.5             | 73.9            | 68.9            |
| 76    | 1/22/2010 | 1:02:37 | 58.1     | A    | 40-90 | 0:02:30        | 645654.229  | 51.0             | 83.5             | 73.9            | 68.9            |
| 77    | 1/22/2010 | 1:02:39 | 70.8     | A    | 40-90 | 0:02:32        | 12022644.35 | 51.0             | 83.5             | 73.9            | 68.9            |
| 78    | 1/22/2010 | 1:02:41 | 73.5     | A    | 40-90 | 0:02:34        | 22387211.39 | 51.0             | 83.5             | 73.9            | 68.9            |
| 79    | 1/22/2010 | 1:02:43 | 60.1     | A    | 40-90 | 0:02:36        | 1023292.992 | 51.0             | 83.5             | 73.9            | 68.9            |
| 80    | 1/22/2010 | 1:02:45 | 57.8     | A    | 40-90 | 0:02:38        | 602559.5861 | 51.0             | 83.5             | 73.9            | 68.9            |
| 81    | 1/22/2010 | 1:02:47 | 59       | A    | 40-90 | 0:02:40        | 794328.2347 | 51.0             | 83.5             | 73.9            | 68.9            |
| 82    | 1/22/2010 | 1:02:49 | 66.6     | A    | 40-90 | 0:02:42        | 4570881.896 | 51.0             | 83.5             | 73.9            | 68.9            |
| 83    | 1/22/2010 | 1:02:51 | 72.6     | A    | 40-90 | 0:02:44        | 18197008.59 | 51.0             | 83.5             | 73.9            | 68.9            |
| 84    | 1/22/2010 | 1:02:53 | 74.3     | A    | 40-90 | 0:02:46        | 26915348.04 | 51.0             | 83.5             | 73.9            | 68.9            |
| 85    | 1/22/2010 | 1:02:55 | 70.4     | A    | 40-90 | 0:02:48        | 10964781.96 | 51.0             | 83.5             | 73.9            | 68.9            |
| 86    | 1/22/2010 | 1:02:57 | 72       | A    | 40-90 | 0:02:50        | 15848931.92 | 51.0             | 83.5             | 73.9            | 68.9            |
| 87    | 1/22/2010 | 1:02:59 | 70.9     | A    | 40-90 | 0:02:52        | 12302687.71 | 51.0             | 83.5             | 73.9            | 68.9            |
| 88    | 1/22/2010 | 1:03:01 | 66.1     | A    | 40-90 | 0:02:54        | 4073802.778 | 51.0             | 83.5             | 73.9            | 68.9            |
| 89    | 1/22/2010 | 1:03:03 | 74.4     | A    | 40-90 | 0:02:56        | 27542287.03 | 51.0             | 83.5             | 73.9            | 68.9            |
| 90    | 1/22/2010 | 1:03:05 | 78.6     | A    | 40-90 | 0:02:58        | 72443596.01 | 51.0             | 83.5             | 73.9            | 68.9            |
| 91    | 1/22/2010 | 1:03:07 | 70.2     | A    | 40-90 | 0:03:00        | 10471285.48 | 51.0             | 83.5             | 73.9            | 68.9            |
| 92    | 1/22/2010 | 1:03:09 | 59.9     | A    | 40-90 | 0:03:02        | 977237.221  | 51.0             | 83.5             | 73.9            | 68.9            |
| 93    | 1/22/2010 | 1:03:11 | 59.3     | A    | 40-90 | 0:03:04        | 851138.0382 | 51.0             | 83.5             | 73.9            | 68.9            |

## Receiver 4- Night

| Point | Date      | Time    | Pressure | Unit | Scale | Acumulate Time | 10^(1*A)    | L <sub>min</sub> | L <sub>max</sub> | L <sub>10</sub> | L <sub>eq</sub> |
|-------|-----------|---------|----------|------|-------|----------------|-------------|------------------|------------------|-----------------|-----------------|
| 94    | 1/22/2010 | 1:03:13 | 74.3     | A    | 40-90 | 0:03:06        | 26915348.04 | 51.0             | 83.5             | 73.9            | 68.9            |
| 95    | 1/22/2010 | 1:03:15 | 70.3     | A    | 40-90 | 0:03:08        | 10715193.05 | 51.0             | 83.5             | 73.9            | 68.9            |
| 96    | 1/22/2010 | 1:03:17 | 58.9     | A    | 40-90 | 0:03:10        | 776247.1166 | 51.0             | 83.5             | 73.9            | 68.9            |
| 97    | 1/22/2010 | 1:03:19 | 56.1     | A    | 40-90 | 0:03:12        | 407380.2778 | 51.0             | 83.5             | 73.9            | 68.9            |
| 98    | 1/22/2010 | 1:03:21 | 54.9     | A    | 40-90 | 0:03:14        | 309029.5433 | 51.0             | 83.5             | 73.9            | 68.9            |
| 99    | 1/22/2010 | 1:03:23 | 53.6     | A    | 40-90 | 0:03:16        | 229086.7653 | 51.0             | 83.5             | 73.9            | 68.9            |
| 100   | 1/22/2010 | 1:03:25 | 53.1     | A    | 40-90 | 0:03:18        | 204173.7945 | 51.0             | 83.5             | 73.9            | 68.9            |
| 101   | 1/22/2010 | 1:03:27 | 53.3     | A    | 40-90 | 0:03:20        | 213796.209  | 51.0             | 83.5             | 73.9            | 68.9            |
| 102   | 1/22/2010 | 1:03:29 | 52.4     | A    | 40-90 | 0:03:22        | 173780.0829 | 51.0             | 83.5             | 73.9            | 68.9            |
| 103   | 1/22/2010 | 1:03:31 | 52.2     | A    | 40-90 | 0:03:24        | 165958.6907 | 51.0             | 83.5             | 73.9            | 68.9            |
| 104   | 1/22/2010 | 1:03:33 | 52.3     | A    | 40-90 | 0:03:26        | 169824.3652 | 51.0             | 83.5             | 73.9            | 68.9            |
| 105   | 1/22/2010 | 1:03:35 | 52.9     | A    | 40-90 | 0:03:28        | 194984.46   | 51.0             | 83.5             | 73.9            | 68.9            |
| 106   | 1/22/2010 | 1:03:37 | 53.1     | A    | 40-90 | 0:03:30        | 204173.7945 | 51.0             | 83.5             | 73.9            | 68.9            |
| 107   | 1/22/2010 | 1:03:39 | 54.1     | A    | 40-90 | 0:03:32        | 257039.5783 | 51.0             | 83.5             | 73.9            | 68.9            |
| 108   | 1/22/2010 | 1:03:41 | 59.6     | A    | 40-90 | 0:03:34        | 912010.8394 | 51.0             | 83.5             | 73.9            | 68.9            |
| 109   | 1/22/2010 | 1:03:43 | 71.4     | A    | 40-90 | 0:03:36        | 13803842.65 | 51.0             | 83.5             | 73.9            | 68.9            |
| 110   | 1/22/2010 | 1:03:45 | 64.5     | A    | 40-90 | 0:03:38        | 2818382.931 | 51.0             | 83.5             | 73.9            | 68.9            |
| 111   | 1/22/2010 | 1:03:47 | 57.6     | A    | 40-90 | 0:03:40        | 575439.9373 | 51.0             | 83.5             | 73.9            | 68.9            |
| 112   | 1/22/2010 | 1:03:49 | 61       | A    | 40-90 | 0:03:42        | 1258925.412 | 51.0             | 83.5             | 73.9            | 68.9            |
| 113   | 1/22/2010 | 1:03:51 | 69.7     | A    | 40-90 | 0:03:44        | 9332543.008 | 51.0             | 83.5             | 73.9            | 68.9            |
| 114   | 1/22/2010 | 1:03:53 | 67.2     | A    | 40-90 | 0:03:46        | 5248074.602 | 51.0             | 83.5             | 73.9            | 68.9            |
| 115   | 1/22/2010 | 1:03:55 | 74.3     | A    | 40-90 | 0:03:48        | 26915348.04 | 51.0             | 83.5             | 73.9            | 68.9            |
| 116   | 1/22/2010 | 1:03:57 | 75.7     | A    | 40-90 | 0:03:50        | 37153522.91 | 51.0             | 83.5             | 73.9            | 68.9            |
| 117   | 1/22/2010 | 1:03:59 | 65.4     | A    | 40-90 | 0:03:52        | 3467368.505 | 51.0             | 83.5             | 73.9            | 68.9            |
| 118   | 1/22/2010 | 1:04:01 | 58.8     | A    | 40-90 | 0:03:54        | 758577.575  | 51.0             | 83.5             | 73.9            | 68.9            |
| 119   | 1/22/2010 | 1:04:03 | 57.9     | A    | 40-90 | 0:03:56        | 616595.0019 | 51.0             | 83.5             | 73.9            | 68.9            |
| 120   | 1/22/2010 | 1:04:05 | 59.1     | A    | 40-90 | 0:03:58        | 812830.5162 | 51.0             | 83.5             | 73.9            | 68.9            |
| 121   | 1/22/2010 | 1:04:07 | 64.8     | A    | 40-90 | 0:04:00        | 3019951.72  | 51.0             | 83.5             | 73.9            | 68.9            |
| 122   | 1/22/2010 | 1:04:09 | 78.2     | A    | 40-90 | 0:04:02        | 66069344.8  | 51.0             | 83.5             | 73.9            | 68.9            |
| 123   | 1/22/2010 | 1:04:11 | 70.6     | A    | 40-90 | 0:04:04        | 11481536.21 | 51.0             | 83.5             | 73.9            | 68.9            |
| 124   | 1/22/2010 | 1:04:13 | 69.7     | A    | 40-90 | 0:04:06        | 9332543.008 | 51.0             | 83.5             | 73.9            | 68.9            |

## Receiver 4- Night

| Point | Date      | Time    | Pressure | Unit | Scale | Acumulate Time | 10^(Lp*A)   | L <sub>min</sub> | L <sub>max</sub> | L <sub>10</sub> | L <sub>eq</sub> |
|-------|-----------|---------|----------|------|-------|----------------|-------------|------------------|------------------|-----------------|-----------------|
| 125   | 1/22/2010 | 1:04:15 | 65.4     | A    | 40-90 | 0:04:08        | 3467368.505 | 51.0             | 83.5             | 73.9            | 68.9            |
| 126   | 1/22/2010 | 1:04:17 | 77.8     | A    | 40-90 | 0:04:10        | 60255958.61 | 51.0             | 83.5             | 73.9            | 68.9            |
| 127   | 1/22/2010 | 1:04:19 | 66.2     | A    | 40-90 | 0:04:12        | 4168693.835 | 51.0             | 83.5             | 73.9            | 68.9            |
| 128   | 1/22/2010 | 1:04:21 | 59.3     | A    | 40-90 | 0:04:14        | 851138.0382 | 51.0             | 83.5             | 73.9            | 68.9            |
| 129   | 1/22/2010 | 1:04:23 | 58.2     | A    | 40-90 | 0:04:16        | 660693.448  | 51.0             | 83.5             | 73.9            | 68.9            |
| 130   | 1/22/2010 | 1:04:25 | 56       | A    | 40-90 | 0:04:18        | 398107.1706 | 51.0             | 83.5             | 73.9            | 68.9            |
| 131   | 1/22/2010 | 1:04:27 | 54.5     | A    | 40-90 | 0:04:20        | 281838.2931 | 51.0             | 83.5             | 73.9            | 68.9            |
| 132   | 1/22/2010 | 1:04:29 | 55.9     | A    | 40-90 | 0:04:22        | 389045.145  | 51.0             | 83.5             | 73.9            | 68.9            |
| 133   | 1/22/2010 | 1:04:31 | 63.3     | A    | 40-90 | 0:04:24        | 2137962.09  | 51.0             | 83.5             | 73.9            | 68.9            |
| 134   | 1/22/2010 | 1:04:33 | 74.1     | A    | 40-90 | 0:04:26        | 25703957.83 | 51.0             | 83.5             | 73.9            | 68.9            |
| 135   | 1/22/2010 | 1:04:35 | 65.4     | A    | 40-90 | 0:04:28        | 3467368.505 | 51.0             | 83.5             | 73.9            | 68.9            |
| 136   | 1/22/2010 | 1:04:37 | 56.5     | A    | 40-90 | 0:04:30        | 446683.5922 | 51.0             | 83.5             | 73.9            | 68.9            |
| 137   | 1/22/2010 | 1:04:39 | 56       | A    | 40-90 | 0:04:32        | 398107.1706 | 51.0             | 83.5             | 73.9            | 68.9            |
| 138   | 1/22/2010 | 1:04:41 | 53.2     | A    | 40-90 | 0:04:34        | 208929.6131 | 51.0             | 83.5             | 73.9            | 68.9            |
| 139   | 1/22/2010 | 1:04:43 | 53.1     | A    | 40-90 | 0:04:36        | 204173.7945 | 51.0             | 83.5             | 73.9            | 68.9            |
| 140   | 1/22/2010 | 1:04:45 | 53.2     | A    | 40-90 | 0:04:38        | 208929.6131 | 51.0             | 83.5             | 73.9            | 68.9            |
| 141   | 1/22/2010 | 1:04:47 | 53.1     | A    | 40-90 | 0:04:40        | 204173.7945 | 51.0             | 83.5             | 73.9            | 68.9            |
| 142   | 1/22/2010 | 1:04:49 | 54       | A    | 40-90 | 0:04:42        | 251188.6432 | 51.0             | 83.5             | 73.9            | 68.9            |
| 143   | 1/22/2010 | 1:04:51 | 59.3     | A    | 40-90 | 0:04:44        | 851138.0382 | 51.0             | 83.5             | 73.9            | 68.9            |
| 144   | 1/22/2010 | 1:04:53 | 67.3     | A    | 40-90 | 0:04:46        | 5370317.964 | 51.0             | 83.5             | 73.9            | 68.9            |
| 145   | 1/22/2010 | 1:04:55 | 77.6     | A    | 40-90 | 0:04:48        | 57543993.73 | 51.0             | 83.5             | 73.9            | 68.9            |
| 146   | 1/22/2010 | 1:04:57 | 64.1     | A    | 40-90 | 0:04:50        | 2570395.783 | 51.0             | 83.5             | 73.9            | 68.9            |
| 147   | 1/22/2010 | 1:04:59 | 57.6     | A    | 40-90 | 0:04:52        | 575439.9373 | 51.0             | 83.5             | 73.9            | 68.9            |
| 148   | 1/22/2010 | 1:05:01 | 54.6     | A    | 40-90 | 0:04:54        | 288403.1503 | 51.0             | 83.5             | 73.9            | 68.9            |
| 149   | 1/22/2010 | 1:05:03 | 54       | A    | 40-90 | 0:04:56        | 251188.6432 | 51.0             | 83.5             | 73.9            | 68.9            |
| 150   | 1/22/2010 | 1:05:05 | 53.8     | A    | 40-90 | 0:04:58        | 239883.2919 | 51.0             | 83.5             | 73.9            | 68.9            |
| 151   | 1/22/2010 | 1:05:07 | 53.6     | A    | 40-90 | 0:05:00        | 229086.7653 | 51.0             | 83.5             | 73.9            | 68.9            |
| 152   | 1/22/2010 | 1:05:09 | 53.1     | A    | 40-90 | 0:05:02        | 204173.7945 | 51.0             | 83.5             | 73.9            | 68.9            |
| 153   | 1/22/2010 | 1:05:11 | 54.6     | A    | 40-90 | 0:05:04        | 288403.1503 | 51.0             | 83.5             | 73.9            | 68.9            |
| 154   | 1/22/2010 | 1:05:13 | 59.6     | A    | 40-90 | 0:05:06        | 912010.8394 | 51.0             | 83.5             | 73.9            | 68.9            |
| 155   | 1/22/2010 | 1:05:15 | 71.1     | A    | 40-90 | 0:05:08        | 12882495.52 | 51.0             | 83.5             | 73.9            | 68.9            |

## Receiver 4- Night

| Point | Date      | Time    | Pressure | Unit | Scale | Acumulate Time | 10^(1*A)    | L <sub>min</sub> | L <sub>max</sub> | L <sub>10</sub> | L <sub>eq</sub> |
|-------|-----------|---------|----------|------|-------|----------------|-------------|------------------|------------------|-----------------|-----------------|
| 156   | 1/22/2010 | 1:05:17 | 64.5     | A    | 40-90 | 0:05:10        | 2818382.931 | 51.0             | 83.5             | 73.9            | 68.9            |
| 157   | 1/22/2010 | 1:05:19 | 59.4     | A    | 40-90 | 0:05:12        | 870963.59   | 51.0             | 83.5             | 73.9            | 68.9            |
| 158   | 1/22/2010 | 1:05:21 | 53.5     | A    | 40-90 | 0:05:14        | 223872.1139 | 51.0             | 83.5             | 73.9            | 68.9            |
| 159   | 1/22/2010 | 1:05:23 | 52.7     | A    | 40-90 | 0:05:16        | 186208.7137 | 51.0             | 83.5             | 73.9            | 68.9            |
| 160   | 1/22/2010 | 1:05:25 | 52.1     | A    | 40-90 | 0:05:18        | 162181.0097 | 51.0             | 83.5             | 73.9            | 68.9            |
| 161   | 1/22/2010 | 1:05:27 | 53.4     | A    | 40-90 | 0:05:20        | 218776.1624 | 51.0             | 83.5             | 73.9            | 68.9            |
| 162   | 1/22/2010 | 1:05:29 | 59.2     | A    | 40-90 | 0:05:22        | 831763.7711 | 51.0             | 83.5             | 73.9            | 68.9            |
| 163   | 1/22/2010 | 1:05:31 | 70.9     | A    | 40-90 | 0:05:24        | 12302687.71 | 51.0             | 83.5             | 73.9            | 68.9            |
| 164   | 1/22/2010 | 1:05:33 | 64.3     | A    | 40-90 | 0:05:26        | 2691534.804 | 51.0             | 83.5             | 73.9            | 68.9            |
| 165   | 1/22/2010 | 1:05:35 | 59.5     | A    | 40-90 | 0:05:28        | 891250.9381 | 51.0             | 83.5             | 73.9            | 68.9            |
| 166   | 1/22/2010 | 1:05:37 | 53.8     | A    | 40-90 | 0:05:30        | 239883.2919 | 51.0             | 83.5             | 73.9            | 68.9            |
| 167   | 1/22/2010 | 1:05:39 | 52.6     | A    | 40-90 | 0:05:32        | 181970.0859 | 51.0             | 83.5             | 73.9            | 68.9            |
| 168   | 1/22/2010 | 1:05:41 | 52.2     | A    | 40-90 | 0:05:34        | 165958.6907 | 51.0             | 83.5             | 73.9            | 68.9            |
| 169   | 1/22/2010 | 1:05:43 | 52.2     | A    | 40-90 | 0:05:36        | 165958.6907 | 51.0             | 83.5             | 73.9            | 68.9            |
| 170   | 1/22/2010 | 1:05:45 | 53.2     | A    | 40-90 | 0:05:38        | 208929.6131 | 51.0             | 83.5             | 73.9            | 68.9            |
| 171   | 1/22/2010 | 1:05:47 | 58.3     | A    | 40-90 | 0:05:40        | 676082.9754 | 51.0             | 83.5             | 73.9            | 68.9            |
| 172   | 1/22/2010 | 1:05:49 | 77.8     | A    | 40-90 | 0:05:42        | 60255958.61 | 51.0             | 83.5             | 73.9            | 68.9            |
| 173   | 1/22/2010 | 1:05:51 | 74.7     | A    | 40-90 | 0:05:44        | 29512092.27 | 51.0             | 83.5             | 73.9            | 68.9            |
| 174   | 1/22/2010 | 1:05:53 | 62.4     | A    | 40-90 | 0:05:46        | 1737800.829 | 51.0             | 83.5             | 73.9            | 68.9            |
| 175   | 1/22/2010 | 1:05:55 | 56.8     | A    | 40-90 | 0:05:48        | 478630.0923 | 51.0             | 83.5             | 73.9            | 68.9            |
| 176   | 1/22/2010 | 1:05:57 | 55.1     | A    | 40-90 | 0:05:50        | 323593.6569 | 51.0             | 83.5             | 73.9            | 68.9            |
| 177   | 1/22/2010 | 1:05:59 | 53.5     | A    | 40-90 | 0:05:52        | 223872.1139 | 51.0             | 83.5             | 73.9            | 68.9            |
| 178   | 1/22/2010 | 1:06:01 | 54.7     | A    | 40-90 | 0:05:54        | 295120.9227 | 51.0             | 83.5             | 73.9            | 68.9            |
| 179   | 1/22/2010 | 1:06:03 | 54.7     | A    | 40-90 | 0:05:56        | 295120.9227 | 51.0             | 83.5             | 73.9            | 68.9            |
| 180   | 1/22/2010 | 1:06:05 | 65.3     | A    | 40-90 | 0:05:58        | 3388441.561 | 51.0             | 83.5             | 73.9            | 68.9            |
| 181   | 1/22/2010 | 1:06:07 | 75.9     | A    | 40-90 | 0:06:00        | 38904514.5  | 51.0             | 83.5             | 73.9            | 68.9            |
| 182   | 1/22/2010 | 1:06:09 | 61.2     | A    | 40-90 | 0:06:02        | 1318256.739 | 51.0             | 83.5             | 73.9            | 68.9            |
| 183   | 1/22/2010 | 1:06:11 | 56.3     | A    | 40-90 | 0:06:04        | 426579.5188 | 51.0             | 83.5             | 73.9            | 68.9            |
| 184   | 1/22/2010 | 1:06:13 | 55.8     | A    | 40-90 | 0:06:06        | 380189.3963 | 51.0             | 83.5             | 73.9            | 68.9            |
| 185   | 1/22/2010 | 1:06:15 | 60.4     | A    | 40-90 | 0:06:08        | 1096478.196 | 51.0             | 83.5             | 73.9            | 68.9            |
| 186   | 1/22/2010 | 1:06:17 | 68.3     | A    | 40-90 | 0:06:10        | 6760829.754 | 51.0             | 83.5             | 73.9            | 68.9            |

## Receiver 4- Night

| Point | Date      | Time    | Pressure | Unit | Scale | Acumulate Time | 10^(1*A)    | L <sub>min</sub> | L <sub>max</sub> | L <sub>10</sub> | L <sub>eq</sub> |
|-------|-----------|---------|----------|------|-------|----------------|-------------|------------------|------------------|-----------------|-----------------|
| 187   | 1/22/2010 | 1:06:19 | 73.3     | A    | 40-90 | 0:06:12        | 21379620.9  | 51.0             | 83.5             | 73.9            | 68.9            |
| 188   | 1/22/2010 | 1:06:21 | 71.8     | A    | 40-90 | 0:06:14        | 15135612.48 | 51.0             | 83.5             | 73.9            | 68.9            |
| 189   | 1/22/2010 | 1:06:23 | 68.6     | A    | 40-90 | 0:06:16        | 7244359.601 | 51.0             | 83.5             | 73.9            | 68.9            |
| 190   | 1/22/2010 | 1:06:25 | 62.4     | A    | 40-90 | 0:06:18        | 1737800.829 | 51.0             | 83.5             | 73.9            | 68.9            |
| 191   | 1/22/2010 | 1:06:27 | 56.9     | A    | 40-90 | 0:06:20        | 489778.8194 | 51.0             | 83.5             | 73.9            | 68.9            |
| 192   | 1/22/2010 | 1:06:29 | 55.2     | A    | 40-90 | 0:06:22        | 331131.1215 | 51.0             | 83.5             | 73.9            | 68.9            |
| 193   | 1/22/2010 | 1:06:31 | 55.3     | A    | 40-90 | 0:06:24        | 338844.1561 | 51.0             | 83.5             | 73.9            | 68.9            |
| 194   | 1/22/2010 | 1:06:33 | 56.8     | A    | 40-90 | 0:06:26        | 478630.0923 | 51.0             | 83.5             | 73.9            | 68.9            |
| 195   | 1/22/2010 | 1:06:35 | 64       | A    | 40-90 | 0:06:28        | 2511886.432 | 51.0             | 83.5             | 73.9            | 68.9            |
| 196   | 1/22/2010 | 1:06:37 | 74.1     | A    | 40-90 | 0:06:30        | 25703957.83 | 51.0             | 83.5             | 73.9            | 68.9            |
| 197   | 1/22/2010 | 1:06:39 | 69.5     | A    | 40-90 | 0:06:32        | 8912509.381 | 51.0             | 83.5             | 73.9            | 68.9            |
| 198   | 1/22/2010 | 1:06:41 | 61.1     | A    | 40-90 | 0:06:34        | 1288249.552 | 51.0             | 83.5             | 73.9            | 68.9            |
| 199   | 1/22/2010 | 1:06:43 | 56.2     | A    | 40-90 | 0:06:36        | 416869.3835 | 51.0             | 83.5             | 73.9            | 68.9            |
| 200   | 1/22/2010 | 1:06:45 | 54.7     | A    | 40-90 | 0:06:38        | 295120.9227 | 51.0             | 83.5             | 73.9            | 68.9            |
| 201   | 1/22/2010 | 1:06:47 | 55.3     | A    | 40-90 | 0:06:40        | 338844.1561 | 51.0             | 83.5             | 73.9            | 68.9            |
| 202   | 1/22/2010 | 1:06:49 | 57.5     | A    | 40-90 | 0:06:42        | 562341.3252 | 51.0             | 83.5             | 73.9            | 68.9            |
| 203   | 1/22/2010 | 1:06:51 | 69.8     | A    | 40-90 | 0:06:44        | 9549925.86  | 51.0             | 83.5             | 73.9            | 68.9            |
| 204   | 1/22/2010 | 1:06:53 | 76.1     | A    | 40-90 | 0:06:46        | 40738027.78 | 51.0             | 83.5             | 73.9            | 68.9            |
| 205   | 1/22/2010 | 1:06:55 | 59.6     | A    | 40-90 | 0:06:48        | 912010.8394 | 51.0             | 83.5             | 73.9            | 68.9            |
| 206   | 1/22/2010 | 1:06:57 | 56.9     | A    | 40-90 | 0:06:50        | 489778.8194 | 51.0             | 83.5             | 73.9            | 68.9            |
| 207   | 1/22/2010 | 1:06:59 | 62.7     | A    | 40-90 | 0:06:52        | 1862087.137 | 51.0             | 83.5             | 73.9            | 68.9            |
| 208   | 1/22/2010 | 1:07:01 | 73       | A    | 40-90 | 0:06:54        | 19952623.15 | 51.0             | 83.5             | 73.9            | 68.9            |
| 209   | 1/22/2010 | 1:07:03 | 75.4     | A    | 40-90 | 0:06:56        | 34673685.05 | 51.0             | 83.5             | 73.9            | 68.9            |
| 210   | 1/22/2010 | 1:07:05 | 72.2     | A    | 40-90 | 0:06:58        | 16595869.07 | 51.0             | 83.5             | 73.9            | 68.9            |
| 211   | 1/22/2010 | 1:07:07 | 66       | A    | 40-90 | 0:07:00        | 3981071.706 | 51.0             | 83.5             | 73.9            | 68.9            |
| 212   | 1/22/2010 | 1:07:09 | 59.4     | A    | 40-90 | 0:07:02        | 870963.59   | 51.0             | 83.5             | 73.9            | 68.9            |
| 213   | 1/22/2010 | 1:07:11 | 55.9     | A    | 40-90 | 0:07:04        | 389045.145  | 51.0             | 83.5             | 73.9            | 68.9            |
| 214   | 1/22/2010 | 1:07:13 | 54.9     | A    | 40-90 | 0:07:06        | 309029.5433 | 51.0             | 83.5             | 73.9            | 68.9            |
| 215   | 1/22/2010 | 1:07:15 | 55.7     | A    | 40-90 | 0:07:08        | 371535.2291 | 51.0             | 83.5             | 73.9            | 68.9            |
| 216   | 1/22/2010 | 1:07:17 | 59.5     | A    | 40-90 | 0:07:10        | 891250.9381 | 51.0             | 83.5             | 73.9            | 68.9            |
| 217   | 1/22/2010 | 1:07:19 | 68.1     | A    | 40-90 | 0:07:12        | 6456542.29  | 51.0             | 83.5             | 73.9            | 68.9            |

Receiver 4- Night

| Point | Date      | Time    | Pressure | Unit | Scale | Acumulate Time | 10^(.1*A)   | L <sub>min</sub> | L <sub>max</sub> | L <sub>10</sub> | L <sub>eq</sub> |
|-------|-----------|---------|----------|------|-------|----------------|-------------|------------------|------------------|-----------------|-----------------|
| 218   | 1/22/2010 | 1:07:21 | 77.1     | A    | 40-90 | 0:07:14        | 51286138.4  | 51.0             | 83.5             | 73.9            | 68.9            |
| 219   | 1/22/2010 | 1:07:23 | 67.8     | A    | 40-90 | 0:07:16        | 6025595.861 | 51.0             | 83.5             | 73.9            | 68.9            |
| 220   | 1/22/2010 | 1:07:25 | 61.3     | A    | 40-90 | 0:07:18        | 1348962.883 | 51.0             | 83.5             | 73.9            | 68.9            |
| 221   | 1/22/2010 | 1:07:27 | 70.1     | A    | 40-90 | 0:07:20        | 10232929.92 | 51.0             | 83.5             | 73.9            | 68.9            |
| 222   | 1/22/2010 | 1:07:29 | 62.9     | A    | 40-90 | 0:07:22        | 1949844.6   | 51.0             | 83.5             | 73.9            | 68.9            |
| 223   | 1/22/2010 | 1:07:31 | 59.4     | A    | 40-90 | 0:07:24        | 870963.59   | 51.0             | 83.5             | 73.9            | 68.9            |
| 224   | 1/22/2010 | 1:07:33 | 55.9     | A    | 40-90 | 0:07:26        | 389045.145  | 51.0             | 83.5             | 73.9            | 68.9            |
| 225   | 1/22/2010 | 1:07:35 | 57.9     | A    | 40-90 | 0:07:28        | 616595.0019 | 51.0             | 83.5             | 73.9            | 68.9            |
| 226   | 1/22/2010 | 1:07:37 | 65       | A    | 40-90 | 0:07:30        | 3162277.66  | 51.0             | 83.5             | 73.9            | 68.9            |
| 227   | 1/22/2010 | 1:07:39 | 76       | A    | 40-90 | 0:07:32        | 39810717.06 | 51.0             | 83.5             | 73.9            | 68.9            |
| 228   | 1/22/2010 | 1:07:41 | 74.4     | A    | 40-90 | 0:07:34        | 27542287.03 | 51.0             | 83.5             | 73.9            | 68.9            |
| 229   | 1/22/2010 | 1:07:43 | 75.8     | A    | 40-90 | 0:07:36        | 38018939.63 | 51.0             | 83.5             | 73.9            | 68.9            |
| 230   | 1/22/2010 | 1:07:45 | 72.3     | A    | 40-90 | 0:07:38        | 16982436.52 | 51.0             | 83.5             | 73.9            | 68.9            |
| 231   | 1/22/2010 | 1:07:47 | 73.4     | A    | 40-90 | 0:07:40        | 21877616.24 | 51.0             | 83.5             | 73.9            | 68.9            |
| 232   | 1/22/2010 | 1:07:49 | 72.9     | A    | 40-90 | 0:07:42        | 19498446    | 51.0             | 83.5             | 73.9            | 68.9            |
| 233   | 1/22/2010 | 1:07:51 | 66       | A    | 40-90 | 0:07:44        | 3981071.706 | 51.0             | 83.5             | 73.9            | 68.9            |
| 234   | 1/22/2010 | 1:07:53 | 59.9     | A    | 40-90 | 0:07:46        | 977237.221  | 51.0             | 83.5             | 73.9            | 68.9            |
| 235   | 1/22/2010 | 1:07:55 | 56       | A    | 40-90 | 0:07:48        | 398107.1706 | 51.0             | 83.5             | 73.9            | 68.9            |
| 236   | 1/22/2010 | 1:07:57 | 54       | A    | 40-90 | 0:07:50        | 251188.6432 | 51.0             | 83.5             | 73.9            | 68.9            |
| 237   | 1/22/2010 | 1:07:59 | 54.3     | A    | 40-90 | 0:07:52        | 269153.4804 | 51.0             | 83.5             | 73.9            | 68.9            |
| 238   | 1/22/2010 | 1:08:01 | 52.6     | A    | 40-90 | 0:07:54        | 181970.0859 | 51.0             | 83.5             | 73.9            | 68.9            |
| 239   | 1/22/2010 | 1:08:03 | 52.8     | A    | 40-90 | 0:07:56        | 190546.0718 | 51.0             | 83.5             | 73.9            | 68.9            |
| 240   | 1/22/2010 | 1:08:05 | 53       | A    | 40-90 | 0:07:58        | 199526.2315 | 51.0             | 83.5             | 73.9            | 68.9            |
| 241   | 1/22/2010 | 1:08:07 | 53.1     | A    | 40-90 | 0:08:00        | 204173.7945 | 51.0             | 83.5             | 73.9            | 68.9            |
| 242   | 1/22/2010 | 1:08:09 | 53       | A    | 40-90 | 0:08:02        | 199526.2315 | 51.0             | 83.5             | 73.9            | 68.9            |
| 243   | 1/22/2010 | 1:08:11 | 53.3     | A    | 40-90 | 0:08:04        | 213796.209  | 51.0             | 83.5             | 73.9            | 68.9            |
| 244   | 1/22/2010 | 1:08:13 | 52.7     | A    | 40-90 | 0:08:06        | 186208.7137 | 51.0             | 83.5             | 73.9            | 68.9            |
| 245   | 1/22/2010 | 1:08:15 | 52.2     | A    | 40-90 | 0:08:08        | 165958.6907 | 51.0             | 83.5             | 73.9            | 68.9            |
| 246   | 1/22/2010 | 1:08:17 | 51.9     | A    | 40-90 | 0:08:10        | 154881.6619 | 51.0             | 83.5             | 73.9            | 68.9            |
| 247   | 1/22/2010 | 1:08:19 | 52.3     | A    | 40-90 | 0:08:12        | 169824.3652 | 51.0             | 83.5             | 73.9            | 68.9            |
| 248   | 1/22/2010 | 1:08:21 | 52.9     | A    | 40-90 | 0:08:14        | 194984.46   | 51.0             | 83.5             | 73.9            | 68.9            |

## Receiver 4- Night

| Point | Date      | Time    | Pressure | Unit | Scale | Acumulate Time | 10^(1*A)    | L <sub>min</sub> | L <sub>max</sub> | L <sub>10</sub> | L <sub>eq</sub> |
|-------|-----------|---------|----------|------|-------|----------------|-------------|------------------|------------------|-----------------|-----------------|
| 249   | 1/22/2010 | 1:08:23 | 52.1     | A    | 40-90 | 0:08:16        | 162181.0097 | 51.0             | 83.5             | 73.9            | 68.9            |
| 250   | 1/22/2010 | 1:08:25 | 53.2     | A    | 40-90 | 0:08:18        | 208929.6131 | 51.0             | 83.5             | 73.9            | 68.9            |
| 251   | 1/22/2010 | 1:08:27 | 52       | A    | 40-90 | 0:08:20        | 158489.3192 | 51.0             | 83.5             | 73.9            | 68.9            |
| 252   | 1/22/2010 | 1:08:29 | 52.9     | A    | 40-90 | 0:08:22        | 194984.46   | 51.0             | 83.5             | 73.9            | 68.9            |
| 253   | 1/22/2010 | 1:08:31 | 52.5     | A    | 40-90 | 0:08:24        | 177827.941  | 51.0             | 83.5             | 73.9            | 68.9            |
| 254   | 1/22/2010 | 1:08:33 | 52.9     | A    | 40-90 | 0:08:26        | 194984.46   | 51.0             | 83.5             | 73.9            | 68.9            |
| 255   | 1/22/2010 | 1:08:35 | 54.7     | A    | 40-90 | 0:08:28        | 295120.9227 | 51.0             | 83.5             | 73.9            | 68.9            |
| 256   | 1/22/2010 | 1:08:37 | 59       | A    | 40-90 | 0:08:30        | 794328.2347 | 51.0             | 83.5             | 73.9            | 68.9            |
| 257   | 1/22/2010 | 1:08:39 | 72.4     | A    | 40-90 | 0:08:32        | 17378008.29 | 51.0             | 83.5             | 73.9            | 68.9            |
| 258   | 1/22/2010 | 1:08:41 | 63.6     | A    | 40-90 | 0:08:34        | 2290867.653 | 51.0             | 83.5             | 73.9            | 68.9            |
| 259   | 1/22/2010 | 1:08:43 | 62.8     | A    | 40-90 | 0:08:36        | 1905460.718 | 51.0             | 83.5             | 73.9            | 68.9            |
| 260   | 1/22/2010 | 1:08:45 | 72.3     | A    | 40-90 | 0:08:38        | 16982436.52 | 51.0             | 83.5             | 73.9            | 68.9            |
| 261   | 1/22/2010 | 1:08:47 | 66.3     | A    | 40-90 | 0:08:40        | 4265795.188 | 51.0             | 83.5             | 73.9            | 68.9            |
| 262   | 1/22/2010 | 1:08:49 | 61.7     | A    | 40-90 | 0:08:42        | 1479108.388 | 51.0             | 83.5             | 73.9            | 68.9            |
| 263   | 1/22/2010 | 1:08:51 | 58.3     | A    | 40-90 | 0:08:44        | 676082.9754 | 51.0             | 83.5             | 73.9            | 68.9            |
| 264   | 1/22/2010 | 1:08:53 | 72.9     | A    | 40-90 | 0:08:46        | 19498446    | 51.0             | 83.5             | 73.9            | 68.9            |
| 265   | 1/22/2010 | 1:08:55 | 73.1     | A    | 40-90 | 0:08:48        | 20417379.45 | 51.0             | 83.5             | 73.9            | 68.9            |
| 266   | 1/22/2010 | 1:08:57 | 74.9     | A    | 40-90 | 0:08:50        | 30902954.33 | 51.0             | 83.5             | 73.9            | 68.9            |
| 267   | 1/22/2010 | 1:08:59 | 64.4     | A    | 40-90 | 0:08:52        | 2754228.703 | 51.0             | 83.5             | 73.9            | 68.9            |
| 268   | 1/22/2010 | 1:09:01 | 70.8     | A    | 40-90 | 0:08:54        | 12022644.35 | 51.0             | 83.5             | 73.9            | 68.9            |
| 269   | 1/22/2010 | 1:09:03 | 70.8     | A    | 40-90 | 0:08:56        | 12022644.35 | 51.0             | 83.5             | 73.9            | 68.9            |
| 270   | 1/22/2010 | 1:09:05 | 61       | A    | 40-90 | 0:08:58        | 1258925.412 | 51.0             | 83.5             | 73.9            | 68.9            |
| 271   | 1/22/2010 | 1:09:07 | 59.1     | A    | 40-90 | 0:09:00        | 812830.5162 | 51.0             | 83.5             | 73.9            | 68.9            |
| 272   | 1/22/2010 | 1:09:09 | 72.5     | A    | 40-90 | 0:09:02        | 17782794.1  | 51.0             | 83.5             | 73.9            | 68.9            |
| 273   | 1/22/2010 | 1:09:11 | 73.8     | A    | 40-90 | 0:09:04        | 23988329.19 | 51.0             | 83.5             | 73.9            | 68.9            |
| 274   | 1/22/2010 | 1:09:13 | 65.8     | A    | 40-90 | 0:09:06        | 3801893.963 | 51.0             | 83.5             | 73.9            | 68.9            |
| 275   | 1/22/2010 | 1:09:15 | 60.6     | A    | 40-90 | 0:09:08        | 1148153.621 | 51.0             | 83.5             | 73.9            | 68.9            |
| 276   | 1/22/2010 | 1:09:17 | 62.7     | A    | 40-90 | 0:09:10        | 1862087.137 | 51.0             | 83.5             | 73.9            | 68.9            |
| 277   | 1/22/2010 | 1:09:19 | 75.1     | A    | 40-90 | 0:09:12        | 32359365.69 | 51.0             | 83.5             | 73.9            | 68.9            |
| 278   | 1/22/2010 | 1:09:21 | 74       | A    | 40-90 | 0:09:14        | 25118864.32 | 51.0             | 83.5             | 73.9            | 68.9            |
| 279   | 1/22/2010 | 1:09:23 | 67.8     | A    | 40-90 | 0:09:16        | 6025595.861 | 51.0             | 83.5             | 73.9            | 68.9            |

## Receiver 4- Night

| Point | Date      | Time    | Pressure | Unit | Scale | Acumulate Time | 10^(Lp*A)   | L <sub>min</sub> | L <sub>max</sub> | L <sub>10</sub> | L <sub>eq</sub> |
|-------|-----------|---------|----------|------|-------|----------------|-------------|------------------|------------------|-----------------|-----------------|
| 280   | 1/22/2010 | 1:09:25 | 77.5     | A    | 40-90 | 0:09:18        | 56234132.52 | 51.0             | 83.5             | 73.9            | 68.9            |
| 281   | 1/22/2010 | 1:09:27 | 66       | A    | 40-90 | 0:09:20        | 3981071.706 | 51.0             | 83.5             | 73.9            | 68.9            |
| 282   | 1/22/2010 | 1:09:29 | 59.1     | A    | 40-90 | 0:09:22        | 812830.5162 | 51.0             | 83.5             | 73.9            | 68.9            |
| 283   | 1/22/2010 | 1:09:31 | 57       | A    | 40-90 | 0:09:24        | 501187.2336 | 51.0             | 83.5             | 73.9            | 68.9            |
| 284   | 1/22/2010 | 1:09:33 | 57.1     | A    | 40-90 | 0:09:26        | 512861.384  | 51.0             | 83.5             | 73.9            | 68.9            |
| 285   | 1/22/2010 | 1:09:35 | 70.2     | A    | 40-90 | 0:09:28        | 10471285.48 | 51.0             | 83.5             | 73.9            | 68.9            |
| 286   | 1/22/2010 | 1:09:37 | 77.5     | A    | 40-90 | 0:09:30        | 56234132.52 | 51.0             | 83.5             | 73.9            | 68.9            |
| 287   | 1/22/2010 | 1:09:39 | 61.6     | A    | 40-90 | 0:09:32        | 1445439.771 | 51.0             | 83.5             | 73.9            | 68.9            |
| 288   | 1/22/2010 | 1:09:41 | 56.1     | A    | 40-90 | 0:09:34        | 407380.2778 | 51.0             | 83.5             | 73.9            | 68.9            |
| 289   | 1/22/2010 | 1:09:43 | 54.1     | A    | 40-90 | 0:09:36        | 257039.5783 | 51.0             | 83.5             | 73.9            | 68.9            |
| 290   | 1/22/2010 | 1:09:45 | 53.5     | A    | 40-90 | 0:09:38        | 223872.1139 | 51.0             | 83.5             | 73.9            | 68.9            |
| 291   | 1/22/2010 | 1:09:47 | 54.3     | A    | 40-90 | 0:09:40        | 269153.4804 | 51.0             | 83.5             | 73.9            | 68.9            |
| 292   | 1/22/2010 | 1:09:49 | 59       | A    | 40-90 | 0:09:42        | 794328.2347 | 51.0             | 83.5             | 73.9            | 68.9            |
| 293   | 1/22/2010 | 1:09:51 | 68.6     | A    | 40-90 | 0:09:44        | 7244359.601 | 51.0             | 83.5             | 73.9            | 68.9            |
| 294   | 1/22/2010 | 1:09:53 | 62.8     | A    | 40-90 | 0:09:46        | 1905460.718 | 51.0             | 83.5             | 73.9            | 68.9            |
| 295   | 1/22/2010 | 1:09:55 | 63.3     | A    | 40-90 | 0:09:48        | 2137962.09  | 51.0             | 83.5             | 73.9            | 68.9            |
| 296   | 1/22/2010 | 1:09:57 | 72.6     | A    | 40-90 | 0:09:50        | 18197008.59 | 51.0             | 83.5             | 73.9            | 68.9            |
| 297   | 1/22/2010 | 1:09:59 | 65       | A    | 40-90 | 0:09:52        | 3162277.66  | 51.0             | 83.5             | 73.9            | 68.9            |
| 298   | 1/22/2010 | 1:10:01 | 64.4     | A    | 40-90 | 0:09:54        | 2754228.703 | 51.0             | 83.5             | 73.9            | 68.9            |
| 299   | 1/22/2010 | 1:10:03 | 67.5     | A    | 40-90 | 0:09:56        | 5623413.252 | 51.0             | 83.5             | 73.9            | 68.9            |
| 300   | 1/22/2010 | 1:10:05 | 63.2     | A    | 40-90 | 0:09:58        | 2089296.131 | 51.0             | 83.5             | 73.9            | 68.9            |
| 301   | 1/22/2010 | 1:10:07 | 57       | A    | 40-90 | 0:10:00        | 501187.2336 | 51.0             | 83.5             | 73.9            | 68.9            |
| 302   | 1/22/2010 | 1:10:09 | 56       | A    | 40-90 | 0:10:02        | 398107.1706 | 51.0             | 83.5             | 73.9            | 68.9            |
| 303   | 1/22/2010 | 1:10:11 | 59.2     | A    | 40-90 | 0:10:04        | 831763.7711 | 51.0             | 83.5             | 73.9            | 68.9            |
| 304   | 1/22/2010 | 1:10:13 | 68.5     | A    | 40-90 | 0:10:06        | 7079457.844 | 51.0             | 83.5             | 73.9            | 68.9            |
| 305   | 1/22/2010 | 1:10:15 | 68.7     | A    | 40-90 | 0:10:08        | 7413102.413 | 51.0             | 83.5             | 73.9            | 68.9            |
| 306   | 1/22/2010 | 1:10:17 | 70.9     | A    | 40-90 | 0:10:10        | 12302687.71 | 51.0             | 83.5             | 73.9            | 68.9            |
| 307   | 1/22/2010 | 1:10:19 | 58.5     | A    | 40-90 | 0:10:12        | 707945.7844 | 51.0             | 83.5             | 73.9            | 68.9            |
| 308   | 1/22/2010 | 1:10:21 | 55.2     | A    | 40-90 | 0:10:14        | 331131.1215 | 51.0             | 83.5             | 73.9            | 68.9            |
| 309   | 1/22/2010 | 1:10:23 | 53.5     | A    | 40-90 | 0:10:16        | 223872.1139 | 51.0             | 83.5             | 73.9            | 68.9            |
| 310   | 1/22/2010 | 1:10:25 | 52.8     | A    | 40-90 | 0:10:18        | 190546.0718 | 51.0             | 83.5             | 73.9            | 68.9            |



Receiver 4- Night

| Point | Date      | Time    | Pressure | Unit | Scale | Acumulate Time | 10^(.1*A)   | L <sub>min</sub> | L <sub>max</sub> | L <sub>10</sub> | L <sub>eq</sub> |
|-------|-----------|---------|----------|------|-------|----------------|-------------|------------------|------------------|-----------------|-----------------|
| 311   | 1/22/2010 | 1:10:27 | 52.3     | A    | 40-90 | 0:10:20        | 169824.3652 | 51.0             | 83.5             | 73.9            | 68.9            |
| 312   | 1/22/2010 | 1:10:29 | 52.8     | A    | 40-90 | 0:10:22        | 190546.0718 | 51.0             | 83.5             | 73.9            | 68.9            |
| 313   | 1/22/2010 | 1:10:31 | 52.3     | A    | 40-90 | 0:10:24        | 169824.3652 | 51.0             | 83.5             | 73.9            | 68.9            |
| 314   | 1/22/2010 | 1:10:33 | 53.2     | A    | 40-90 | 0:10:26        | 208929.6131 | 51.0             | 83.5             | 73.9            | 68.9            |
| 315   | 1/22/2010 | 1:10:35 | 53.5     | A    | 40-90 | 0:10:28        | 223872.1139 | 51.0             | 83.5             | 73.9            | 68.9            |
| 316   | 1/22/2010 | 1:10:37 | 55.4     | A    | 40-90 | 0:10:30        | 346736.8505 | 51.0             | 83.5             | 73.9            | 68.9            |
| 317   | 1/22/2010 | 1:10:39 | 61.5     | A    | 40-90 | 0:10:32        | 1412537.545 | 51.0             | 83.5             | 73.9            | 68.9            |
| 318   | 1/22/2010 | 1:10:41 | 67.8     | A    | 40-90 | 0:10:34        | 6025595.861 | 51.0             | 83.5             | 73.9            | 68.9            |
| 319   | 1/22/2010 | 1:10:43 | 72       | A    | 40-90 | 0:10:36        | 15848931.92 | 51.0             | 83.5             | 73.9            | 68.9            |
| 320   | 1/22/2010 | 1:10:45 | 75       | A    | 40-90 | 0:10:38        | 31622776.6  | 51.0             | 83.5             | 73.9            | 68.9            |
| 321   | 1/22/2010 | 1:10:47 | 69.9     | A    | 40-90 | 0:10:40        | 9772372.21  | 51.0             | 83.5             | 73.9            | 68.9            |
| 322   | 1/22/2010 | 1:10:49 | 60       | A    | 40-90 | 0:10:42        | 1000000     | 51.0             | 83.5             | 73.9            | 68.9            |
| 323   | 1/22/2010 | 1:10:51 | 55.3     | A    | 40-90 | 0:10:44        | 338844.1561 | 51.0             | 83.5             | 73.9            | 68.9            |
| 324   | 1/22/2010 | 1:10:53 | 54.3     | A    | 40-90 | 0:10:46        | 269153.4804 | 51.0             | 83.5             | 73.9            | 68.9            |
| 325   | 1/22/2010 | 1:10:55 | 54.1     | A    | 40-90 | 0:10:48        | 257039.5783 | 51.0             | 83.5             | 73.9            | 68.9            |
| 326   | 1/22/2010 | 1:10:57 | 53.1     | A    | 40-90 | 0:10:50        | 204173.7945 | 51.0             | 83.5             | 73.9            | 68.9            |
| 327   | 1/22/2010 | 1:10:59 | 52.5     | A    | 40-90 | 0:10:52        | 177827.941  | 51.0             | 83.5             | 73.9            | 68.9            |
| 328   | 1/22/2010 | 1:11:01 | 52.4     | A    | 40-90 | 0:10:54        | 173780.0829 | 51.0             | 83.5             | 73.9            | 68.9            |
| 329   | 1/22/2010 | 1:11:03 | 52.6     | A    | 40-90 | 0:10:56        | 181970.0859 | 51.0             | 83.5             | 73.9            | 68.9            |
| 330   | 1/22/2010 | 1:11:05 | 53       | A    | 40-90 | 0:10:58        | 199526.2315 | 51.0             | 83.5             | 73.9            | 68.9            |
| 331   | 1/22/2010 | 1:11:07 | 54       | A    | 40-90 | 0:11:00        | 251188.6432 | 51.0             | 83.5             | 73.9            | 68.9            |
| 332   | 1/22/2010 | 1:11:09 | 56.5     | A    | 40-90 | 0:11:02        | 446683.5922 | 51.0             | 83.5             | 73.9            | 68.9            |
| 333   | 1/22/2010 | 1:11:11 | 60.2     | A    | 40-90 | 0:11:04        | 1047128.548 | 51.0             | 83.5             | 73.9            | 68.9            |
| 334   | 1/22/2010 | 1:11:13 | 75.2     | A    | 40-90 | 0:11:06        | 33113112.15 | 51.0             | 83.5             | 73.9            | 68.9            |
| 335   | 1/22/2010 | 1:11:15 | 76.1     | A    | 40-90 | 0:11:08        | 40738027.78 | 51.0             | 83.5             | 73.9            | 68.9            |
| 336   | 1/22/2010 | 1:11:17 | 73.6     | A    | 40-90 | 0:11:10        | 22908676.53 | 51.0             | 83.5             | 73.9            | 68.9            |
| 337   | 1/22/2010 | 1:11:19 | 67.2     | A    | 40-90 | 0:11:12        | 5248074.602 | 51.0             | 83.5             | 73.9            | 68.9            |
| 338   | 1/22/2010 | 1:11:21 | 61.3     | A    | 40-90 | 0:11:14        | 1348962.883 | 51.0             | 83.5             | 73.9            | 68.9            |
| 339   | 1/22/2010 | 1:11:23 | 58.1     | A    | 40-90 | 0:11:16        | 645654.229  | 51.0             | 83.5             | 73.9            | 68.9            |
| 340   | 1/22/2010 | 1:11:25 | 61.6     | A    | 40-90 | 0:11:18        | 1445439.771 | 51.0             | 83.5             | 73.9            | 68.9            |
| 341   | 1/22/2010 | 1:11:27 | 73       | A    | 40-90 | 0:11:20        | 19952623.15 | 51.0             | 83.5             | 73.9            | 68.9            |

Receiver 4- Night

| Point | Date      | Time    | Pressure | Unit | Scale | Acumulate Time | 10^(1*A)    | L <sub>min</sub> | L <sub>max</sub> | L <sub>10</sub> | L <sub>eq</sub> |
|-------|-----------|---------|----------|------|-------|----------------|-------------|------------------|------------------|-----------------|-----------------|
| 342   | 1/22/2010 | 1:11:29 | 65.4     | A    | 40-90 | 0:11:22        | 3467368.505 | 51.0             | 83.5             | 73.9            | 68.9            |
| 343   | 1/22/2010 | 1:11:31 | 60.8     | A    | 40-90 | 0:11:24        | 1202264.435 | 51.0             | 83.5             | 73.9            | 68.9            |
| 344   | 1/22/2010 | 1:11:33 | 59.8     | A    | 40-90 | 0:11:26        | 954992.586  | 51.0             | 83.5             | 73.9            | 68.9            |
| 345   | 1/22/2010 | 1:11:35 | 65.8     | A    | 40-90 | 0:11:28        | 3801893.963 | 51.0             | 83.5             | 73.9            | 68.9            |
| 346   | 1/22/2010 | 1:11:37 | 79.5     | A    | 40-90 | 0:11:30        | 89125093.81 | 51.0             | 83.5             | 73.9            | 68.9            |
| 347   | 1/22/2010 | 1:11:39 | 82.2     | A    | 40-90 | 0:11:32        | 165958690.7 | 51.0             | 83.5             | 73.9            | 68.9            |
| 348   | 1/22/2010 | 1:11:41 | 67.5     | A    | 40-90 | 0:11:34        | 5623413.252 | 51.0             | 83.5             | 73.9            | 68.9            |
| 349   | 1/22/2010 | 1:11:43 | 60.4     | A    | 40-90 | 0:11:36        | 1096478.196 | 51.0             | 83.5             | 73.9            | 68.9            |
| 350   | 1/22/2010 | 1:11:45 | 59.9     | A    | 40-90 | 0:11:38        | 977237.221  | 51.0             | 83.5             | 73.9            | 68.9            |
| 351   | 1/22/2010 | 1:11:47 | 74.3     | A    | 40-90 | 0:11:40        | 26915348.04 | 51.0             | 83.5             | 73.9            | 68.9            |
| 352   | 1/22/2010 | 1:11:49 | 78.1     | A    | 40-90 | 0:11:42        | 64565422.9  | 51.0             | 83.5             | 73.9            | 68.9            |
| 353   | 1/22/2010 | 1:11:51 | 80.3     | A    | 40-90 | 0:11:44        | 107151930.5 | 51.0             | 83.5             | 73.9            | 68.9            |
| 354   | 1/22/2010 | 1:11:53 | 76.4     | A    | 40-90 | 0:11:46        | 43651583.22 | 51.0             | 83.5             | 73.9            | 68.9            |
| 355   | 1/22/2010 | 1:11:55 | 72       | A    | 40-90 | 0:11:48        | 15848931.92 | 51.0             | 83.5             | 73.9            | 68.9            |
| 356   | 1/22/2010 | 1:11:57 | 62.2     | A    | 40-90 | 0:11:50        | 1659586.907 | 51.0             | 83.5             | 73.9            | 68.9            |
| 357   | 1/22/2010 | 1:11:59 | 58.2     | A    | 40-90 | 0:11:52        | 660693.448  | 51.0             | 83.5             | 73.9            | 68.9            |
| 358   | 1/22/2010 | 1:12:01 | 56.2     | A    | 40-90 | 0:11:54        | 416869.3835 | 51.0             | 83.5             | 73.9            | 68.9            |
| 359   | 1/22/2010 | 1:12:03 | 55.9     | A    | 40-90 | 0:11:56        | 389045.145  | 51.0             | 83.5             | 73.9            | 68.9            |
| 360   | 1/22/2010 | 1:12:05 | 60.5     | A    | 40-90 | 0:11:58        | 1122018.454 | 51.0             | 83.5             | 73.9            | 68.9            |
| 361   | 1/22/2010 | 1:12:07 | 71.6     | A    | 40-90 | 0:12:00        | 14454397.71 | 51.0             | 83.5             | 73.9            | 68.9            |
| 362   | 1/22/2010 | 1:12:09 | 68       | A    | 40-90 | 0:12:02        | 6309573.445 | 51.0             | 83.5             | 73.9            | 68.9            |
| 363   | 1/22/2010 | 1:12:11 | 78.1     | A    | 40-90 | 0:12:04        | 64565422.9  | 51.0             | 83.5             | 73.9            | 68.9            |
| 364   | 1/22/2010 | 1:12:13 | 70.3     | A    | 40-90 | 0:12:06        | 10715193.05 | 51.0             | 83.5             | 73.9            | 68.9            |
| 365   | 1/22/2010 | 1:12:15 | 60.6     | A    | 40-90 | 0:12:08        | 1148153.621 | 51.0             | 83.5             | 73.9            | 68.9            |
| 366   | 1/22/2010 | 1:12:17 | 62.8     | A    | 40-90 | 0:12:10        | 1905460.718 | 51.0             | 83.5             | 73.9            | 68.9            |
| 367   | 1/22/2010 | 1:12:19 | 77.5     | A    | 40-90 | 0:12:12        | 56234132.52 | 51.0             | 83.5             | 73.9            | 68.9            |
| 368   | 1/22/2010 | 1:12:21 | 72.7     | A    | 40-90 | 0:12:14        | 18620871.37 | 51.0             | 83.5             | 73.9            | 68.9            |
| 369   | 1/22/2010 | 1:12:23 | 70.8     | A    | 40-90 | 0:12:16        | 12022644.35 | 51.0             | 83.5             | 73.9            | 68.9            |
| 370   | 1/22/2010 | 1:12:25 | 66.3     | A    | 40-90 | 0:12:18        | 4265795.188 | 51.0             | 83.5             | 73.9            | 68.9            |
| 371   | 1/22/2010 | 1:12:27 | 60.6     | A    | 40-90 | 0:12:20        | 1148153.621 | 51.0             | 83.5             | 73.9            | 68.9            |
| 372   | 1/22/2010 | 1:12:29 | 55       | A    | 40-90 | 0:12:22        | 316227.766  | 51.0             | 83.5             | 73.9            | 68.9            |

Receiver 4- Night

| Point | Date      | Time    | Pressure | Unit | Scale | Acumulate Time | 10^(1*A)    | L <sub>min</sub> | L <sub>max</sub> | L <sub>10</sub> | L <sub>eq</sub> |
|-------|-----------|---------|----------|------|-------|----------------|-------------|------------------|------------------|-----------------|-----------------|
| 373   | 1/22/2010 | 1:12:31 | 53.6     | A    | 40-90 | 0:12:24        | 229086.7653 | 51.0             | 83.5             | 73.9            | 68.9            |
| 374   | 1/22/2010 | 1:12:33 | 53.2     | A    | 40-90 | 0:12:26        | 208929.6131 | 51.0             | 83.5             | 73.9            | 68.9            |
| 375   | 1/22/2010 | 1:12:35 | 52.7     | A    | 40-90 | 0:12:28        | 186208.7137 | 51.0             | 83.5             | 73.9            | 68.9            |
| 376   | 1/22/2010 | 1:12:37 | 52.7     | A    | 40-90 | 0:12:30        | 186208.7137 | 51.0             | 83.5             | 73.9            | 68.9            |
| 377   | 1/22/2010 | 1:12:39 | 52.6     | A    | 40-90 | 0:12:32        | 181970.0859 | 51.0             | 83.5             | 73.9            | 68.9            |
| 378   | 1/22/2010 | 1:12:41 | 52.3     | A    | 40-90 | 0:12:34        | 169824.3652 | 51.0             | 83.5             | 73.9            | 68.9            |
| 379   | 1/22/2010 | 1:12:43 | 53.1     | A    | 40-90 | 0:12:36        | 204173.7945 | 51.0             | 83.5             | 73.9            | 68.9            |
| 380   | 1/22/2010 | 1:12:45 | 54.6     | A    | 40-90 | 0:12:38        | 288403.1503 | 51.0             | 83.5             | 73.9            | 68.9            |
| 381   | 1/22/2010 | 1:12:47 | 57       | A    | 40-90 | 0:12:40        | 501187.2336 | 51.0             | 83.5             | 73.9            | 68.9            |
| 382   | 1/22/2010 | 1:12:49 | 62.3     | A    | 40-90 | 0:12:42        | 1698243.652 | 51.0             | 83.5             | 73.9            | 68.9            |
| 383   | 1/22/2010 | 1:12:51 | 68.2     | A    | 40-90 | 0:12:44        | 6606934.48  | 51.0             | 83.5             | 73.9            | 68.9            |
| 384   | 1/22/2010 | 1:12:53 | 62.8     | A    | 40-90 | 0:12:46        | 1905460.718 | 51.0             | 83.5             | 73.9            | 68.9            |
| 385   | 1/22/2010 | 1:12:55 | 68       | A    | 40-90 | 0:12:48        | 6309573.445 | 51.0             | 83.5             | 73.9            | 68.9            |
| 386   | 1/22/2010 | 1:12:57 | 76.2     | A    | 40-90 | 0:12:50        | 41686938.35 | 51.0             | 83.5             | 73.9            | 68.9            |
| 387   | 1/22/2010 | 1:12:59 | 70       | A    | 40-90 | 0:12:52        | 10000000    | 51.0             | 83.5             | 73.9            | 68.9            |
| 388   | 1/22/2010 | 1:13:01 | 73       | A    | 40-90 | 0:12:54        | 19952623.15 | 51.0             | 83.5             | 73.9            | 68.9            |
| 389   | 1/22/2010 | 1:13:03 | 65.4     | A    | 40-90 | 0:12:56        | 3467368.505 | 51.0             | 83.5             | 73.9            | 68.9            |
| 390   | 1/22/2010 | 1:13:05 | 57.3     | A    | 40-90 | 0:12:58        | 537031.7964 | 51.0             | 83.5             | 73.9            | 68.9            |
| 391   | 1/22/2010 | 1:13:07 | 55.3     | A    | 40-90 | 0:13:00        | 338844.1561 | 51.0             | 83.5             | 73.9            | 68.9            |
| 392   | 1/22/2010 | 1:13:09 | 53.5     | A    | 40-90 | 0:13:02        | 223872.1139 | 51.0             | 83.5             | 73.9            | 68.9            |
| 393   | 1/22/2010 | 1:13:11 | 53.6     | A    | 40-90 | 0:13:04        | 229086.7653 | 51.0             | 83.5             | 73.9            | 68.9            |
| 394   | 1/22/2010 | 1:13:13 | 53.6     | A    | 40-90 | 0:13:06        | 229086.7653 | 51.0             | 83.5             | 73.9            | 68.9            |
| 395   | 1/22/2010 | 1:13:15 | 55.3     | A    | 40-90 | 0:13:08        | 338844.1561 | 51.0             | 83.5             | 73.9            | 68.9            |
| 396   | 1/22/2010 | 1:13:17 | 59.5     | A    | 40-90 | 0:13:10        | 891250.9381 | 51.0             | 83.5             | 73.9            | 68.9            |
| 397   | 1/22/2010 | 1:13:19 | 64.6     | A    | 40-90 | 0:13:12        | 2884031.503 | 51.0             | 83.5             | 73.9            | 68.9            |
| 398   | 1/22/2010 | 1:13:21 | 71.1     | A    | 40-90 | 0:13:14        | 12882495.52 | 51.0             | 83.5             | 73.9            | 68.9            |
| 399   | 1/22/2010 | 1:13:23 | 78.3     | A    | 40-90 | 0:13:16        | 67608297.54 | 51.0             | 83.5             | 73.9            | 68.9            |
| 400   | 1/22/2010 | 1:13:25 | 73.4     | A    | 40-90 | 0:13:18        | 21877616.24 | 51.0             | 83.5             | 73.9            | 68.9            |
| 401   | 1/22/2010 | 1:13:27 | 77.2     | A    | 40-90 | 0:13:20        | 52480746.02 | 51.0             | 83.5             | 73.9            | 68.9            |
| 402   | 1/22/2010 | 1:13:29 | 63.2     | A    | 40-90 | 0:13:22        | 2089296.131 | 51.0             | 83.5             | 73.9            | 68.9            |
| 403   | 1/22/2010 | 1:13:31 | 61.7     | A    | 40-90 | 0:13:24        | 1479108.388 | 51.0             | 83.5             | 73.9            | 68.9            |

## Receiver 4- Night

| Point | Date      | Time    | Pressure | Unit | Scale | Acumulate Time | 10^(1*A)    | L <sub>min</sub> | L <sub>max</sub> | L <sub>10</sub> | L <sub>eq</sub> |
|-------|-----------|---------|----------|------|-------|----------------|-------------|------------------|------------------|-----------------|-----------------|
| 404   | 1/22/2010 | 1:13:33 | 77.2     | A    | 40-90 | 0:13:26        | 52480746.02 | 51.0             | 83.5             | 73.9            | 68.9            |
| 405   | 1/22/2010 | 1:13:35 | 76.8     | A    | 40-90 | 0:13:28        | 47863009.23 | 51.0             | 83.5             | 73.9            | 68.9            |
| 406   | 1/22/2010 | 1:13:37 | 71.1     | A    | 40-90 | 0:13:30        | 12882495.52 | 51.0             | 83.5             | 73.9            | 68.9            |
| 407   | 1/22/2010 | 1:13:39 | 61       | A    | 40-90 | 0:13:32        | 1258925.412 | 51.0             | 83.5             | 73.9            | 68.9            |
| 408   | 1/22/2010 | 1:13:41 | 56.7     | A    | 40-90 | 0:13:34        | 467735.1413 | 51.0             | 83.5             | 73.9            | 68.9            |
| 409   | 1/22/2010 | 1:13:43 | 56.9     | A    | 40-90 | 0:13:36        | 489778.8194 | 51.0             | 83.5             | 73.9            | 68.9            |
| 410   | 1/22/2010 | 1:13:45 | 62.4     | A    | 40-90 | 0:13:38        | 1737800.829 | 51.0             | 83.5             | 73.9            | 68.9            |
| 411   | 1/22/2010 | 1:13:47 | 68.9     | A    | 40-90 | 0:13:40        | 7762471.166 | 51.0             | 83.5             | 73.9            | 68.9            |
| 412   | 1/22/2010 | 1:13:49 | 62.4     | A    | 40-90 | 0:13:42        | 1737800.829 | 51.0             | 83.5             | 73.9            | 68.9            |
| 413   | 1/22/2010 | 1:13:51 | 71.7     | A    | 40-90 | 0:13:44        | 14791083.88 | 51.0             | 83.5             | 73.9            | 68.9            |
| 414   | 1/22/2010 | 1:13:53 | 64.6     | A    | 40-90 | 0:13:46        | 2884031.503 | 51.0             | 83.5             | 73.9            | 68.9            |
| 415   | 1/22/2010 | 1:13:55 | 57.7     | A    | 40-90 | 0:13:48        | 588843.6554 | 51.0             | 83.5             | 73.9            | 68.9            |
| 416   | 1/22/2010 | 1:13:57 | 56.8     | A    | 40-90 | 0:13:50        | 478630.0923 | 51.0             | 83.5             | 73.9            | 68.9            |
| 417   | 1/22/2010 | 1:13:59 | 64.3     | A    | 40-90 | 0:13:52        | 2691534.804 | 51.0             | 83.5             | 73.9            | 68.9            |
| 418   | 1/22/2010 | 1:14:01 | 74.2     | A    | 40-90 | 0:13:54        | 26302679.92 | 51.0             | 83.5             | 73.9            | 68.9            |
| 419   | 1/22/2010 | 1:14:03 | 71       | A    | 40-90 | 0:13:56        | 12589254.12 | 51.0             | 83.5             | 73.9            | 68.9            |
| 420   | 1/22/2010 | 1:14:05 | 65.2     | A    | 40-90 | 0:13:58        | 3311311.215 | 51.0             | 83.5             | 73.9            | 68.9            |
| 421   | 1/22/2010 | 1:14:07 | 60.6     | A    | 40-90 | 0:14:00        | 1148153.621 | 51.0             | 83.5             | 73.9            | 68.9            |
| 422   | 1/22/2010 | 1:14:09 | 56.6     | A    | 40-90 | 0:14:02        | 457088.1896 | 51.0             | 83.5             | 73.9            | 68.9            |
| 423   | 1/22/2010 | 1:14:11 | 54.9     | A    | 40-90 | 0:14:04        | 309029.5433 | 51.0             | 83.5             | 73.9            | 68.9            |
| 424   | 1/22/2010 | 1:14:13 | 54       | A    | 40-90 | 0:14:06        | 251188.6432 | 51.0             | 83.5             | 73.9            | 68.9            |
| 425   | 1/22/2010 | 1:14:15 | 53.1     | A    | 40-90 | 0:14:08        | 204173.7945 | 51.0             | 83.5             | 73.9            | 68.9            |
| 426   | 1/22/2010 | 1:14:17 | 53.1     | A    | 40-90 | 0:14:10        | 204173.7945 | 51.0             | 83.5             | 73.9            | 68.9            |
| 427   | 1/22/2010 | 1:14:19 | 53.2     | A    | 40-90 | 0:14:12        | 208929.6131 | 51.0             | 83.5             | 73.9            | 68.9            |
| 428   | 1/22/2010 | 1:14:21 | 53.2     | A    | 40-90 | 0:14:14        | 208929.6131 | 51.0             | 83.5             | 73.9            | 68.9            |
| 429   | 1/22/2010 | 1:14:23 | 54.8     | A    | 40-90 | 0:14:16        | 301995.172  | 51.0             | 83.5             | 73.9            | 68.9            |
| 430   | 1/22/2010 | 1:14:25 | 58.2     | A    | 40-90 | 0:14:18        | 660693.448  | 51.0             | 83.5             | 73.9            | 68.9            |
| 431   | 1/22/2010 | 1:14:27 | 61.6     | A    | 40-90 | 0:14:20        | 1445439.771 | 51.0             | 83.5             | 73.9            | 68.9            |
| 432   | 1/22/2010 | 1:14:29 | 81       | A    | 40-90 | 0:14:22        | 125892541.2 | 51.0             | 83.5             | 73.9            | 68.9            |
| 433   | 1/22/2010 | 1:14:31 | 72.9     | A    | 40-90 | 0:14:24        | 19498446    | 51.0             | 83.5             | 73.9            | 68.9            |
| 434   | 1/22/2010 | 1:14:33 | 81.7     | A    | 40-90 | 0:14:26        | 147910838.8 | 51.0             | 83.5             | 73.9            | 68.9            |

## Receiver 4- Night

| Point | Date      | Time    | Pressure | Unit | Scale | Acumulate Time | 10^(1*A)    | L <sub>min</sub> | L <sub>max</sub> | L <sub>10</sub> | L <sub>eq</sub> |
|-------|-----------|---------|----------|------|-------|----------------|-------------|------------------|------------------|-----------------|-----------------|
| 435   | 1/22/2010 | 1:14:35 | 73.9     | A    | 40-90 | 0:14:28        | 24547089.16 | 51.0             | 83.5             | 73.9            | 68.9            |
| 436   | 1/22/2010 | 1:14:37 | 73.8     | A    | 40-90 | 0:14:30        | 23988329.19 | 51.0             | 83.5             | 73.9            | 68.9            |
| 437   | 1/22/2010 | 1:14:39 | 61.1     | A    | 40-90 | 0:14:32        | 1288249.552 | 51.0             | 83.5             | 73.9            | 68.9            |
| 438   | 1/22/2010 | 1:14:41 | 58.7     | A    | 40-90 | 0:14:34        | 741310.2413 | 51.0             | 83.5             | 73.9            | 68.9            |
| 439   | 1/22/2010 | 1:14:43 | 56.4     | A    | 40-90 | 0:14:36        | 436515.8322 | 51.0             | 83.5             | 73.9            | 68.9            |
| 440   | 1/22/2010 | 1:14:45 | 58       | A    | 40-90 | 0:14:38        | 630957.3445 | 51.0             | 83.5             | 73.9            | 68.9            |
| 441   | 1/22/2010 | 1:14:47 | 61.6     | A    | 40-90 | 0:14:40        | 1445439.771 | 51.0             | 83.5             | 73.9            | 68.9            |
| 442   | 1/22/2010 | 1:14:49 | 70.4     | A    | 40-90 | 0:14:42        | 10964781.96 | 51.0             | 83.5             | 73.9            | 68.9            |
| 443   | 1/22/2010 | 1:14:51 | 67       | A    | 40-90 | 0:14:44        | 5011872.336 | 51.0             | 83.5             | 73.9            | 68.9            |
| 444   | 1/22/2010 | 1:14:53 | 65.9     | A    | 40-90 | 0:14:46        | 3890451.45  | 51.0             | 83.5             | 73.9            | 68.9            |
| 445   | 1/22/2010 | 1:14:55 | 70.5     | A    | 40-90 | 0:14:48        | 11220184.54 | 51.0             | 83.5             | 73.9            | 68.9            |
| 446   | 1/22/2010 | 1:14:57 | 70.8     | A    | 40-90 | 0:14:50        | 12022644.35 | 51.0             | 83.5             | 73.9            | 68.9            |
| 447   | 1/22/2010 | 1:14:59 | 64.2     | A    | 40-90 | 0:14:52        | 2630267.992 | 51.0             | 83.5             | 73.9            | 68.9            |
| 448   | 1/22/2010 | 1:15:01 | 58.6     | A    | 40-90 | 0:14:54        | 724435.9601 | 51.0             | 83.5             | 73.9            | 68.9            |
| 449   | 1/22/2010 | 1:15:03 | 56.3     | A    | 40-90 | 0:14:56        | 426579.5188 | 51.0             | 83.5             | 73.9            | 68.9            |
| 450   | 1/22/2010 | 1:15:05 | 54.9     | A    | 40-90 | 0:14:58        | 309029.5433 | 51.0             | 83.5             | 73.9            | 68.9            |
| 451   | 1/22/2010 | 1:15:07 | 54       | A    | 40-90 | 0:15:00        | 251188.6432 | 51.0             | 83.5             | 73.9            | 68.9            |
| 452   | 1/22/2010 | 1:15:09 | 52.9     | A    | 40-90 | 0:15:02        | 194984.46   | 51.0             | 83.5             | 73.9            | 68.9            |
| 453   | 1/22/2010 | 1:15:11 | 53.8     | A    | 40-90 | 0:15:04        | 239883.2919 | 51.0             | 83.5             | 73.9            | 68.9            |
| 454   | 1/22/2010 | 1:15:13 | 53       | A    | 40-90 | 0:15:06        | 199526.2315 | 51.0             | 83.5             | 73.9            | 68.9            |
| 455   | 1/22/2010 | 1:15:15 | 52.5     | A    | 40-90 | 0:15:08        | 177827.941  | 51.0             | 83.5             | 73.9            | 68.9            |
| 456   | 1/22/2010 | 1:15:17 | 52.4     | A    | 40-90 | 0:15:10        | 173780.0829 | 51.0             | 83.5             | 73.9            | 68.9            |
| 457   | 1/22/2010 | 1:15:19 | 52.1     | A    | 40-90 | 0:15:12        | 162181.0097 | 51.0             | 83.5             | 73.9            | 68.9            |
| 458   | 1/22/2010 | 1:15:21 | 52.5     | A    | 40-90 | 0:15:14        | 177827.941  | 51.0             | 83.5             | 73.9            | 68.9            |
| 459   | 1/22/2010 | 1:15:23 | 52.2     | A    | 40-90 | 0:15:16        | 165958.6907 | 51.0             | 83.5             | 73.9            | 68.9            |
| 460   | 1/22/2010 | 1:15:25 | 53.5     | A    | 40-90 | 0:15:18        | 223872.1139 | 51.0             | 83.5             | 73.9            | 68.9            |
| 461   | 1/22/2010 | 1:15:27 | 55.8     | A    | 40-90 | 0:15:20        | 380189.3963 | 51.0             | 83.5             | 73.9            | 68.9            |
| 462   | 1/22/2010 | 1:15:29 | 59.6     | A    | 40-90 | 0:15:22        | 912010.8394 | 51.0             | 83.5             | 73.9            | 68.9            |
| 463   | 1/22/2010 | 1:15:31 | 69.4     | A    | 40-90 | 0:15:24        | 8709635.9   | 51.0             | 83.5             | 73.9            | 68.9            |
| 464   | 1/22/2010 | 1:15:33 | 66.6     | A    | 40-90 | 0:15:26        | 4570881.896 | 51.0             | 83.5             | 73.9            | 68.9            |
| 465   | 1/22/2010 | 1:15:35 | 70.6     | A    | 40-90 | 0:15:28        | 11481536.21 | 51.0             | 83.5             | 73.9            | 68.9            |

Receiver 4- Night

| Point | Date      | Time    | Pressure | Unit | Scale | Acumulate Time | 10^(1*A)    | L <sub>min</sub> | L <sub>max</sub> | L <sub>10</sub> | L <sub>eq</sub> |
|-------|-----------|---------|----------|------|-------|----------------|-------------|------------------|------------------|-----------------|-----------------|
| 466   | 1/22/2010 | 1:15:37 | 66.1     | A    | 40-90 | 0:15:30        | 4073802.778 | 51.0             | 83.5             | 73.9            | 68.9            |
| 467   | 1/22/2010 | 1:15:39 | 71.1     | A    | 40-90 | 0:15:32        | 12882495.52 | 51.0             | 83.5             | 73.9            | 68.9            |
| 468   | 1/22/2010 | 1:15:41 | 77.6     | A    | 40-90 | 0:15:34        | 57543993.73 | 51.0             | 83.5             | 73.9            | 68.9            |
| 469   | 1/22/2010 | 1:15:43 | 64.7     | A    | 40-90 | 0:15:36        | 2951209.227 | 51.0             | 83.5             | 73.9            | 68.9            |
| 470   | 1/22/2010 | 1:15:45 | 64.8     | A    | 40-90 | 0:15:38        | 3019951.72  | 51.0             | 83.5             | 73.9            | 68.9            |
| 471   | 1/22/2010 | 1:15:47 | 71.6     | A    | 40-90 | 0:15:40        | 14454397.71 | 51.0             | 83.5             | 73.9            | 68.9            |
| 472   | 1/22/2010 | 1:15:49 | 63.5     | A    | 40-90 | 0:15:42        | 2238721.139 | 51.0             | 83.5             | 73.9            | 68.9            |
| 473   | 1/22/2010 | 1:15:51 | 68.6     | A    | 40-90 | 0:15:44        | 7244359.601 | 51.0             | 83.5             | 73.9            | 68.9            |
| 474   | 1/22/2010 | 1:15:53 | 75.7     | A    | 40-90 | 0:15:46        | 37153522.91 | 51.0             | 83.5             | 73.9            | 68.9            |
| 475   | 1/22/2010 | 1:15:55 | 65.5     | A    | 40-90 | 0:15:48        | 3548133.892 | 51.0             | 83.5             | 73.9            | 68.9            |
| 476   | 1/22/2010 | 1:15:57 | 60.7     | A    | 40-90 | 0:15:50        | 1174897.555 | 51.0             | 83.5             | 73.9            | 68.9            |
| 477   | 1/22/2010 | 1:15:59 | 78.6     | A    | 40-90 | 0:15:52        | 72443596.01 | 51.0             | 83.5             | 73.9            | 68.9            |
| 478   | 1/22/2010 | 1:16:01 | 70.9     | A    | 40-90 | 0:15:54        | 12302687.71 | 51.0             | 83.5             | 73.9            | 68.9            |
| 479   | 1/22/2010 | 1:16:03 | 60.3     | A    | 40-90 | 0:15:56        | 1071519.305 | 51.0             | 83.5             | 73.9            | 68.9            |
| 480   | 1/22/2010 | 1:16:05 | 56.7     | A    | 40-90 | 0:15:58        | 467735.1413 | 51.0             | 83.5             | 73.9            | 68.9            |
| 481   | 1/22/2010 | 1:16:07 | 55.3     | A    | 40-90 | 0:16:00        | 338844.1561 | 51.0             | 83.5             | 73.9            | 68.9            |
| 482   | 1/22/2010 | 1:16:09 | 54.4     | A    | 40-90 | 0:16:02        | 275422.8703 | 51.0             | 83.5             | 73.9            | 68.9            |
| 483   | 1/22/2010 | 1:16:11 | 53.3     | A    | 40-90 | 0:16:04        | 213796.209  | 51.0             | 83.5             | 73.9            | 68.9            |
| 484   | 1/22/2010 | 1:16:13 | 54.4     | A    | 40-90 | 0:16:06        | 275422.8703 | 51.0             | 83.5             | 73.9            | 68.9            |
| 485   | 1/22/2010 | 1:16:15 | 58       | A    | 40-90 | 0:16:08        | 630957.3445 | 51.0             | 83.5             | 73.9            | 68.9            |
| 486   | 1/22/2010 | 1:16:17 | 73.4     | A    | 40-90 | 0:16:10        | 21877616.24 | 51.0             | 83.5             | 73.9            | 68.9            |
| 487   | 1/22/2010 | 1:16:19 | 73.3     | A    | 40-90 | 0:16:12        | 21379620.9  | 51.0             | 83.5             | 73.9            | 68.9            |
| 488   | 1/22/2010 | 1:16:21 | 59.5     | A    | 40-90 | 0:16:14        | 891250.9381 | 51.0             | 83.5             | 73.9            | 68.9            |
| 489   | 1/22/2010 | 1:16:23 | 55.7     | A    | 40-90 | 0:16:16        | 371535.2291 | 51.0             | 83.5             | 73.9            | 68.9            |
| 490   | 1/22/2010 | 1:16:25 | 54.9     | A    | 40-90 | 0:16:18        | 309029.5433 | 51.0             | 83.5             | 73.9            | 68.9            |
| 491   | 1/22/2010 | 1:16:27 | 54.5     | A    | 40-90 | 0:16:20        | 281838.2931 | 51.0             | 83.5             | 73.9            | 68.9            |
| 492   | 1/22/2010 | 1:16:29 | 53.9     | A    | 40-90 | 0:16:22        | 245470.8916 | 51.0             | 83.5             | 73.9            | 68.9            |
| 493   | 1/22/2010 | 1:16:31 | 54.3     | A    | 40-90 | 0:16:24        | 269153.4804 | 51.0             | 83.5             | 73.9            | 68.9            |
| 494   | 1/22/2010 | 1:16:33 | 53.3     | A    | 40-90 | 0:16:26        | 213796.209  | 51.0             | 83.5             | 73.9            | 68.9            |
| 495   | 1/22/2010 | 1:16:35 | 52.7     | A    | 40-90 | 0:16:28        | 186208.7137 | 51.0             | 83.5             | 73.9            | 68.9            |
| 496   | 1/22/2010 | 1:16:37 | 52.7     | A    | 40-90 | 0:16:30        | 186208.7137 | 51.0             | 83.5             | 73.9            | 68.9            |

## Receiver 4- Night

| Point | Date      | Time    | Pressure | Unit | Scale | Acumulate Time | 10^(Lp-A)   | L <sub>min</sub> | L <sub>max</sub> | L <sub>10</sub> | L <sub>eq</sub> |
|-------|-----------|---------|----------|------|-------|----------------|-------------|------------------|------------------|-----------------|-----------------|
| 497   | 1/22/2010 | 1:16:39 | 52.5     | A    | 40-90 | 0:16:32        | 177827.941  | 51.0             | 83.5             | 73.9            | 68.9            |
| 498   | 1/22/2010 | 1:16:41 | 51.9     | A    | 40-90 | 0:16:34        | 154881.6619 | 51.0             | 83.5             | 73.9            | 68.9            |
| 499   | 1/22/2010 | 1:16:43 | 52       | A    | 40-90 | 0:16:36        | 158489.3192 | 51.0             | 83.5             | 73.9            | 68.9            |
| 500   | 1/22/2010 | 1:16:45 | 52.3     | A    | 40-90 | 0:16:38        | 169824.3652 | 51.0             | 83.5             | 73.9            | 68.9            |
| 501   | 1/22/2010 | 1:16:47 | 55.4     | A    | 40-90 | 0:16:40        | 346736.8505 | 51.0             | 83.5             | 73.9            | 68.9            |
| 502   | 1/22/2010 | 1:16:49 | 58.1     | A    | 40-90 | 0:16:42        | 645654.229  | 51.0             | 83.5             | 73.9            | 68.9            |
| 503   | 1/22/2010 | 1:16:51 | 72.2     | A    | 40-90 | 0:16:44        | 16595869.07 | 51.0             | 83.5             | 73.9            | 68.9            |
| 504   | 1/22/2010 | 1:16:53 | 71.8     | A    | 40-90 | 0:16:46        | 15135612.48 | 51.0             | 83.5             | 73.9            | 68.9            |
| 505   | 1/22/2010 | 1:16:55 | 66.6     | A    | 40-90 | 0:16:48        | 4570881.896 | 51.0             | 83.5             | 73.9            | 68.9            |
| 506   | 1/22/2010 | 1:16:57 | 76.3     | A    | 40-90 | 0:16:50        | 42657951.88 | 51.0             | 83.5             | 73.9            | 68.9            |
| 507   | 1/22/2010 | 1:16:59 | 72.5     | A    | 40-90 | 0:16:52        | 17782794.1  | 51.0             | 83.5             | 73.9            | 68.9            |
| 508   | 1/22/2010 | 1:17:01 | 64.5     | A    | 40-90 | 0:16:54        | 2818382.931 | 51.0             | 83.5             | 73.9            | 68.9            |
| 509   | 1/22/2010 | 1:17:03 | 56.7     | A    | 40-90 | 0:16:56        | 467735.1413 | 51.0             | 83.5             | 73.9            | 68.9            |
| 510   | 1/22/2010 | 1:17:05 | 59.8     | A    | 40-90 | 0:16:58        | 954992.586  | 51.0             | 83.5             | 73.9            | 68.9            |
| 511   | 1/22/2010 | 1:17:07 | 72.3     | A    | 40-90 | 0:17:00        | 16982436.52 | 51.0             | 83.5             | 73.9            | 68.9            |
| 512   | 1/22/2010 | 1:17:09 | 65.1     | A    | 40-90 | 0:17:02        | 3235936.569 | 51.0             | 83.5             | 73.9            | 68.9            |
| 513   | 1/22/2010 | 1:17:11 | 56.7     | A    | 40-90 | 0:17:04        | 467735.1413 | 51.0             | 83.5             | 73.9            | 68.9            |
| 514   | 1/22/2010 | 1:17:13 | 53.7     | A    | 40-90 | 0:17:06        | 234422.8815 | 51.0             | 83.5             | 73.9            | 68.9            |
| 515   | 1/22/2010 | 1:17:15 | 53       | A    | 40-90 | 0:17:08        | 199526.2315 | 51.0             | 83.5             | 73.9            | 68.9            |
| 516   | 1/22/2010 | 1:17:17 | 53.7     | A    | 40-90 | 0:17:10        | 234422.8815 | 51.0             | 83.5             | 73.9            | 68.9            |
| 517   | 1/22/2010 | 1:17:19 | 55.7     | A    | 40-90 | 0:17:12        | 371535.2291 | 51.0             | 83.5             | 73.9            | 68.9            |
| 518   | 1/22/2010 | 1:17:21 | 62.8     | A    | 40-90 | 0:17:14        | 1905460.718 | 51.0             | 83.5             | 73.9            | 68.9            |
| 519   | 1/22/2010 | 1:17:23 | 74.3     | A    | 40-90 | 0:17:16        | 26915348.04 | 51.0             | 83.5             | 73.9            | 68.9            |
| 520   | 1/22/2010 | 1:17:25 | 67.6     | A    | 40-90 | 0:17:18        | 5754399.373 | 51.0             | 83.5             | 73.9            | 68.9            |
| 521   | 1/22/2010 | 1:17:27 | 74       | A    | 40-90 | 0:17:20        | 25118864.32 | 51.0             | 83.5             | 73.9            | 68.9            |
| 522   | 1/22/2010 | 1:17:29 | 67.6     | A    | 40-90 | 0:17:22        | 5754399.373 | 51.0             | 83.5             | 73.9            | 68.9            |
| 523   | 1/22/2010 | 1:17:31 | 73.1     | A    | 40-90 | 0:17:24        | 20417379.45 | 51.0             | 83.5             | 73.9            | 68.9            |
| 524   | 1/22/2010 | 1:17:33 | 65       | A    | 40-90 | 0:17:26        | 3162277.66  | 51.0             | 83.5             | 73.9            | 68.9            |
| 525   | 1/22/2010 | 1:17:35 | 62.1     | A    | 40-90 | 0:17:28        | 1621810.097 | 51.0             | 83.5             | 73.9            | 68.9            |
| 526   | 1/22/2010 | 1:17:37 | 74.4     | A    | 40-90 | 0:17:30        | 27542287.03 | 51.0             | 83.5             | 73.9            | 68.9            |
| 527   | 1/22/2010 | 1:17:39 | 66.7     | A    | 40-90 | 0:17:32        | 4677351.413 | 51.0             | 83.5             | 73.9            | 68.9            |

## Receiver 4- Night

| Point | Date      | Time    | Pressure | Unit | Scale | Acumulate Time | 10 <sup>(.1*A)</sup> | L <sub>min</sub> | L <sub>max</sub> | L <sub>10</sub> | L <sub>eq</sub> |
|-------|-----------|---------|----------|------|-------|----------------|----------------------|------------------|------------------|-----------------|-----------------|
| 528   | 1/22/2010 | 1:17:41 | 60.9     | A    | 40-90 | 0:17:34        | 1230268.771          | 51.0             | 83.5             | 73.9            | 68.9            |
| 529   | 1/22/2010 | 1:17:43 | 55.8     | A    | 40-90 | 0:17:36        | 380189.3963          | 51.0             | 83.5             | 73.9            | 68.9            |
| 530   | 1/22/2010 | 1:17:45 | 55.2     | A    | 40-90 | 0:17:38        | 331131.1215          | 51.0             | 83.5             | 73.9            | 68.9            |
| 531   | 1/22/2010 | 1:17:47 | 54.8     | A    | 40-90 | 0:17:40        | 301995.172           | 51.0             | 83.5             | 73.9            | 68.9            |
| 532   | 1/22/2010 | 1:17:49 | 57.6     | A    | 40-90 | 0:17:42        | 575439.9373          | 51.0             | 83.5             | 73.9            | 68.9            |
| 533   | 1/22/2010 | 1:17:51 | 68.5     | A    | 40-90 | 0:17:44        | 7079457.844          | 51.0             | 83.5             | 73.9            | 68.9            |
| 534   | 1/22/2010 | 1:17:53 | 74.6     | A    | 40-90 | 0:17:46        | 28840315.03          | 51.0             | 83.5             | 73.9            | 68.9            |
| 535   | 1/22/2010 | 1:17:55 | 63.6     | A    | 40-90 | 0:17:48        | 2290867.653          | 51.0             | 83.5             | 73.9            | 68.9            |
| 536   | 1/22/2010 | 1:17:57 | 74.3     | A    | 40-90 | 0:17:50        | 26915348.04          | 51.0             | 83.5             | 73.9            | 68.9            |
| 537   | 1/22/2010 | 1:17:59 | 68.2     | A    | 40-90 | 0:17:52        | 6606934.48           | 51.0             | 83.5             | 73.9            | 68.9            |
| 538   | 1/22/2010 | 1:18:01 | 63.9     | A    | 40-90 | 0:17:54        | 2454708.916          | 51.0             | 83.5             | 73.9            | 68.9            |
| 539   | 1/22/2010 | 1:18:03 | 57.1     | A    | 40-90 | 0:17:56        | 512861.384           | 51.0             | 83.5             | 73.9            | 68.9            |
| 540   | 1/22/2010 | 1:18:05 | 55.5     | A    | 40-90 | 0:17:58        | 354813.3892          | 51.0             | 83.5             | 73.9            | 68.9            |
| 541   | 1/22/2010 | 1:18:07 | 54.8     | A    | 40-90 | 0:18:00        | 301995.172           | 51.0             | 83.5             | 73.9            | 68.9            |
| 542   | 1/22/2010 | 1:18:09 | 58.3     | A    | 40-90 | 0:18:02        | 676082.9754          | 51.0             | 83.5             | 73.9            | 68.9            |
| 543   | 1/22/2010 | 1:18:11 | 70.6     | A    | 40-90 | 0:18:04        | 11481536.21          | 51.0             | 83.5             | 73.9            | 68.9            |
| 544   | 1/22/2010 | 1:18:13 | 73.7     | A    | 40-90 | 0:18:06        | 23442288.15          | 51.0             | 83.5             | 73.9            | 68.9            |
| 545   | 1/22/2010 | 1:18:15 | 67.7     | A    | 40-90 | 0:18:08        | 5888436.554          | 51.0             | 83.5             | 73.9            | 68.9            |
| 546   | 1/22/2010 | 1:18:17 | 58.1     | A    | 40-90 | 0:18:10        | 645654.229           | 51.0             | 83.5             | 73.9            | 68.9            |
| 547   | 1/22/2010 | 1:18:19 | 55.4     | A    | 40-90 | 0:18:12        | 346736.8505          | 51.0             | 83.5             | 73.9            | 68.9            |
| 548   | 1/22/2010 | 1:18:21 | 53.6     | A    | 40-90 | 0:18:14        | 229086.7653          | 51.0             | 83.5             | 73.9            | 68.9            |
| 549   | 1/22/2010 | 1:18:23 | 52.8     | A    | 40-90 | 0:18:16        | 190546.0718          | 51.0             | 83.5             | 73.9            | 68.9            |
| 550   | 1/22/2010 | 1:18:25 | 52.3     | A    | 40-90 | 0:18:18        | 169824.3652          | 51.0             | 83.5             | 73.9            | 68.9            |
| 551   | 1/22/2010 | 1:18:27 | 52.1     | A    | 40-90 | 0:18:20        | 162181.0097          | 51.0             | 83.5             | 73.9            | 68.9            |
| 552   | 1/22/2010 | 1:18:29 | 52.2     | A    | 40-90 | 0:18:22        | 165958.6907          | 51.0             | 83.5             | 73.9            | 68.9            |
| 553   | 1/22/2010 | 1:18:31 | 52.1     | A    | 40-90 | 0:18:24        | 162181.0097          | 51.0             | 83.5             | 73.9            | 68.9            |
| 554   | 1/22/2010 | 1:18:33 | 52       | A    | 40-90 | 0:18:26        | 158489.3192          | 51.0             | 83.5             | 73.9            | 68.9            |
| 555   | 1/22/2010 | 1:18:35 | 53.2     | A    | 40-90 | 0:18:28        | 208929.6131          | 51.0             | 83.5             | 73.9            | 68.9            |
| 556   | 1/22/2010 | 1:18:37 | 53.3     | A    | 40-90 | 0:18:30        | 213796.209           | 51.0             | 83.5             | 73.9            | 68.9            |
| 557   | 1/22/2010 | 1:18:39 | 53.9     | A    | 40-90 | 0:18:32        | 245470.8916          | 51.0             | 83.5             | 73.9            | 68.9            |
| 558   | 1/22/2010 | 1:18:41 | 55.8     | A    | 40-90 | 0:18:34        | 380189.3963          | 51.0             | 83.5             | 73.9            | 68.9            |



Receiver 4- Night

| Point | Date      | Time    | Pressure | Unit | Scale | Acumulate Time | 10^(.1*A)   | L <sub>min</sub> | L <sub>max</sub> | L <sub>10</sub> | L <sub>eq</sub> |
|-------|-----------|---------|----------|------|-------|----------------|-------------|------------------|------------------|-----------------|-----------------|
| 559   | 1/22/2010 | 1:18:43 | 62.9     | A    | 40-90 | 0:18:36        | 1949844.6   | 51.0             | 83.5             | 73.9            | 68.9            |
| 560   | 1/22/2010 | 1:18:45 | 71.9     | A    | 40-90 | 0:18:38        | 15488166.19 | 51.0             | 83.5             | 73.9            | 68.9            |
| 561   | 1/22/2010 | 1:18:47 | 65.5     | A    | 40-90 | 0:18:40        | 3548133.892 | 51.0             | 83.5             | 73.9            | 68.9            |
| 562   | 1/22/2010 | 1:18:49 | 78.8     | A    | 40-90 | 0:18:42        | 75857757.5  | 51.0             | 83.5             | 73.9            | 68.9            |
| 563   | 1/22/2010 | 1:18:51 | 66.2     | A    | 40-90 | 0:18:44        | 4168693.835 | 51.0             | 83.5             | 73.9            | 68.9            |
| 564   | 1/22/2010 | 1:18:53 | 56.8     | A    | 40-90 | 0:18:46        | 478630.0923 | 51.0             | 83.5             | 73.9            | 68.9            |
| 565   | 1/22/2010 | 1:18:55 | 57.4     | A    | 40-90 | 0:18:48        | 549540.8739 | 51.0             | 83.5             | 73.9            | 68.9            |
| 566   | 1/22/2010 | 1:18:57 | 53.3     | A    | 40-90 | 0:18:50        | 213796.209  | 51.0             | 83.5             | 73.9            | 68.9            |
| 567   | 1/22/2010 | 1:18:59 | 53.2     | A    | 40-90 | 0:18:52        | 208929.6131 | 51.0             | 83.5             | 73.9            | 68.9            |
| 568   | 1/22/2010 | 1:19:01 | 53.9     | A    | 40-90 | 0:18:54        | 245470.8916 | 51.0             | 83.5             | 73.9            | 68.9            |
| 569   | 1/22/2010 | 1:19:03 | 56.6     | A    | 40-90 | 0:18:56        | 457088.1896 | 51.0             | 83.5             | 73.9            | 68.9            |
| 570   | 1/22/2010 | 1:19:05 | 64.2     | A    | 40-90 | 0:18:58        | 2630267.992 | 51.0             | 83.5             | 73.9            | 68.9            |
| 571   | 1/22/2010 | 1:19:07 | 75.9     | A    | 40-90 | 0:19:00        | 38904514.5  | 51.0             | 83.5             | 73.9            | 68.9            |
| 572   | 1/22/2010 | 1:19:09 | 66.8     | A    | 40-90 | 0:19:02        | 4786300.923 | 51.0             | 83.5             | 73.9            | 68.9            |
| 573   | 1/22/2010 | 1:19:11 | 60       | A    | 40-90 | 0:19:04        | 1000000     | 51.0             | 83.5             | 73.9            | 68.9            |
| 574   | 1/22/2010 | 1:19:13 | 55.9     | A    | 40-90 | 0:19:06        | 389045.145  | 51.0             | 83.5             | 73.9            | 68.9            |
| 575   | 1/22/2010 | 1:19:15 | 54.3     | A    | 40-90 | 0:19:08        | 269153.4804 | 51.0             | 83.5             | 73.9            | 68.9            |
| 576   | 1/22/2010 | 1:19:17 | 53.8     | A    | 40-90 | 0:19:10        | 239883.2919 | 51.0             | 83.5             | 73.9            | 68.9            |
| 577   | 1/22/2010 | 1:19:19 | 53.4     | A    | 40-90 | 0:19:12        | 218776.1624 | 51.0             | 83.5             | 73.9            | 68.9            |
| 578   | 1/22/2010 | 1:19:21 | 53.2     | A    | 40-90 | 0:19:14        | 208929.6131 | 51.0             | 83.5             | 73.9            | 68.9            |
| 579   | 1/22/2010 | 1:19:23 | 53.2     | A    | 40-90 | 0:19:16        | 208929.6131 | 51.0             | 83.5             | 73.9            | 68.9            |
| 580   | 1/22/2010 | 1:19:25 | 52.8     | A    | 40-90 | 0:19:18        | 190546.0718 | 51.0             | 83.5             | 73.9            | 68.9            |
| 581   | 1/22/2010 | 1:19:27 | 52.6     | A    | 40-90 | 0:19:20        | 181970.0859 | 51.0             | 83.5             | 73.9            | 68.9            |
| 582   | 1/22/2010 | 1:19:29 | 53.1     | A    | 40-90 | 0:19:22        | 204173.7945 | 51.0             | 83.5             | 73.9            | 68.9            |
| 583   | 1/22/2010 | 1:19:31 | 53.8     | A    | 40-90 | 0:19:24        | 239883.2919 | 51.0             | 83.5             | 73.9            | 68.9            |
| 584   | 1/22/2010 | 1:19:33 | 51.5     | A    | 40-90 | 0:19:26        | 141253.7545 | 51.0             | 83.5             | 73.9            | 68.9            |
| 585   | 1/22/2010 | 1:19:35 | 51       | A    | 40-90 | 0:19:28        | 125892.5412 | 51.0             | 83.5             | 73.9            | 68.9            |
| 586   | 1/22/2010 | 1:19:37 | 51.1     | A    | 40-90 | 0:19:30        | 128824.9552 | 51.0             | 83.5             | 73.9            | 68.9            |
| 587   | 1/22/2010 | 1:19:39 | 52       | A    | 40-90 | 0:19:32        | 158489.3192 | 51.0             | 83.5             | 73.9            | 68.9            |
| 588   | 1/22/2010 | 1:19:41 | 51.2     | A    | 40-90 | 0:19:34        | 131825.6739 | 51.0             | 83.5             | 73.9            | 68.9            |
| 589   | 1/22/2010 | 1:19:43 | 51.7     | A    | 40-90 | 0:19:36        | 147910.8388 | 51.0             | 83.5             | 73.9            | 68.9            |

## Receiver 4- Night

| Point | Date      | Time    | Pressure | Unit | Scale | Acumulate Time | 10 <sup>^(Lp*A)</sup> | L <sub>min</sub> | L <sub>max</sub> | L <sub>10</sub> | L <sub>eq</sub> |
|-------|-----------|---------|----------|------|-------|----------------|-----------------------|------------------|------------------|-----------------|-----------------|
| 590   | 1/22/2010 | 1:19:45 | 51.3     | A    | 40-90 | 0:19:38        | 134896.2883           | 51.0             | 83.5             | 73.9            | 68.9            |
| 591   | 1/22/2010 | 1:19:47 | 51       | A    | 40-90 | 0:19:40        | 125892.5412           | 51.0             | 83.5             | 73.9            | 68.9            |
| 592   | 1/22/2010 | 1:19:49 | 52.5     | A    | 40-90 | 0:19:42        | 177827.941            | 51.0             | 83.5             | 73.9            | 68.9            |
| 593   | 1/22/2010 | 1:19:51 | 51.4     | A    | 40-90 | 0:19:44        | 138038.4265           | 51.0             | 83.5             | 73.9            | 68.9            |
| 594   | 1/22/2010 | 1:19:53 | 51.1     | A    | 40-90 | 0:19:46        | 128824.9552           | 51.0             | 83.5             | 73.9            | 68.9            |
| 595   | 1/22/2010 | 1:19:55 | 51.5     | A    | 40-90 | 0:19:48        | 141253.7545           | 51.0             | 83.5             | 73.9            | 68.9            |
| 596   | 1/22/2010 | 1:19:57 | 51.9     | A    | 40-90 | 0:19:50        | 154881.6619           | 51.0             | 83.5             | 73.9            | 68.9            |
| 597   | 1/22/2010 | 1:19:59 | 51.3     | A    | 40-90 | 0:19:52        | 134896.2883           | 51.0             | 83.5             | 73.9            | 68.9            |
| 598   | 1/22/2010 | 1:20:01 | 51.5     | A    | 40-90 | 0:19:54        | 141253.7545           | 51.0             | 83.5             | 73.9            | 68.9            |
| 599   | 1/22/2010 | 1:20:03 | 52.7     | A    | 40-90 | 0:19:56        | 186208.7137           | 51.0             | 83.5             | 73.9            | 68.9            |
| 600   | 1/22/2010 | 1:20:05 | 53.4     | A    | 40-90 | 0:19:58        | 218776.1624           | 51.0             | 83.5             | 73.9            | 68.9            |
| 601   | 1/22/2010 | 1:20:07 | 56.1     | A    | 40-90 | 0:20:00        | 407380.2778           | 51.0             | 83.5             | 73.9            | 68.9            |
| 602   | 1/22/2010 | 1:20:09 | 61.4     | A    | 40-90 | 0:20:02        | 1380384.265           | 51.0             | 83.5             | 73.9            | 68.9            |
| 603   | 1/22/2010 | 1:20:11 | 78       | A    | 40-90 | 0:20:04        | 63095734.45           | 51.0             | 83.5             | 73.9            | 68.9            |
| 604   | 1/22/2010 | 1:20:13 | 72.1     | A    | 40-90 | 0:20:06        | 16218100.97           | 51.0             | 83.5             | 73.9            | 68.9            |
| 605   | 1/22/2010 | 1:20:15 | 61.9     | A    | 40-90 | 0:20:08        | 1548816.619           | 51.0             | 83.5             | 73.9            | 68.9            |
| 606   | 1/22/2010 | 1:20:17 | 56.4     | A    | 40-90 | 0:20:10        | 436515.8322           | 51.0             | 83.5             | 73.9            | 68.9            |
| 607   | 1/22/2010 | 1:20:19 | 53.9     | A    | 40-90 | 0:20:12        | 245470.8916           | 51.0             | 83.5             | 73.9            | 68.9            |
| 608   | 1/22/2010 | 1:20:21 | 52.5     | A    | 40-90 | 0:20:14        | 177827.941            | 51.0             | 83.5             | 73.9            | 68.9            |
| 609   | 1/22/2010 | 1:20:23 | 52.1     | A    | 40-90 | 0:20:16        | 162181.0097           | 51.0             | 83.5             | 73.9            | 68.9            |
| 610   | 1/22/2010 | 1:20:25 | 52.6     | A    | 40-90 | 0:20:18        | 181970.0859           | 51.0             | 83.5             | 73.9            | 68.9            |
| 611   | 1/22/2010 | 1:20:27 | 52.3     | A    | 40-90 | 0:20:20        | 169824.3652           | 51.0             | 83.5             | 73.9            | 68.9            |
| 612   | 1/22/2010 | 1:20:29 | 52.1     | A    | 40-90 | 0:20:22        | 162181.0097           | 51.0             | 83.5             | 73.9            | 68.9            |
| 613   | 1/22/2010 | 1:20:31 | 53.6     | A    | 40-90 | 0:20:24        | 229086.7653           | 51.0             | 83.5             | 73.9            | 68.9            |
| 614   | 1/22/2010 | 1:20:33 | 52.4     | A    | 40-90 | 0:20:26        | 173780.0829           | 51.0             | 83.5             | 73.9            | 68.9            |
| 615   | 1/22/2010 | 1:20:35 | 52.4     | A    | 40-90 | 0:20:28        | 173780.0829           | 51.0             | 83.5             | 73.9            | 68.9            |
| 616   | 1/22/2010 | 1:20:37 | 53.4     | A    | 40-90 | 0:20:30        | 218776.1624           | 51.0             | 83.5             | 73.9            | 68.9            |
| 617   | 1/22/2010 | 1:20:39 | 55.6     | A    | 40-90 | 0:20:32        | 363078.0548           | 51.0             | 83.5             | 73.9            | 68.9            |
| 618   | 1/22/2010 | 1:20:41 | 64.4     | A    | 40-90 | 0:20:34        | 2754228.703           | 51.0             | 83.5             | 73.9            | 68.9            |
| 619   | 1/22/2010 | 1:20:43 | 77.4     | A    | 40-90 | 0:20:36        | 54954087.39           | 51.0             | 83.5             | 73.9            | 68.9            |
| 620   | 1/22/2010 | 1:20:45 | 65.2     | A    | 40-90 | 0:20:38        | 3311311.215           | 51.0             | 83.5             | 73.9            | 68.9            |

## Receiver 4- Night

| Point | Date      | Time    | Pressure | Unit | Scale | Acumulate Time | 10^(1*A)    | L <sub>min</sub> | L <sub>max</sub> | L <sub>10</sub> | L <sub>eq</sub> |
|-------|-----------|---------|----------|------|-------|----------------|-------------|------------------|------------------|-----------------|-----------------|
| 621   | 1/22/2010 | 1:20:47 | 76       | A    | 40-90 | 0:20:40        | 39810717.06 | 51.0             | 83.5             | 73.9            | 68.9            |
| 622   | 1/22/2010 | 1:20:49 | 75.2     | A    | 40-90 | 0:20:42        | 33113112.15 | 51.0             | 83.5             | 73.9            | 68.9            |
| 623   | 1/22/2010 | 1:20:51 | 66.1     | A    | 40-90 | 0:20:44        | 4073802.778 | 51.0             | 83.5             | 73.9            | 68.9            |
| 624   | 1/22/2010 | 1:20:53 | 58       | A    | 40-90 | 0:20:46        | 630957.3445 | 51.0             | 83.5             | 73.9            | 68.9            |
| 625   | 1/22/2010 | 1:20:55 | 55       | A    | 40-90 | 0:20:48        | 316227.766  | 51.0             | 83.5             | 73.9            | 68.9            |
| 626   | 1/22/2010 | 1:20:57 | 53.5     | A    | 40-90 | 0:20:50        | 223872.1139 | 51.0             | 83.5             | 73.9            | 68.9            |
| 627   | 1/22/2010 | 1:20:59 | 52.2     | A    | 40-90 | 0:20:52        | 165958.6907 | 51.0             | 83.5             | 73.9            | 68.9            |
| 628   | 1/22/2010 | 1:21:01 | 52.8     | A    | 40-90 | 0:20:54        | 190546.0718 | 51.0             | 83.5             | 73.9            | 68.9            |
| 629   | 1/22/2010 | 1:21:03 | 54.9     | A    | 40-90 | 0:20:56        | 309029.5433 | 51.0             | 83.5             | 73.9            | 68.9            |
| 630   | 1/22/2010 | 1:21:05 | 61.3     | A    | 40-90 | 0:20:58        | 1348962.883 | 51.0             | 83.5             | 73.9            | 68.9            |
| 631   | 1/22/2010 | 1:21:07 | 73.1     | A    | 40-90 | 0:21:00        | 20417379.45 | 51.0             | 83.5             | 73.9            | 68.9            |
| 632   | 1/22/2010 | 1:21:09 | 71.3     | A    | 40-90 | 0:21:02        | 13489628.83 | 51.0             | 83.5             | 73.9            | 68.9            |
| 633   | 1/22/2010 | 1:21:11 | 71.1     | A    | 40-90 | 0:21:04        | 12882495.52 | 51.0             | 83.5             | 73.9            | 68.9            |
| 634   | 1/22/2010 | 1:21:13 | 63.7     | A    | 40-90 | 0:21:06        | 2344228.815 | 51.0             | 83.5             | 73.9            | 68.9            |
| 635   | 1/22/2010 | 1:21:15 | 57.2     | A    | 40-90 | 0:21:08        | 524807.4602 | 51.0             | 83.5             | 73.9            | 68.9            |
| 636   | 1/22/2010 | 1:21:17 | 56.2     | A    | 40-90 | 0:21:10        | 416869.3835 | 51.0             | 83.5             | 73.9            | 68.9            |
| 637   | 1/22/2010 | 1:21:19 | 57.7     | A    | 40-90 | 0:21:12        | 588843.6554 | 51.0             | 83.5             | 73.9            | 68.9            |
| 638   | 1/22/2010 | 1:21:21 | 70.3     | A    | 40-90 | 0:21:14        | 10715193.05 | 51.0             | 83.5             | 73.9            | 68.9            |
| 639   | 1/22/2010 | 1:21:23 | 71.7     | A    | 40-90 | 0:21:16        | 14791083.88 | 51.0             | 83.5             | 73.9            | 68.9            |
| 640   | 1/22/2010 | 1:21:25 | 59.8     | A    | 40-90 | 0:21:18        | 954992.586  | 51.0             | 83.5             | 73.9            | 68.9            |
| 641   | 1/22/2010 | 1:21:27 | 57.7     | A    | 40-90 | 0:21:20        | 588843.6554 | 51.0             | 83.5             | 73.9            | 68.9            |
| 642   | 1/22/2010 | 1:21:29 | 63.3     | A    | 40-90 | 0:21:22        | 2137962.09  | 51.0             | 83.5             | 73.9            | 68.9            |
| 643   | 1/22/2010 | 1:21:31 | 79.2     | A    | 40-90 | 0:21:24        | 83176377.11 | 51.0             | 83.5             | 73.9            | 68.9            |
| 644   | 1/22/2010 | 1:21:33 | 62.4     | A    | 40-90 | 0:21:26        | 1737800.829 | 51.0             | 83.5             | 73.9            | 68.9            |
| 645   | 1/22/2010 | 1:21:35 | 57.5     | A    | 40-90 | 0:21:28        | 562341.3252 | 51.0             | 83.5             | 73.9            | 68.9            |
| 646   | 1/22/2010 | 1:21:37 | 55.4     | A    | 40-90 | 0:21:30        | 346736.8505 | 51.0             | 83.5             | 73.9            | 68.9            |
| 647   | 1/22/2010 | 1:21:39 | 54.1     | A    | 40-90 | 0:21:32        | 257039.5783 | 51.0             | 83.5             | 73.9            | 68.9            |
| 648   | 1/22/2010 | 1:21:41 | 54       | A    | 40-90 | 0:21:34        | 251188.6432 | 51.0             | 83.5             | 73.9            | 68.9            |
| 649   | 1/22/2010 | 1:21:43 | 55.4     | A    | 40-90 | 0:21:36        | 346736.8505 | 51.0             | 83.5             | 73.9            | 68.9            |
| 650   | 1/22/2010 | 1:21:45 | 59.6     | A    | 40-90 | 0:21:38        | 912010.8394 | 51.0             | 83.5             | 73.9            | 68.9            |
| 651   | 1/22/2010 | 1:21:47 | 66.2     | A    | 40-90 | 0:21:40        | 4168693.835 | 51.0             | 83.5             | 73.9            | 68.9            |

Receiver 4- Night

| Point | Date      | Time    | Pressure | Unit | Scale | Acumulate Time | 10 <sup>^(1*A)</sup> | L <sub>min</sub> | L <sub>max</sub> | L <sub>10</sub> | L <sub>eq</sub> |
|-------|-----------|---------|----------|------|-------|----------------|----------------------|------------------|------------------|-----------------|-----------------|
| 652   | 1/22/2010 | 1:21:49 | 74.6     | A    | 40-90 | 0:21:42        | 28840315.03          | 51.0             | 83.5             | 73.9            | 68.9            |
| 653   | 1/22/2010 | 1:21:51 | 73.3     | A    | 40-90 | 0:21:44        | 21379620.9           | 51.0             | 83.5             | 73.9            | 68.9            |
| 654   | 1/22/2010 | 1:21:53 | 65       | A    | 40-90 | 0:21:46        | 3162277.66           | 51.0             | 83.5             | 73.9            | 68.9            |
| 655   | 1/22/2010 | 1:21:55 | 58.2     | A    | 40-90 | 0:21:48        | 660693.448           | 51.0             | 83.5             | 73.9            | 68.9            |
| 656   | 1/22/2010 | 1:21:57 | 55.8     | A    | 40-90 | 0:21:50        | 380189.3963          | 51.0             | 83.5             | 73.9            | 68.9            |
| 657   | 1/22/2010 | 1:21:59 | 57.1     | A    | 40-90 | 0:21:52        | 512861.384           | 51.0             | 83.5             | 73.9            | 68.9            |
| 658   | 1/22/2010 | 1:22:01 | 69.6     | A    | 40-90 | 0:21:54        | 9120108.394          | 51.0             | 83.5             | 73.9            | 68.9            |
| 659   | 1/22/2010 | 1:22:03 | 64.4     | A    | 40-90 | 0:21:56        | 2754228.703          | 51.0             | 83.5             | 73.9            | 68.9            |
| 660   | 1/22/2010 | 1:22:05 | 58.5     | A    | 40-90 | 0:21:58        | 707945.7844          | 51.0             | 83.5             | 73.9            | 68.9            |
| 661   | 1/22/2010 | 1:22:07 | 53.5     | A    | 40-90 | 0:22:00        | 223872.1139          | 51.0             | 83.5             | 73.9            | 68.9            |
| 662   | 1/22/2010 | 1:22:09 | 53.5     | A    | 40-90 | 0:22:02        | 223872.1139          | 51.0             | 83.5             | 73.9            | 68.9            |
| 663   | 1/22/2010 | 1:22:11 | 53.3     | A    | 40-90 | 0:22:04        | 213796.209           | 51.0             | 83.5             | 73.9            | 68.9            |
| 664   | 1/22/2010 | 1:22:13 | 52.4     | A    | 40-90 | 0:22:06        | 173780.0829          | 51.0             | 83.5             | 73.9            | 68.9            |
| 665   | 1/22/2010 | 1:22:15 | 53       | A    | 40-90 | 0:22:08        | 199526.2315          | 51.0             | 83.5             | 73.9            | 68.9            |
| 666   | 1/22/2010 | 1:22:17 | 55.5     | A    | 40-90 | 0:22:10        | 354813.3892          | 51.0             | 83.5             | 73.9            | 68.9            |
| 667   | 1/22/2010 | 1:22:19 | 63.7     | A    | 40-90 | 0:22:12        | 2344228.815          | 51.0             | 83.5             | 73.9            | 68.9            |
| 668   | 1/22/2010 | 1:22:21 | 74.5     | A    | 40-90 | 0:22:14        | 28183829.31          | 51.0             | 83.5             | 73.9            | 68.9            |
| 669   | 1/22/2010 | 1:22:23 | 67.4     | A    | 40-90 | 0:22:16        | 5495408.739          | 51.0             | 83.5             | 73.9            | 68.9            |
| 670   | 1/22/2010 | 1:22:25 | 58.3     | A    | 40-90 | 0:22:18        | 676082.9754          | 51.0             | 83.5             | 73.9            | 68.9            |
| 671   | 1/22/2010 | 1:22:27 | 56.5     | A    | 40-90 | 0:22:20        | 446683.5922          | 51.0             | 83.5             | 73.9            | 68.9            |
| 672   | 1/22/2010 | 1:22:29 | 56.5     | A    | 40-90 | 0:22:22        | 446683.5922          | 51.0             | 83.5             | 73.9            | 68.9            |
| 673   | 1/22/2010 | 1:22:31 | 62.8     | A    | 40-90 | 0:22:24        | 1905460.718          | 51.0             | 83.5             | 73.9            | 68.9            |
| 674   | 1/22/2010 | 1:22:33 | 75.3     | A    | 40-90 | 0:22:26        | 33884415.61          | 51.0             | 83.5             | 73.9            | 68.9            |
| 675   | 1/22/2010 | 1:22:35 | 68.6     | A    | 40-90 | 0:22:28        | 7244359.601          | 51.0             | 83.5             | 73.9            | 68.9            |
| 676   | 1/22/2010 | 1:22:37 | 63.5     | A    | 40-90 | 0:22:30        | 2238721.139          | 51.0             | 83.5             | 73.9            | 68.9            |
| 677   | 1/22/2010 | 1:22:39 | 57.2     | A    | 40-90 | 0:22:32        | 524807.4602          | 51.0             | 83.5             | 73.9            | 68.9            |
| 678   | 1/22/2010 | 1:22:41 | 56.4     | A    | 40-90 | 0:22:34        | 436515.8322          | 51.0             | 83.5             | 73.9            | 68.9            |
| 679   | 1/22/2010 | 1:22:43 | 55.4     | A    | 40-90 | 0:22:36        | 346736.8505          | 51.0             | 83.5             | 73.9            | 68.9            |
| 680   | 1/22/2010 | 1:22:45 | 55       | A    | 40-90 | 0:22:38        | 316227.766           | 51.0             | 83.5             | 73.9            | 68.9            |
| 681   | 1/22/2010 | 1:22:47 | 53.2     | A    | 40-90 | 0:22:40        | 208929.6131          | 51.0             | 83.5             | 73.9            | 68.9            |
| 682   | 1/22/2010 | 1:22:49 | 53.3     | A    | 40-90 | 0:22:42        | 213796.209           | 51.0             | 83.5             | 73.9            | 68.9            |

## Receiver 4- Night

| Point | Date      | Time    | Pressure | Unit | Scale | Acumulate Time | 10^(1*A)    | L <sub>min</sub> | L <sub>max</sub> | L <sub>10</sub> | L <sub>eq</sub> |
|-------|-----------|---------|----------|------|-------|----------------|-------------|------------------|------------------|-----------------|-----------------|
| 683   | 1/22/2010 | 1:22:51 | 56.6     | A    | 40-90 | 0:22:44        | 457088.1896 | 51.0             | 83.5             | 73.9            | 68.9            |
| 684   | 1/22/2010 | 1:22:53 | 65.2     | A    | 40-90 | 0:22:46        | 3311311.215 | 51.0             | 83.5             | 73.9            | 68.9            |
| 685   | 1/22/2010 | 1:22:55 | 78.5     | A    | 40-90 | 0:22:48        | 70794578.44 | 51.0             | 83.5             | 73.9            | 68.9            |
| 686   | 1/22/2010 | 1:22:57 | 61.7     | A    | 40-90 | 0:22:50        | 1479108.388 | 51.0             | 83.5             | 73.9            | 68.9            |
| 687   | 1/22/2010 | 1:22:59 | 56.3     | A    | 40-90 | 0:22:52        | 426579.5188 | 51.0             | 83.5             | 73.9            | 68.9            |
| 688   | 1/22/2010 | 1:23:01 | 54       | A    | 40-90 | 0:22:54        | 251188.6432 | 51.0             | 83.5             | 73.9            | 68.9            |
| 689   | 1/22/2010 | 1:23:03 | 53       | A    | 40-90 | 0:22:56        | 199526.2315 | 51.0             | 83.5             | 73.9            | 68.9            |
| 690   | 1/22/2010 | 1:23:05 | 53.6     | A    | 40-90 | 0:22:58        | 229086.7653 | 51.0             | 83.5             | 73.9            | 68.9            |
| 691   | 1/22/2010 | 1:23:07 | 54.1     | A    | 40-90 | 0:23:00        | 257039.5783 | 51.0             | 83.5             | 73.9            | 68.9            |
| 692   | 1/22/2010 | 1:23:09 | 53.9     | A    | 40-90 | 0:23:02        | 245470.8916 | 51.0             | 83.5             | 73.9            | 68.9            |
| 693   | 1/22/2010 | 1:23:11 | 53.6     | A    | 40-90 | 0:23:04        | 229086.7653 | 51.0             | 83.5             | 73.9            | 68.9            |
| 694   | 1/22/2010 | 1:23:13 | 53.1     | A    | 40-90 | 0:23:06        | 204173.7945 | 51.0             | 83.5             | 73.9            | 68.9            |
| 695   | 1/22/2010 | 1:23:15 | 53.1     | A    | 40-90 | 0:23:08        | 204173.7945 | 51.0             | 83.5             | 73.9            | 68.9            |
| 696   | 1/22/2010 | 1:23:17 | 53.2     | A    | 40-90 | 0:23:10        | 208929.6131 | 51.0             | 83.5             | 73.9            | 68.9            |
| 697   | 1/22/2010 | 1:23:19 | 53.4     | A    | 40-90 | 0:23:12        | 218776.1624 | 51.0             | 83.5             | 73.9            | 68.9            |
| 698   | 1/22/2010 | 1:23:21 | 54.4     | A    | 40-90 | 0:23:14        | 275422.8703 | 51.0             | 83.5             | 73.9            | 68.9            |
| 699   | 1/22/2010 | 1:23:23 | 55.9     | A    | 40-90 | 0:23:16        | 389045.145  | 51.0             | 83.5             | 73.9            | 68.9            |
| 700   | 1/22/2010 | 1:23:25 | 60.7     | A    | 40-90 | 0:23:18        | 1174897.555 | 51.0             | 83.5             | 73.9            | 68.9            |
| 701   | 1/22/2010 | 1:23:27 | 77       | A    | 40-90 | 0:23:20        | 50118723.36 | 51.0             | 83.5             | 73.9            | 68.9            |
| 702   | 1/22/2010 | 1:23:29 | 72.1     | A    | 40-90 | 0:23:22        | 16218100.97 | 51.0             | 83.5             | 73.9            | 68.9            |
| 703   | 1/22/2010 | 1:23:31 | 63.9     | A    | 40-90 | 0:23:24        | 2454708.916 | 51.0             | 83.5             | 73.9            | 68.9            |
| 704   | 1/22/2010 | 1:23:33 | 55.6     | A    | 40-90 | 0:23:26        | 363078.0548 | 51.0             | 83.5             | 73.9            | 68.9            |
| 705   | 1/22/2010 | 1:23:35 | 53.8     | A    | 40-90 | 0:23:28        | 239883.2919 | 51.0             | 83.5             | 73.9            | 68.9            |
| 706   | 1/22/2010 | 1:23:37 | 52.9     | A    | 40-90 | 0:23:30        | 194984.46   | 51.0             | 83.5             | 73.9            | 68.9            |
| 707   | 1/22/2010 | 1:23:39 | 51.8     | A    | 40-90 | 0:23:32        | 151356.1248 | 51.0             | 83.5             | 73.9            | 68.9            |
| 708   | 1/22/2010 | 1:23:41 | 51.4     | A    | 40-90 | 0:23:34        | 138038.4265 | 51.0             | 83.5             | 73.9            | 68.9            |
| 709   | 1/22/2010 | 1:23:43 | 51.8     | A    | 40-90 | 0:23:36        | 151356.1248 | 51.0             | 83.5             | 73.9            | 68.9            |
| 710   | 1/22/2010 | 1:23:45 | 54.1     | A    | 40-90 | 0:23:38        | 257039.5783 | 51.0             | 83.5             | 73.9            | 68.9            |
| 711   | 1/22/2010 | 1:23:47 | 52.2     | A    | 40-90 | 0:23:40        | 165958.6907 | 51.0             | 83.5             | 73.9            | 68.9            |
| 712   | 1/22/2010 | 1:23:49 | 52.7     | A    | 40-90 | 0:23:42        | 186208.7137 | 51.0             | 83.5             | 73.9            | 68.9            |
| 713   | 1/22/2010 | 1:23:51 | 56.6     | A    | 40-90 | 0:23:44        | 457088.1896 | 51.0             | 83.5             | 73.9            | 68.9            |

## Receiver 4- Night

| Point | Date      | Time    | Pressure | Unit | Scale | Acumulate Time | 10^(1*A)    | L <sub>min</sub> | L <sub>max</sub> | L <sub>10</sub> | L <sub>eq</sub> |
|-------|-----------|---------|----------|------|-------|----------------|-------------|------------------|------------------|-----------------|-----------------|
| 714   | 1/22/2010 | 1:23:53 | 66.1     | A    | 40-90 | 0:23:46        | 4073802.778 | 51.0             | 83.5             | 73.9            | 68.9            |
| 715   | 1/22/2010 | 1:23:55 | 74.7     | A    | 40-90 | 0:23:48        | 29512092.27 | 51.0             | 83.5             | 73.9            | 68.9            |
| 716   | 1/22/2010 | 1:23:57 | 62.6     | A    | 40-90 | 0:23:50        | 1819700.859 | 51.0             | 83.5             | 73.9            | 68.9            |
| 717   | 1/22/2010 | 1:23:59 | 56       | A    | 40-90 | 0:23:52        | 398107.1706 | 51.0             | 83.5             | 73.9            | 68.9            |
| 718   | 1/22/2010 | 1:24:01 | 54.7     | A    | 40-90 | 0:23:54        | 295120.9227 | 51.0             | 83.5             | 73.9            | 68.9            |
| 719   | 1/22/2010 | 1:24:03 | 53.7     | A    | 40-90 | 0:23:56        | 234422.8815 | 51.0             | 83.5             | 73.9            | 68.9            |
| 720   | 1/22/2010 | 1:24:05 | 54.3     | A    | 40-90 | 0:23:58        | 269153.4804 | 51.0             | 83.5             | 73.9            | 68.9            |
| 721   | 1/22/2010 | 1:24:07 | 59.4     | A    | 40-90 | 0:24:00        | 870963.59   | 51.0             | 83.5             | 73.9            | 68.9            |
| 722   | 1/22/2010 | 1:24:09 | 64.7     | A    | 40-90 | 0:24:02        | 2951209.227 | 51.0             | 83.5             | 73.9            | 68.9            |
| 723   | 1/22/2010 | 1:24:11 | 69.7     | A    | 40-90 | 0:24:04        | 9332543.008 | 51.0             | 83.5             | 73.9            | 68.9            |
| 724   | 1/22/2010 | 1:24:13 | 78.6     | A    | 40-90 | 0:24:06        | 72443596.01 | 51.0             | 83.5             | 73.9            | 68.9            |
| 725   | 1/22/2010 | 1:24:15 | 60.9     | A    | 40-90 | 0:24:08        | 1230268.771 | 51.0             | 83.5             | 73.9            | 68.9            |
| 726   | 1/22/2010 | 1:24:17 | 56       | A    | 40-90 | 0:24:10        | 398107.1706 | 51.0             | 83.5             | 73.9            | 68.9            |
| 727   | 1/22/2010 | 1:24:19 | 54.1     | A    | 40-90 | 0:24:12        | 257039.5783 | 51.0             | 83.5             | 73.9            | 68.9            |
| 728   | 1/22/2010 | 1:24:21 | 54       | A    | 40-90 | 0:24:14        | 251188.6432 | 51.0             | 83.5             | 73.9            | 68.9            |
| 729   | 1/22/2010 | 1:24:23 | 54.3     | A    | 40-90 | 0:24:16        | 269153.4804 | 51.0             | 83.5             | 73.9            | 68.9            |
| 730   | 1/22/2010 | 1:24:25 | 55.1     | A    | 40-90 | 0:24:18        | 323593.6569 | 51.0             | 83.5             | 73.9            | 68.9            |
| 731   | 1/22/2010 | 1:24:27 | 71       | A    | 40-90 | 0:24:20        | 12589254.12 | 51.0             | 83.5             | 73.9            | 68.9            |
| 732   | 1/22/2010 | 1:24:29 | 71.6     | A    | 40-90 | 0:24:22        | 14454397.71 | 51.0             | 83.5             | 73.9            | 68.9            |
| 733   | 1/22/2010 | 1:24:31 | 60.4     | A    | 40-90 | 0:24:24        | 1096478.196 | 51.0             | 83.5             | 73.9            | 68.9            |
| 734   | 1/22/2010 | 1:24:33 | 55.6     | A    | 40-90 | 0:24:26        | 363078.0548 | 51.0             | 83.5             | 73.9            | 68.9            |
| 735   | 1/22/2010 | 1:24:35 | 54       | A    | 40-90 | 0:24:28        | 251188.6432 | 51.0             | 83.5             | 73.9            | 68.9            |
| 736   | 1/22/2010 | 1:24:37 | 52.4     | A    | 40-90 | 0:24:30        | 173780.0829 | 51.0             | 83.5             | 73.9            | 68.9            |
| 737   | 1/22/2010 | 1:24:39 | 52.1     | A    | 40-90 | 0:24:32        | 162181.0097 | 51.0             | 83.5             | 73.9            | 68.9            |
| 738   | 1/22/2010 | 1:24:41 | 52.9     | A    | 40-90 | 0:24:34        | 194984.46   | 51.0             | 83.5             | 73.9            | 68.9            |
| 739   | 1/22/2010 | 1:24:43 | 55.3     | A    | 40-90 | 0:24:36        | 338844.1561 | 51.0             | 83.5             | 73.9            | 68.9            |
| 740   | 1/22/2010 | 1:24:45 | 71       | A    | 40-90 | 0:24:38        | 12589254.12 | 51.0             | 83.5             | 73.9            | 68.9            |
| 741   | 1/22/2010 | 1:24:47 | 73.9     | A    | 40-90 | 0:24:40        | 24547089.16 | 51.0             | 83.5             | 73.9            | 68.9            |
| 742   | 1/22/2010 | 1:24:49 | 61.1     | A    | 40-90 | 0:24:42        | 1288249.552 | 51.0             | 83.5             | 73.9            | 68.9            |
| 743   | 1/22/2010 | 1:24:51 | 60.7     | A    | 40-90 | 0:24:44        | 1174897.555 | 51.0             | 83.5             | 73.9            | 68.9            |
| 744   | 1/22/2010 | 1:24:53 | 71.2     | A    | 40-90 | 0:24:46        | 13182567.39 | 51.0             | 83.5             | 73.9            | 68.9            |

## Receiver 4- Night

| Point | Date      | Time    | Pressure | Unit | Scale | Acumulate Time | 10^(1*A)    | L <sub>min</sub> | L <sub>max</sub> | L <sub>10</sub> | L <sub>eq</sub> |
|-------|-----------|---------|----------|------|-------|----------------|-------------|------------------|------------------|-----------------|-----------------|
| 745   | 1/22/2010 | 1:24:55 | 69.7     | A    | 40-90 | 0:24:48        | 9332543.008 | 51.0             | 83.5             | 73.9            | 68.9            |
| 746   | 1/22/2010 | 1:24:57 | 60.4     | A    | 40-90 | 0:24:50        | 1096478.196 | 51.0             | 83.5             | 73.9            | 68.9            |
| 747   | 1/22/2010 | 1:24:59 | 54.4     | A    | 40-90 | 0:24:52        | 275422.8703 | 51.0             | 83.5             | 73.9            | 68.9            |
| 748   | 1/22/2010 | 1:25:01 | 54.4     | A    | 40-90 | 0:24:54        | 275422.8703 | 51.0             | 83.5             | 73.9            | 68.9            |
| 749   | 1/22/2010 | 1:25:03 | 60.2     | A    | 40-90 | 0:24:56        | 1047128.548 | 51.0             | 83.5             | 73.9            | 68.9            |
| 750   | 1/22/2010 | 1:25:05 | 75.1     | A    | 40-90 | 0:24:58        | 32359365.69 | 51.0             | 83.5             | 73.9            | 68.9            |
| 751   | 1/22/2010 | 1:25:07 | 68.3     | A    | 40-90 | 0:25:00        | 6760829.754 | 51.0             | 83.5             | 73.9            | 68.9            |
| 752   | 1/22/2010 | 1:25:09 | 59.5     | A    | 40-90 | 0:25:02        | 891250.9381 | 51.0             | 83.5             | 73.9            | 68.9            |
| 753   | 1/22/2010 | 1:25:11 | 56       | A    | 40-90 | 0:25:04        | 398107.1706 | 51.0             | 83.5             | 73.9            | 68.9            |
| 754   | 1/22/2010 | 1:25:13 | 53.9     | A    | 40-90 | 0:25:06        | 245470.8916 | 51.0             | 83.5             | 73.9            | 68.9            |
| 755   | 1/22/2010 | 1:25:15 | 53.3     | A    | 40-90 | 0:25:08        | 213796.209  | 51.0             | 83.5             | 73.9            | 68.9            |
| 756   | 1/22/2010 | 1:25:17 | 52.5     | A    | 40-90 | 0:25:10        | 177827.941  | 51.0             | 83.5             | 73.9            | 68.9            |
| 757   | 1/22/2010 | 1:25:19 | 52.4     | A    | 40-90 | 0:25:12        | 173780.0829 | 51.0             | 83.5             | 73.9            | 68.9            |
| 758   | 1/22/2010 | 1:25:21 | 51.6     | A    | 40-90 | 0:25:14        | 144543.9771 | 51.0             | 83.5             | 73.9            | 68.9            |
| 759   | 1/22/2010 | 1:25:23 | 51.9     | A    | 40-90 | 0:25:16        | 154881.6619 | 51.0             | 83.5             | 73.9            | 68.9            |
| 760   | 1/22/2010 | 1:25:25 | 52.1     | A    | 40-90 | 0:25:18        | 162181.0097 | 51.0             | 83.5             | 73.9            | 68.9            |
| 761   | 1/22/2010 | 1:25:27 | 52.5     | A    | 40-90 | 0:25:20        | 177827.941  | 51.0             | 83.5             | 73.9            | 68.9            |
| 762   | 1/22/2010 | 1:25:29 | 53.5     | A    | 40-90 | 0:25:22        | 223872.1139 | 51.0             | 83.5             | 73.9            | 68.9            |
| 763   | 1/22/2010 | 1:25:31 | 55.8     | A    | 40-90 | 0:25:24        | 380189.3963 | 51.0             | 83.5             | 73.9            | 68.9            |
| 764   | 1/22/2010 | 1:25:33 | 57.6     | A    | 40-90 | 0:25:26        | 575439.9373 | 51.0             | 83.5             | 73.9            | 68.9            |
| 765   | 1/22/2010 | 1:25:35 | 65.9     | A    | 40-90 | 0:25:28        | 3890451.45  | 51.0             | 83.5             | 73.9            | 68.9            |
| 766   | 1/22/2010 | 1:25:37 | 60.4     | A    | 40-90 | 0:25:30        | 1096478.196 | 51.0             | 83.5             | 73.9            | 68.9            |
| 767   | 1/22/2010 | 1:25:39 | 58.4     | A    | 40-90 | 0:25:32        | 691830.9709 | 51.0             | 83.5             | 73.9            | 68.9            |
| 768   | 1/22/2010 | 1:25:41 | 55.2     | A    | 40-90 | 0:25:34        | 331131.1215 | 51.0             | 83.5             | 73.9            | 68.9            |
| 769   | 1/22/2010 | 1:25:43 | 57.5     | A    | 40-90 | 0:25:36        | 562341.3252 | 51.0             | 83.5             | 73.9            | 68.9            |
| 770   | 1/22/2010 | 1:25:45 | 59.6     | A    | 40-90 | 0:25:38        | 912010.8394 | 51.0             | 83.5             | 73.9            | 68.9            |
| 771   | 1/22/2010 | 1:25:47 | 57.7     | A    | 40-90 | 0:25:40        | 588843.6554 | 51.0             | 83.5             | 73.9            | 68.9            |
| 772   | 1/22/2010 | 1:25:49 | 66.4     | A    | 40-90 | 0:25:42        | 4365158.322 | 51.0             | 83.5             | 73.9            | 68.9            |
| 773   | 1/22/2010 | 1:25:51 | 62.8     | A    | 40-90 | 0:25:44        | 1905460.718 | 51.0             | 83.5             | 73.9            | 68.9            |
| 774   | 1/22/2010 | 1:25:53 | 67.9     | A    | 40-90 | 0:25:46        | 6165950.019 | 51.0             | 83.5             | 73.9            | 68.9            |
| 775   | 1/22/2010 | 1:25:55 | 68.4     | A    | 40-90 | 0:25:48        | 6918309.709 | 51.0             | 83.5             | 73.9            | 68.9            |

## Receiver 4- Night

| Point | Date      | Time    | Pressure | Unit | Scale | Acumulate Time | 10 <sup>^(1*A)</sup> | L <sub>min</sub> | L <sub>max</sub> | L <sub>10</sub> | L <sub>eq</sub> |
|-------|-----------|---------|----------|------|-------|----------------|----------------------|------------------|------------------|-----------------|-----------------|
| 776   | 1/22/2010 | 1:25:57 | 79.2     | A    | 40-90 | 0:25:50        | 83176377.11          | 51.0             | 83.5             | 73.9            | 68.9            |
| 777   | 1/22/2010 | 1:25:59 | 68.9     | A    | 40-90 | 0:25:52        | 7762471.166          | 51.0             | 83.5             | 73.9            | 68.9            |
| 778   | 1/22/2010 | 1:26:01 | 61.1     | A    | 40-90 | 0:25:54        | 1288249.552          | 51.0             | 83.5             | 73.9            | 68.9            |
| 779   | 1/22/2010 | 1:26:03 | 69.9     | A    | 40-90 | 0:25:56        | 9772372.21           | 51.0             | 83.5             | 73.9            | 68.9            |
| 780   | 1/22/2010 | 1:26:05 | 71.5     | A    | 40-90 | 0:25:58        | 14125375.45          | 51.0             | 83.5             | 73.9            | 68.9            |
| 781   | 1/22/2010 | 1:26:07 | 62.3     | A    | 40-90 | 0:26:00        | 1698243.652          | 51.0             | 83.5             | 73.9            | 68.9            |
| 782   | 1/22/2010 | 1:26:09 | 58.4     | A    | 40-90 | 0:26:02        | 691830.9709          | 51.0             | 83.5             | 73.9            | 68.9            |
| 783   | 1/22/2010 | 1:26:11 | 55.8     | A    | 40-90 | 0:26:04        | 380189.3963          | 51.0             | 83.5             | 73.9            | 68.9            |
| 784   | 1/22/2010 | 1:26:13 | 62.6     | A    | 40-90 | 0:26:06        | 1819700.859          | 51.0             | 83.5             | 73.9            | 68.9            |
| 785   | 1/22/2010 | 1:26:15 | 80.2     | A    | 40-90 | 0:26:08        | 104712854.8          | 51.0             | 83.5             | 73.9            | 68.9            |
| 786   | 1/22/2010 | 1:26:17 | 64.6     | A    | 40-90 | 0:26:10        | 2884031.503          | 51.0             | 83.5             | 73.9            | 68.9            |
| 787   | 1/22/2010 | 1:26:19 | 57.7     | A    | 40-90 | 0:26:12        | 588843.6554          | 51.0             | 83.5             | 73.9            | 68.9            |
| 788   | 1/22/2010 | 1:26:21 | 55.2     | A    | 40-90 | 0:26:14        | 331131.1215          | 51.0             | 83.5             | 73.9            | 68.9            |
| 789   | 1/22/2010 | 1:26:23 | 53.3     | A    | 40-90 | 0:26:16        | 213796.209           | 51.0             | 83.5             | 73.9            | 68.9            |
| 790   | 1/22/2010 | 1:26:25 | 53.8     | A    | 40-90 | 0:26:18        | 239883.2919          | 51.0             | 83.5             | 73.9            | 68.9            |
| 791   | 1/22/2010 | 1:26:27 | 57.9     | A    | 40-90 | 0:26:20        | 616595.0019          | 51.0             | 83.5             | 73.9            | 68.9            |
| 792   | 1/22/2010 | 1:26:29 | 69       | A    | 40-90 | 0:26:22        | 7943282.347          | 51.0             | 83.5             | 73.9            | 68.9            |
| 793   | 1/22/2010 | 1:26:31 | 75.9     | A    | 40-90 | 0:26:24        | 38904514.5           | 51.0             | 83.5             | 73.9            | 68.9            |
| 794   | 1/22/2010 | 1:26:33 | 74.9     | A    | 40-90 | 0:26:26        | 30902954.33          | 51.0             | 83.5             | 73.9            | 68.9            |
| 795   | 1/22/2010 | 1:26:35 | 75.1     | A    | 40-90 | 0:26:28        | 32359365.69          | 51.0             | 83.5             | 73.9            | 68.9            |
| 796   | 1/22/2010 | 1:26:37 | 69.8     | A    | 40-90 | 0:26:30        | 9549925.86           | 51.0             | 83.5             | 73.9            | 68.9            |
| 797   | 1/22/2010 | 1:26:39 | 69.4     | A    | 40-90 | 0:26:32        | 8709635.9            | 51.0             | 83.5             | 73.9            | 68.9            |
| 798   | 1/22/2010 | 1:26:41 | 62.7     | A    | 40-90 | 0:26:34        | 1862087.137          | 51.0             | 83.5             | 73.9            | 68.9            |
| 799   | 1/22/2010 | 1:26:43 | 60.3     | A    | 40-90 | 0:26:36        | 1071519.305          | 51.0             | 83.5             | 73.9            | 68.9            |
| 800   | 1/22/2010 | 1:26:45 | 68.7     | A    | 40-90 | 0:26:38        | 7413102.413          | 51.0             | 83.5             | 73.9            | 68.9            |
| 801   | 1/22/2010 | 1:26:47 | 75.8     | A    | 40-90 | 0:26:40        | 38018939.63          | 51.0             | 83.5             | 73.9            | 68.9            |
| 802   | 1/22/2010 | 1:26:49 | 60.6     | A    | 40-90 | 0:26:42        | 1148153.621          | 51.0             | 83.5             | 73.9            | 68.9            |
| 803   | 1/22/2010 | 1:26:51 | 56.5     | A    | 40-90 | 0:26:44        | 446683.5922          | 51.0             | 83.5             | 73.9            | 68.9            |
| 804   | 1/22/2010 | 1:26:53 | 61.4     | A    | 40-90 | 0:26:46        | 1380384.265          | 51.0             | 83.5             | 73.9            | 68.9            |
| 805   | 1/22/2010 | 1:26:55 | 69.9     | A    | 40-90 | 0:26:48        | 9772372.21           | 51.0             | 83.5             | 73.9            | 68.9            |
| 806   | 1/22/2010 | 1:26:57 | 59.6     | A    | 40-90 | 0:26:50        | 912010.8394          | 51.0             | 83.5             | 73.9            | 68.9            |



## Receiver 4- Night

| Point | Date      | Time    | Pressure | Unit | Scale | Acumulate Time | 10^(1*A)    | L <sub>min</sub> | L <sub>max</sub> | L <sub>10</sub> | L <sub>eq</sub> |
|-------|-----------|---------|----------|------|-------|----------------|-------------|------------------|------------------|-----------------|-----------------|
| 807   | 1/22/2010 | 1:26:59 | 54.1     | A    | 40-90 | 0:26:52        | 257039.5783 | 51.0             | 83.5             | 73.9            | 68.9            |
| 808   | 1/22/2010 | 1:27:01 | 53       | A    | 40-90 | 0:26:54        | 199526.2315 | 51.0             | 83.5             | 73.9            | 68.9            |
| 809   | 1/22/2010 | 1:27:03 | 55.9     | A    | 40-90 | 0:26:56        | 389045.145  | 51.0             | 83.5             | 73.9            | 68.9            |
| 810   | 1/22/2010 | 1:27:05 | 66.5     | A    | 40-90 | 0:26:58        | 4466835.922 | 51.0             | 83.5             | 73.9            | 68.9            |
| 811   | 1/22/2010 | 1:27:07 | 64.9     | A    | 40-90 | 0:27:00        | 3090295.433 | 51.0             | 83.5             | 73.9            | 68.9            |
| 812   | 1/22/2010 | 1:27:09 | 56.9     | A    | 40-90 | 0:27:02        | 489778.8194 | 51.0             | 83.5             | 73.9            | 68.9            |
| 813   | 1/22/2010 | 1:27:11 | 53.4     | A    | 40-90 | 0:27:04        | 218776.1624 | 51.0             | 83.5             | 73.9            | 68.9            |
| 814   | 1/22/2010 | 1:27:13 | 55       | A    | 40-90 | 0:27:06        | 316227.766  | 51.0             | 83.5             | 73.9            | 68.9            |
| 815   | 1/22/2010 | 1:27:15 | 61.8     | A    | 40-90 | 0:27:08        | 1513561.248 | 51.0             | 83.5             | 73.9            | 68.9            |
| 816   | 1/22/2010 | 1:27:17 | 69.6     | A    | 40-90 | 0:27:10        | 9120108.394 | 51.0             | 83.5             | 73.9            | 68.9            |
| 817   | 1/22/2010 | 1:27:19 | 68.4     | A    | 40-90 | 0:27:12        | 6918309.709 | 51.0             | 83.5             | 73.9            | 68.9            |
| 818   | 1/22/2010 | 1:27:21 | 59.7     | A    | 40-90 | 0:27:14        | 933254.3008 | 51.0             | 83.5             | 73.9            | 68.9            |
| 819   | 1/22/2010 | 1:27:23 | 56.1     | A    | 40-90 | 0:27:16        | 407380.2778 | 51.0             | 83.5             | 73.9            | 68.9            |
| 820   | 1/22/2010 | 1:27:25 | 56.1     | A    | 40-90 | 0:27:18        | 407380.2778 | 51.0             | 83.5             | 73.9            | 68.9            |
| 821   | 1/22/2010 | 1:27:27 | 57.1     | A    | 40-90 | 0:27:20        | 512861.384  | 51.0             | 83.5             | 73.9            | 68.9            |
| 822   | 1/22/2010 | 1:27:29 | 61.4     | A    | 40-90 | 0:27:22        | 1380384.265 | 51.0             | 83.5             | 73.9            | 68.9            |
| 823   | 1/22/2010 | 1:27:31 | 83.5     | A    | 40-90 | 0:27:24        | 223872113.9 | 51.0             | 83.5             | 73.9            | 68.9            |
| 824   | 1/22/2010 | 1:27:33 | 65.3     | A    | 40-90 | 0:27:26        | 3388441.561 | 51.0             | 83.5             | 73.9            | 68.9            |
| 825   | 1/22/2010 | 1:27:35 | 58       | A    | 40-90 | 0:27:28        | 630957.3445 | 51.0             | 83.5             | 73.9            | 68.9            |
| 826   | 1/22/2010 | 1:27:37 | 55.4     | A    | 40-90 | 0:27:30        | 346736.8505 | 51.0             | 83.5             | 73.9            | 68.9            |
| 827   | 1/22/2010 | 1:27:39 | 53.3     | A    | 40-90 | 0:27:32        | 213796.209  | 51.0             | 83.5             | 73.9            | 68.9            |
| 828   | 1/22/2010 | 1:27:41 | 53       | A    | 40-90 | 0:27:34        | 199526.2315 | 51.0             | 83.5             | 73.9            | 68.9            |
| 829   | 1/22/2010 | 1:27:43 | 52.8     | A    | 40-90 | 0:27:36        | 190546.0718 | 51.0             | 83.5             | 73.9            | 68.9            |
| 830   | 1/22/2010 | 1:27:45 | 52.5     | A    | 40-90 | 0:27:38        | 177827.941  | 51.0             | 83.5             | 73.9            | 68.9            |
| 831   | 1/22/2010 | 1:27:47 | 52.3     | A    | 40-90 | 0:27:40        | 169824.3652 | 51.0             | 83.5             | 73.9            | 68.9            |
| 832   | 1/22/2010 | 1:27:49 | 52.8     | A    | 40-90 | 0:27:42        | 190546.0718 | 51.0             | 83.5             | 73.9            | 68.9            |
| 833   | 1/22/2010 | 1:27:51 | 55.8     | A    | 40-90 | 0:27:44        | 380189.3963 | 51.0             | 83.5             | 73.9            | 68.9            |
| 834   | 1/22/2010 | 1:27:53 | 59.4     | A    | 40-90 | 0:27:46        | 870963.59   | 51.0             | 83.5             | 73.9            | 68.9            |
| 835   | 1/22/2010 | 1:27:55 | 74.4     | A    | 40-90 | 0:27:48        | 27542287.03 | 51.0             | 83.5             | 73.9            | 68.9            |
| 836   | 1/22/2010 | 1:27:57 | 66.6     | A    | 40-90 | 0:27:50        | 4570881.896 | 51.0             | 83.5             | 73.9            | 68.9            |
| 837   | 1/22/2010 | 1:27:59 | 58       | A    | 40-90 | 0:27:52        | 630957.3445 | 51.0             | 83.5             | 73.9            | 68.9            |

## Receiver 4- Night

| Point | Date      | Time    | Pressure | Unit | Scale | Acumulate Time | 10^(1*A)    | L <sub>min</sub> | L <sub>max</sub> | L <sub>10</sub> | L <sub>eq</sub> |
|-------|-----------|---------|----------|------|-------|----------------|-------------|------------------|------------------|-----------------|-----------------|
| 838   | 1/22/2010 | 1:28:01 | 54.1     | A    | 40-90 | 0:27:54        | 257039.5783 | 51.0             | 83.5             | 73.9            | 68.9            |
| 839   | 1/22/2010 | 1:28:03 | 55.1     | A    | 40-90 | 0:27:56        | 323593.6569 | 51.0             | 83.5             | 73.9            | 68.9            |
| 840   | 1/22/2010 | 1:28:05 | 58.5     | A    | 40-90 | 0:27:58        | 707945.7844 | 51.0             | 83.5             | 73.9            | 68.9            |
| 841   | 1/22/2010 | 1:28:07 | 65       | A    | 40-90 | 0:28:00        | 3162277.66  | 51.0             | 83.5             | 73.9            | 68.9            |
| 842   | 1/22/2010 | 1:28:09 | 70.1     | A    | 40-90 | 0:28:02        | 10232929.92 | 51.0             | 83.5             | 73.9            | 68.9            |
| 843   | 1/22/2010 | 1:28:11 | 65.3     | A    | 40-90 | 0:28:04        | 3388441.561 | 51.0             | 83.5             | 73.9            | 68.9            |
| 844   | 1/22/2010 | 1:28:13 | 56.7     | A    | 40-90 | 0:28:06        | 467735.1413 | 51.0             | 83.5             | 73.9            | 68.9            |
| 845   | 1/22/2010 | 1:28:15 | 53.3     | A    | 40-90 | 0:28:08        | 213796.209  | 51.0             | 83.5             | 73.9            | 68.9            |
| 846   | 1/22/2010 | 1:28:17 | 52.9     | A    | 40-90 | 0:28:10        | 194984.46   | 51.0             | 83.5             | 73.9            | 68.9            |
| 847   | 1/22/2010 | 1:28:19 | 52.5     | A    | 40-90 | 0:28:12        | 177827.941  | 51.0             | 83.5             | 73.9            | 68.9            |
| 848   | 1/22/2010 | 1:28:21 | 53.8     | A    | 40-90 | 0:28:14        | 239883.2919 | 51.0             | 83.5             | 73.9            | 68.9            |
| 849   | 1/22/2010 | 1:28:23 | 57.3     | A    | 40-90 | 0:28:16        | 537031.7964 | 51.0             | 83.5             | 73.9            | 68.9            |
| 850   | 1/22/2010 | 1:28:25 | 66.3     | A    | 40-90 | 0:28:18        | 4265795.188 | 51.0             | 83.5             | 73.9            | 68.9            |
| 851   | 1/22/2010 | 1:28:27 | 69.5     | A    | 40-90 | 0:28:20        | 8912509.381 | 51.0             | 83.5             | 73.9            | 68.9            |
| 852   | 1/22/2010 | 1:28:29 | 62.5     | A    | 40-90 | 0:28:22        | 1778279.41  | 51.0             | 83.5             | 73.9            | 68.9            |
| 853   | 1/22/2010 | 1:28:31 | 57       | A    | 40-90 | 0:28:24        | 501187.2336 | 51.0             | 83.5             | 73.9            | 68.9            |
| 854   | 1/22/2010 | 1:28:33 | 57.5     | A    | 40-90 | 0:28:26        | 562341.3252 | 51.0             | 83.5             | 73.9            | 68.9            |
| 855   | 1/22/2010 | 1:28:35 | 75.5     | A    | 40-90 | 0:28:28        | 35481338.92 | 51.0             | 83.5             | 73.9            | 68.9            |
| 856   | 1/22/2010 | 1:28:37 | 62.8     | A    | 40-90 | 0:28:30        | 1905460.718 | 51.0             | 83.5             | 73.9            | 68.9            |
| 857   | 1/22/2010 | 1:28:39 | 56.6     | A    | 40-90 | 0:28:32        | 457088.1896 | 51.0             | 83.5             | 73.9            | 68.9            |
| 858   | 1/22/2010 | 1:28:41 | 63       | A    | 40-90 | 0:28:34        | 1995262.315 | 51.0             | 83.5             | 73.9            | 68.9            |
| 859   | 1/22/2010 | 1:28:43 | 75.3     | A    | 40-90 | 0:28:36        | 33884415.61 | 51.0             | 83.5             | 73.9            | 68.9            |
| 860   | 1/22/2010 | 1:28:45 | 66.7     | A    | 40-90 | 0:28:38        | 4677351.413 | 51.0             | 83.5             | 73.9            | 68.9            |
| 861   | 1/22/2010 | 1:28:47 | 66.7     | A    | 40-90 | 0:28:40        | 4677351.413 | 51.0             | 83.5             | 73.9            | 68.9            |
| 862   | 1/22/2010 | 1:28:49 | 59.7     | A    | 40-90 | 0:28:42        | 933254.3008 | 51.0             | 83.5             | 73.9            | 68.9            |
| 863   | 1/22/2010 | 1:28:51 | 56.2     | A    | 40-90 | 0:28:44        | 416869.3835 | 51.0             | 83.5             | 73.9            | 68.9            |
| 864   | 1/22/2010 | 1:28:53 | 57.4     | A    | 40-90 | 0:28:46        | 549540.8739 | 51.0             | 83.5             | 73.9            | 68.9            |
| 865   | 1/22/2010 | 1:28:55 | 59.6     | A    | 40-90 | 0:28:48        | 912010.8394 | 51.0             | 83.5             | 73.9            | 68.9            |
| 866   | 1/22/2010 | 1:28:57 | 67.4     | A    | 40-90 | 0:28:50        | 5495408.739 | 51.0             | 83.5             | 73.9            | 68.9            |
| 867   | 1/22/2010 | 1:28:59 | 62.6     | A    | 40-90 | 0:28:52        | 1819700.859 | 51.0             | 83.5             | 73.9            | 68.9            |
| 868   | 1/22/2010 | 1:29:01 | 58.2     | A    | 40-90 | 0:28:54        | 660693.448  | 51.0             | 83.5             | 73.9            | 68.9            |

Receiver 4- Night

| Point | Date      | Time    | Pressure | Unit | Scale | Acumulate Time | 10^(1*A)    | L <sub>min</sub> | L <sub>max</sub> | L <sub>10</sub> | L <sub>eq</sub> |
|-------|-----------|---------|----------|------|-------|----------------|-------------|------------------|------------------|-----------------|-----------------|
| 869   | 1/22/2010 | 1:29:03 | 54.6     | A    | 40-90 | 0:28:56        | 288403.1503 | 51.0             | 83.5             | 73.9            | 68.9            |
| 870   | 1/22/2010 | 1:29:05 | 53.5     | A    | 40-90 | 0:28:58        | 223872.1139 | 51.0             | 83.5             | 73.9            | 68.9            |
| 871   | 1/22/2010 | 1:29:07 | 56.1     | A    | 40-90 | 0:29:00        | 407380.2778 | 51.0             | 83.5             | 73.9            | 68.9            |
| 872   | 1/22/2010 | 1:29:09 | 67.1     | A    | 40-90 | 0:29:02        | 5128613.84  | 51.0             | 83.5             | 73.9            | 68.9            |
| 873   | 1/22/2010 | 1:29:11 | 75.7     | A    | 40-90 | 0:29:04        | 37153522.91 | 51.0             | 83.5             | 73.9            | 68.9            |
| 874   | 1/22/2010 | 1:29:13 | 62.6     | A    | 40-90 | 0:29:06        | 1819700.859 | 51.0             | 83.5             | 73.9            | 68.9            |
| 875   | 1/22/2010 | 1:29:15 | 62.3     | A    | 40-90 | 0:29:08        | 1698243.652 | 51.0             | 83.5             | 73.9            | 68.9            |
| 876   | 1/22/2010 | 1:29:17 | 70.5     | A    | 40-90 | 0:29:10        | 11220184.54 | 51.0             | 83.5             | 73.9            | 68.9            |
| 877   | 1/22/2010 | 1:29:19 | 65.9     | A    | 40-90 | 0:29:12        | 3890451.45  | 51.0             | 83.5             | 73.9            | 68.9            |
| 878   | 1/22/2010 | 1:29:21 | 59.3     | A    | 40-90 | 0:29:14        | 851138.0382 | 51.0             | 83.5             | 73.9            | 68.9            |
| 879   | 1/22/2010 | 1:29:23 | 54.7     | A    | 40-90 | 0:29:16        | 295120.9227 | 51.0             | 83.5             | 73.9            | 68.9            |
| 880   | 1/22/2010 | 1:29:25 | 54.8     | A    | 40-90 | 0:29:18        | 301995.172  | 51.0             | 83.5             | 73.9            | 68.9            |
| 881   | 1/22/2010 | 1:29:27 | 57       | A    | 40-90 | 0:29:20        | 501187.2336 | 51.0             | 83.5             | 73.9            | 68.9            |
| 882   | 1/22/2010 | 1:29:29 | 64.4     | A    | 40-90 | 0:29:22        | 2754228.703 | 51.0             | 83.5             | 73.9            | 68.9            |
| 883   | 1/22/2010 | 1:29:31 | 73       | A    | 40-90 | 0:29:24        | 19952623.15 | 51.0             | 83.5             | 73.9            | 68.9            |
| 884   | 1/22/2010 | 1:29:33 | 78.1     | A    | 40-90 | 0:29:26        | 64565422.9  | 51.0             | 83.5             | 73.9            | 68.9            |
| 885   | 1/22/2010 | 1:29:35 | 67.7     | A    | 40-90 | 0:29:28        | 5888436.554 | 51.0             | 83.5             | 73.9            | 68.9            |
| 886   | 1/22/2010 | 1:29:37 | 59.3     | A    | 40-90 | 0:29:30        | 851138.0382 | 51.0             | 83.5             | 73.9            | 68.9            |
| 887   | 1/22/2010 | 1:29:39 | 57.2     | A    | 40-90 | 0:29:32        | 524807.4602 | 51.0             | 83.5             | 73.9            | 68.9            |
| 888   | 1/22/2010 | 1:29:41 | 60.1     | A    | 40-90 | 0:29:34        | 1023292.992 | 51.0             | 83.5             | 73.9            | 68.9            |
| 889   | 1/22/2010 | 1:29:43 | 63.4     | A    | 40-90 | 0:29:36        | 2187761.624 | 51.0             | 83.5             | 73.9            | 68.9            |
| 890   | 1/22/2010 | 1:29:45 | 73.6     | A    | 40-90 | 0:29:38        | 22908676.53 | 51.0             | 83.5             | 73.9            | 68.9            |
| 891   | 1/22/2010 | 1:29:47 | 79.7     | A    | 40-90 | 0:29:40        | 93325430.08 | 51.0             | 83.5             | 73.9            | 68.9            |
| 892   | 1/22/2010 | 1:29:49 | 80       | A    | 40-90 | 0:29:42        | 100000000   | 51.0             | 83.5             | 73.9            | 68.9            |
| 893   | 1/22/2010 | 1:29:51 | 71.8     | A    | 40-90 | 0:29:44        | 15135612.48 | 51.0             | 83.5             | 73.9            | 68.9            |
| 894   | 1/22/2010 | 1:29:53 | 74.2     | A    | 40-90 | 0:29:46        | 26302679.92 | 51.0             | 83.5             | 73.9            | 68.9            |
| 895   | 1/22/2010 | 1:29:55 | 64.8     | A    | 40-90 | 0:29:48        | 3019951.72  | 51.0             | 83.5             | 73.9            | 68.9            |
| 896   | 1/22/2010 | 1:29:57 | 58.1     | A    | 40-90 | 0:29:50        | 645654.229  | 51.0             | 83.5             | 73.9            | 68.9            |
| 897   | 1/22/2010 | 1:29:59 | 58.9     | A    | 40-90 | 0:29:52        | 776247.1166 | 51.0             | 83.5             | 73.9            | 68.9            |
| 898   | 1/22/2010 | 1:30:01 | 69.1     | A    | 40-90 | 0:29:54        | 8128305.162 | 51.0             | 83.5             | 73.9            | 68.9            |
| 899   | 1/22/2010 | 1:30:03 | 68.8     | A    | 40-90 | 0:29:56        | 7585775.75  | 51.0             | 83.5             | 73.9            | 68.9            |

Receiver 4- Night

| Point      | Date      | Time    | Pressure | Unit | Scale | Acumulate Time | 10 <sup>(.1*A)</sup> | L <sub>min</sub> | L <sub>max</sub> | L <sub>10</sub> | L <sub>eq</sub> |
|------------|-----------|---------|----------|------|-------|----------------|----------------------|------------------|------------------|-----------------|-----------------|
| 900        | 1/22/2010 | 1:30:05 | 60.3     | A    | 40-90 | 0:29:58        | 1071519.305          | 51.0             | 83.5             | 73.9            | 68.9            |
| 901        | 1/22/2010 | 1:30:07 | 57.2     | A    | 40-90 | 0:30:00        | 524807.4602          | 51.0             | 83.5             | 73.9            | 68.9            |
| <b>SUM</b> |           |         |          |      |       |                | 7100785442           |                  |                  |                 |                 |

| Lmin | Lmax | L10  | Leq  |
|------|------|------|------|
| 51.0 | 83.5 | 73.9 | 68.9 |

## Receiver 5- Day

| Point | Date      | Time     | Pressure | Unit | Scale | Acumulate Time | 10^(.1*A)   | L <sub>min</sub> | L <sub>max</sub> | L <sub>10</sub> | L <sub>eq</sub> |
|-------|-----------|----------|----------|------|-------|----------------|-------------|------------------|------------------|-----------------|-----------------|
| 1     | 4/27/2010 | 21:20:02 | 62.5     | A    | 40-90 | 0:00:00        | 1778279.41  | 53.8             | 69.7             | 64.0            | 61.1            |
| 2     | 4/27/2010 | 21:20:04 | 61.7     | A    | 40-90 | 0:00:02        | 1479108.388 | 53.8             | 69.7             | 64.0            | 61.1            |
| 3     | 4/27/2010 | 21:20:06 | 61.9     | A    | 40-90 | 0:00:04        | 1548816.619 | 53.8             | 69.7             | 64.0            | 61.1            |
| 4     | 4/27/2010 | 21:20:08 | 61.5     | A    | 40-90 | 0:00:06        | 1412537.545 | 53.8             | 69.7             | 64.0            | 61.1            |
| 5     | 4/27/2010 | 21:20:10 | 61.4     | A    | 40-90 | 0:00:08        | 1380384.265 | 53.8             | 69.7             | 64.0            | 61.1            |
| 6     | 4/27/2010 | 21:20:12 | 61.9     | A    | 40-90 | 0:00:10        | 1548816.619 | 53.8             | 69.7             | 64.0            | 61.1            |
| 7     | 4/27/2010 | 21:20:14 | 63.3     | A    | 40-90 | 0:00:12        | 2137962.09  | 53.8             | 69.7             | 64.0            | 61.1            |
| 8     | 4/27/2010 | 21:20:16 | 63.1     | A    | 40-90 | 0:00:14        | 2041737.945 | 53.8             | 69.7             | 64.0            | 61.1            |
| 9     | 4/27/2010 | 21:20:18 | 62.2     | A    | 40-90 | 0:00:16        | 1659586.907 | 53.8             | 69.7             | 64.0            | 61.1            |
| 10    | 4/27/2010 | 21:20:20 | 60.3     | A    | 40-90 | 0:00:18        | 1071519.305 | 53.8             | 69.7             | 64.0            | 61.1            |
| 11    | 4/27/2010 | 21:20:22 | 58.6     | A    | 40-90 | 0:00:20        | 724435.9601 | 53.8             | 69.7             | 64.0            | 61.1            |
| 12    | 4/27/2010 | 21:20:24 | 56.7     | A    | 40-90 | 0:00:22        | 467735.1413 | 53.8             | 69.7             | 64.0            | 61.1            |
| 13    | 4/27/2010 | 21:20:26 | 57       | A    | 40-90 | 0:00:24        | 501187.2336 | 53.8             | 69.7             | 64.0            | 61.1            |
| 14    | 4/27/2010 | 21:20:28 | 57.3     | A    | 40-90 | 0:00:26        | 537031.7964 | 53.8             | 69.7             | 64.0            | 61.1            |
| 15    | 4/27/2010 | 21:20:30 | 56.9     | A    | 40-90 | 0:00:28        | 489778.8194 | 53.8             | 69.7             | 64.0            | 61.1            |
| 16    | 4/27/2010 | 21:20:32 | 57.6     | A    | 40-90 | 0:00:30        | 575439.9373 | 53.8             | 69.7             | 64.0            | 61.1            |
| 17    | 4/27/2010 | 21:20:34 | 57.2     | A    | 40-90 | 0:00:32        | 524807.4602 | 53.8             | 69.7             | 64.0            | 61.1            |
| 18    | 4/27/2010 | 21:20:36 | 57.8     | A    | 40-90 | 0:00:34        | 602559.5861 | 53.8             | 69.7             | 64.0            | 61.1            |
| 19    | 4/27/2010 | 21:20:38 | 59       | A    | 40-90 | 0:00:36        | 794328.2347 | 53.8             | 69.7             | 64.0            | 61.1            |
| 20    | 4/27/2010 | 21:20:40 | 62       | A    | 40-90 | 0:00:38        | 1584893.192 | 53.8             | 69.7             | 64.0            | 61.1            |
| 21    | 4/27/2010 | 21:20:42 | 63.2     | A    | 40-90 | 0:00:40        | 2089296.131 | 53.8             | 69.7             | 64.0            | 61.1            |
| 22    | 4/27/2010 | 21:20:44 | 65.3     | A    | 40-90 | 0:00:42        | 3388441.561 | 53.8             | 69.7             | 64.0            | 61.1            |
| 23    | 4/27/2010 | 21:20:46 | 68       | A    | 40-90 | 0:00:44        | 6309573.445 | 53.8             | 69.7             | 64.0            | 61.1            |
| 24    | 4/27/2010 | 21:20:48 | 66.6     | A    | 40-90 | 0:00:46        | 4570881.896 | 53.8             | 69.7             | 64.0            | 61.1            |
| 25    | 4/27/2010 | 21:20:50 | 64       | A    | 40-90 | 0:00:48        | 2511886.432 | 53.8             | 69.7             | 64.0            | 61.1            |
| 26    | 4/27/2010 | 21:20:52 | 62.2     | A    | 40-90 | 0:00:50        | 1659586.907 | 53.8             | 69.7             | 64.0            | 61.1            |
| 27    | 4/27/2010 | 21:20:54 | 62       | A    | 40-90 | 0:00:52        | 1584893.192 | 53.8             | 69.7             | 64.0            | 61.1            |
| 28    | 4/27/2010 | 21:20:56 | 62.2     | A    | 40-90 | 0:00:54        | 1659586.907 | 53.8             | 69.7             | 64.0            | 61.1            |
| 29    | 4/27/2010 | 21:20:58 | 62.1     | A    | 40-90 | 0:00:56        | 1621810.097 | 53.8             | 69.7             | 64.0            | 61.1            |

## Receiver 5- Day

| Point | Date      | Time     | Pressure | Unit | Scale | Acumulate Time | 10^(1*A)    | L <sub>min</sub> | L <sub>max</sub> | L <sub>10</sub> | L <sub>eq</sub> |
|-------|-----------|----------|----------|------|-------|----------------|-------------|------------------|------------------|-----------------|-----------------|
| 30    | 4/27/2010 | 21:21:00 | 60.9     | A    | 40-90 | 0:00:58        | 1230268.771 | 53.8             | 69.7             | 64.0            | 61.1            |
| 31    | 4/27/2010 | 21:21:02 | 58.9     | A    | 40-90 | 0:01:00        | 776247.1166 | 53.8             | 69.7             | 64.0            | 61.1            |
| 32    | 4/27/2010 | 21:21:04 | 58.8     | A    | 40-90 | 0:01:02        | 758577.575  | 53.8             | 69.7             | 64.0            | 61.1            |
| 33    | 4/27/2010 | 21:21:06 | 57       | A    | 40-90 | 0:01:04        | 501187.2336 | 53.8             | 69.7             | 64.0            | 61.1            |
| 34    | 4/27/2010 | 21:21:08 | 56.8     | A    | 40-90 | 0:01:06        | 478630.0923 | 53.8             | 69.7             | 64.0            | 61.1            |
| 35    | 4/27/2010 | 21:21:10 | 57       | A    | 40-90 | 0:01:08        | 501187.2336 | 53.8             | 69.7             | 64.0            | 61.1            |
| 36    | 4/27/2010 | 21:21:12 | 58.9     | A    | 40-90 | 0:01:10        | 776247.1166 | 53.8             | 69.7             | 64.0            | 61.1            |
| 37    | 4/27/2010 | 21:21:14 | 60.1     | A    | 40-90 | 0:01:12        | 1023292.992 | 53.8             | 69.7             | 64.0            | 61.1            |
| 38    | 4/27/2010 | 21:21:16 | 60.5     | A    | 40-90 | 0:01:14        | 1122018.454 | 53.8             | 69.7             | 64.0            | 61.1            |
| 39    | 4/27/2010 | 21:21:18 | 60.3     | A    | 40-90 | 0:01:16        | 1071519.305 | 53.8             | 69.7             | 64.0            | 61.1            |
| 40    | 4/27/2010 | 21:21:20 | 60.1     | A    | 40-90 | 0:01:18        | 1023292.992 | 53.8             | 69.7             | 64.0            | 61.1            |
| 41    | 4/27/2010 | 21:21:22 | 58.9     | A    | 40-90 | 0:01:20        | 776247.1166 | 53.8             | 69.7             | 64.0            | 61.1            |
| 42    | 4/27/2010 | 21:21:24 | 59.9     | A    | 40-90 | 0:01:22        | 977237.221  | 53.8             | 69.7             | 64.0            | 61.1            |
| 43    | 4/27/2010 | 21:21:26 | 62.7     | A    | 40-90 | 0:01:24        | 1862087.137 | 53.8             | 69.7             | 64.0            | 61.1            |
| 44    | 4/27/2010 | 21:21:28 | 61.2     | A    | 40-90 | 0:01:26        | 1318256.739 | 53.8             | 69.7             | 64.0            | 61.1            |
| 45    | 4/27/2010 | 21:21:30 | 64.4     | A    | 40-90 | 0:01:28        | 2754228.703 | 53.8             | 69.7             | 64.0            | 61.1            |
| 46    | 4/27/2010 | 21:21:32 | 64.4     | A    | 40-90 | 0:01:30        | 2754228.703 | 53.8             | 69.7             | 64.0            | 61.1            |
| 47    | 4/27/2010 | 21:21:34 | 65.4     | A    | 40-90 | 0:01:32        | 3467368.505 | 53.8             | 69.7             | 64.0            | 61.1            |
| 48    | 4/27/2010 | 21:21:36 | 64       | A    | 40-90 | 0:01:34        | 2511886.432 | 53.8             | 69.7             | 64.0            | 61.1            |
| 49    | 4/27/2010 | 21:21:38 | 62.9     | A    | 40-90 | 0:01:36        | 1949844.6   | 53.8             | 69.7             | 64.0            | 61.1            |
| 50    | 4/27/2010 | 21:21:40 | 60.2     | A    | 40-90 | 0:01:38        | 1047128.548 | 53.8             | 69.7             | 64.0            | 61.1            |
| 51    | 4/27/2010 | 21:21:42 | 60.6     | A    | 40-90 | 0:01:40        | 1148153.621 | 53.8             | 69.7             | 64.0            | 61.1            |
| 52    | 4/27/2010 | 21:21:44 | 62.5     | A    | 40-90 | 0:01:42        | 1778279.41  | 53.8             | 69.7             | 64.0            | 61.1            |
| 53    | 4/27/2010 | 21:21:46 | 62.8     | A    | 40-90 | 0:01:44        | 1905460.718 | 53.8             | 69.7             | 64.0            | 61.1            |
| 54    | 4/27/2010 | 21:21:48 | 62.7     | A    | 40-90 | 0:01:46        | 1862087.137 | 53.8             | 69.7             | 64.0            | 61.1            |
| 55    | 4/27/2010 | 21:21:50 | 61       | A    | 40-90 | 0:01:48        | 1258925.412 | 53.8             | 69.7             | 64.0            | 61.1            |
| 56    | 4/27/2010 | 21:21:52 | 60.3     | A    | 40-90 | 0:01:50        | 1071519.305 | 53.8             | 69.7             | 64.0            | 61.1            |
| 57    | 4/27/2010 | 21:21:54 | 60.5     | A    | 40-90 | 0:01:52        | 1122018.454 | 53.8             | 69.7             | 64.0            | 61.1            |
| 58    | 4/27/2010 | 21:21:56 | 59.6     | A    | 40-90 | 0:01:54        | 912010.8394 | 53.8             | 69.7             | 64.0            | 61.1            |

## Receiver 5- Day

| Point | Date      | Time     | Pressure | Unit | Scale | Acumulate Time | 10^(.1*A)   | L <sub>min</sub> | L <sub>max</sub> | L <sub>10</sub> | L <sub>eq</sub> |
|-------|-----------|----------|----------|------|-------|----------------|-------------|------------------|------------------|-----------------|-----------------|
| 59    | 4/27/2010 | 21:21:58 | 57.7     | A    | 40-90 | 0:01:56        | 588843.6554 | 53.8             | 69.7             | 64.0            | 61.1            |
| 60    | 4/27/2010 | 21:22:00 | 58.1     | A    | 40-90 | 0:01:58        | 645654.229  | 53.8             | 69.7             | 64.0            | 61.1            |
| 61    | 4/27/2010 | 21:22:02 | 60.5     | A    | 40-90 | 0:02:00        | 1122018.454 | 53.8             | 69.7             | 64.0            | 61.1            |
| 62    | 4/27/2010 | 21:22:04 | 60.7     | A    | 40-90 | 0:02:02        | 1174897.555 | 53.8             | 69.7             | 64.0            | 61.1            |
| 63    | 4/27/2010 | 21:22:06 | 59.6     | A    | 40-90 | 0:02:04        | 912010.8394 | 53.8             | 69.7             | 64.0            | 61.1            |
| 64    | 4/27/2010 | 21:22:08 | 59.1     | A    | 40-90 | 0:02:06        | 812830.5162 | 53.8             | 69.7             | 64.0            | 61.1            |
| 65    | 4/27/2010 | 21:22:10 | 57.8     | A    | 40-90 | 0:02:08        | 602559.5861 | 53.8             | 69.7             | 64.0            | 61.1            |
| 66    | 4/27/2010 | 21:22:12 | 57.6     | A    | 40-90 | 0:02:10        | 575439.9373 | 53.8             | 69.7             | 64.0            | 61.1            |
| 67    | 4/27/2010 | 21:22:14 | 58.5     | A    | 40-90 | 0:02:12        | 707945.7844 | 53.8             | 69.7             | 64.0            | 61.1            |
| 68    | 4/27/2010 | 21:22:16 | 60.9     | A    | 40-90 | 0:02:14        | 1230268.771 | 53.8             | 69.7             | 64.0            | 61.1            |
| 69    | 4/27/2010 | 21:22:18 | 61.8     | A    | 40-90 | 0:02:16        | 1513561.248 | 53.8             | 69.7             | 64.0            | 61.1            |
| 70    | 4/27/2010 | 21:22:20 | 61.4     | A    | 40-90 | 0:02:18        | 1380384.265 | 53.8             | 69.7             | 64.0            | 61.1            |
| 71    | 4/27/2010 | 21:22:22 | 63.1     | A    | 40-90 | 0:02:20        | 2041737.945 | 53.8             | 69.7             | 64.0            | 61.1            |
| 72    | 4/27/2010 | 21:22:24 | 63.2     | A    | 40-90 | 0:02:22        | 2089296.131 | 53.8             | 69.7             | 64.0            | 61.1            |
| 73    | 4/27/2010 | 21:22:26 | 61.4     | A    | 40-90 | 0:02:24        | 1380384.265 | 53.8             | 69.7             | 64.0            | 61.1            |
| 74    | 4/27/2010 | 21:22:28 | 60.4     | A    | 40-90 | 0:02:26        | 1096478.196 | 53.8             | 69.7             | 64.0            | 61.1            |
| 75    | 4/27/2010 | 21:22:30 | 60.7     | A    | 40-90 | 0:02:28        | 1174897.555 | 53.8             | 69.7             | 64.0            | 61.1            |
| 76    | 4/27/2010 | 21:22:32 | 61       | A    | 40-90 | 0:02:30        | 1258925.412 | 53.8             | 69.7             | 64.0            | 61.1            |
| 77    | 4/27/2010 | 21:22:34 | 60.4     | A    | 40-90 | 0:02:32        | 1096478.196 | 53.8             | 69.7             | 64.0            | 61.1            |
| 78    | 4/27/2010 | 21:22:36 | 57.8     | A    | 40-90 | 0:02:34        | 602559.5861 | 53.8             | 69.7             | 64.0            | 61.1            |
| 79    | 4/27/2010 | 21:22:38 | 56.7     | A    | 40-90 | 0:02:36        | 467735.1413 | 53.8             | 69.7             | 64.0            | 61.1            |
| 80    | 4/27/2010 | 21:22:40 | 57.7     | A    | 40-90 | 0:02:38        | 588843.6554 | 53.8             | 69.7             | 64.0            | 61.1            |
| 81    | 4/27/2010 | 21:22:42 | 56.1     | A    | 40-90 | 0:02:40        | 407380.2778 | 53.8             | 69.7             | 64.0            | 61.1            |
| 82    | 4/27/2010 | 21:22:44 | 57.5     | A    | 40-90 | 0:02:42        | 562341.3252 | 53.8             | 69.7             | 64.0            | 61.1            |
| 83    | 4/27/2010 | 21:22:46 | 55.4     | A    | 40-90 | 0:02:44        | 346736.8505 | 53.8             | 69.7             | 64.0            | 61.1            |
| 84    | 4/27/2010 | 21:22:48 | 55.4     | A    | 40-90 | 0:02:46        | 346736.8505 | 53.8             | 69.7             | 64.0            | 61.1            |
| 85    | 4/27/2010 | 21:22:50 | 55.9     | A    | 40-90 | 0:02:48        | 389045.145  | 53.8             | 69.7             | 64.0            | 61.1            |
| 86    | 4/27/2010 | 21:22:52 | 56.8     | A    | 40-90 | 0:02:50        | 478630.0923 | 53.8             | 69.7             | 64.0            | 61.1            |
| 87    | 4/27/2010 | 21:22:54 | 57       | A    | 40-90 | 0:02:52        | 501187.2336 | 53.8             | 69.7             | 64.0            | 61.1            |

## Receiver 5- Day

| Point | Date      | Time     | Pressure | Unit | Scale | Acumulate Time | 10^(.1*A)   | L <sub>min</sub> | L <sub>max</sub> | L <sub>10</sub> | L <sub>eq</sub> |
|-------|-----------|----------|----------|------|-------|----------------|-------------|------------------|------------------|-----------------|-----------------|
| 88    | 4/27/2010 | 21:22:56 | 56.9     | A    | 40-90 | 0:02:54        | 489778.8194 | 53.8             | 69.7             | 64.0            | 61.1            |
| 89    | 4/27/2010 | 21:22:58 | 57.2     | A    | 40-90 | 0:02:56        | 524807.4602 | 53.8             | 69.7             | 64.0            | 61.1            |
| 90    | 4/27/2010 | 21:23:00 | 56.8     | A    | 40-90 | 0:02:58        | 478630.0923 | 53.8             | 69.7             | 64.0            | 61.1            |
| 91    | 4/27/2010 | 21:23:02 | 56.9     | A    | 40-90 | 0:03:00        | 489778.8194 | 53.8             | 69.7             | 64.0            | 61.1            |
| 92    | 4/27/2010 | 21:23:04 | 57.2     | A    | 40-90 | 0:03:02        | 524807.4602 | 53.8             | 69.7             | 64.0            | 61.1            |
| 93    | 4/27/2010 | 21:23:06 | 57.7     | A    | 40-90 | 0:03:04        | 588843.6554 | 53.8             | 69.7             | 64.0            | 61.1            |
| 94    | 4/27/2010 | 21:23:08 | 60.6     | A    | 40-90 | 0:03:06        | 1148153.621 | 53.8             | 69.7             | 64.0            | 61.1            |
| 95    | 4/27/2010 | 21:23:10 | 66.4     | A    | 40-90 | 0:03:08        | 4365158.322 | 53.8             | 69.7             | 64.0            | 61.1            |
| 96    | 4/27/2010 | 21:23:12 | 68.9     | A    | 40-90 | 0:03:10        | 7762471.166 | 53.8             | 69.7             | 64.0            | 61.1            |
| 97    | 4/27/2010 | 21:23:14 | 68.7     | A    | 40-90 | 0:03:12        | 7413102.413 | 53.8             | 69.7             | 64.0            | 61.1            |
| 98    | 4/27/2010 | 21:23:16 | 64.3     | A    | 40-90 | 0:03:14        | 2691534.804 | 53.8             | 69.7             | 64.0            | 61.1            |
| 99    | 4/27/2010 | 21:23:18 | 68.8     | A    | 40-90 | 0:03:16        | 7585775.75  | 53.8             | 69.7             | 64.0            | 61.1            |
| 100   | 4/27/2010 | 21:23:20 | 68       | A    | 40-90 | 0:03:18        | 6309573.445 | 53.8             | 69.7             | 64.0            | 61.1            |
| 101   | 4/27/2010 | 21:23:22 | 62.2     | A    | 40-90 | 0:03:20        | 1659586.907 | 53.8             | 69.7             | 64.0            | 61.1            |
| 102   | 4/27/2010 | 21:23:24 | 63.6     | A    | 40-90 | 0:03:22        | 2290867.653 | 53.8             | 69.7             | 64.0            | 61.1            |
| 103   | 4/27/2010 | 21:23:26 | 63       | A    | 40-90 | 0:03:24        | 1995262.315 | 53.8             | 69.7             | 64.0            | 61.1            |
| 104   | 4/27/2010 | 21:23:28 | 62.1     | A    | 40-90 | 0:03:26        | 1621810.097 | 53.8             | 69.7             | 64.0            | 61.1            |
| 105   | 4/27/2010 | 21:23:30 | 58.7     | A    | 40-90 | 0:03:28        | 741310.2413 | 53.8             | 69.7             | 64.0            | 61.1            |
| 106   | 4/27/2010 | 21:23:32 | 58.8     | A    | 40-90 | 0:03:30        | 758577.575  | 53.8             | 69.7             | 64.0            | 61.1            |
| 107   | 4/27/2010 | 21:23:34 | 59.3     | A    | 40-90 | 0:03:32        | 851138.0382 | 53.8             | 69.7             | 64.0            | 61.1            |
| 108   | 4/27/2010 | 21:23:36 | 59.7     | A    | 40-90 | 0:03:34        | 933254.3008 | 53.8             | 69.7             | 64.0            | 61.1            |
| 109   | 4/27/2010 | 21:23:38 | 59.6     | A    | 40-90 | 0:03:36        | 912010.8394 | 53.8             | 69.7             | 64.0            | 61.1            |
| 110   | 4/27/2010 | 21:23:40 | 57.5     | A    | 40-90 | 0:03:38        | 562341.3252 | 53.8             | 69.7             | 64.0            | 61.1            |
| 111   | 4/27/2010 | 21:23:42 | 57.7     | A    | 40-90 | 0:03:40        | 588843.6554 | 53.8             | 69.7             | 64.0            | 61.1            |
| 112   | 4/27/2010 | 21:23:44 | 56.9     | A    | 40-90 | 0:03:42        | 489778.8194 | 53.8             | 69.7             | 64.0            | 61.1            |
| 113   | 4/27/2010 | 21:23:46 | 57.1     | A    | 40-90 | 0:03:44        | 512861.384  | 53.8             | 69.7             | 64.0            | 61.1            |
| 114   | 4/27/2010 | 21:23:48 | 57.1     | A    | 40-90 | 0:03:46        | 512861.384  | 53.8             | 69.7             | 64.0            | 61.1            |
| 115   | 4/27/2010 | 21:23:50 | 57       | A    | 40-90 | 0:03:48        | 501187.2336 | 53.8             | 69.7             | 64.0            | 61.1            |
| 116   | 4/27/2010 | 21:23:52 | 57.3     | A    | 40-90 | 0:03:50        | 537031.7964 | 53.8             | 69.7             | 64.0            | 61.1            |



## Receiver 5- Day

| Point | Date      | Time     | Pressure | Unit | Scale | Acumulate Time | 10^(.1*A)   | L <sub>min</sub> | L <sub>max</sub> | L <sub>10</sub> | L <sub>eq</sub> |
|-------|-----------|----------|----------|------|-------|----------------|-------------|------------------|------------------|-----------------|-----------------|
| 117   | 4/27/2010 | 21:23:54 | 57.4     | A    | 40-90 | 0:03:52        | 549540.8739 | 53.8             | 69.7             | 64.0            | 61.1            |
| 118   | 4/27/2010 | 21:23:56 | 57.6     | A    | 40-90 | 0:03:54        | 575439.9373 | 53.8             | 69.7             | 64.0            | 61.1            |
| 119   | 4/27/2010 | 21:23:58 | 56.7     | A    | 40-90 | 0:03:56        | 467735.1413 | 53.8             | 69.7             | 64.0            | 61.1            |
| 120   | 4/27/2010 | 21:24:00 | 57.2     | A    | 40-90 | 0:03:58        | 524807.4602 | 53.8             | 69.7             | 64.0            | 61.1            |
| 121   | 4/27/2010 | 21:24:02 | 59.6     | A    | 40-90 | 0:04:00        | 912010.8394 | 53.8             | 69.7             | 64.0            | 61.1            |
| 122   | 4/27/2010 | 21:24:04 | 62.4     | A    | 40-90 | 0:04:02        | 1737800.829 | 53.8             | 69.7             | 64.0            | 61.1            |
| 123   | 4/27/2010 | 21:24:06 | 63.6     | A    | 40-90 | 0:04:04        | 2290867.653 | 53.8             | 69.7             | 64.0            | 61.1            |
| 124   | 4/27/2010 | 21:24:08 | 64       | A    | 40-90 | 0:04:06        | 2511886.432 | 53.8             | 69.7             | 64.0            | 61.1            |
| 125   | 4/27/2010 | 21:24:10 | 63.1     | A    | 40-90 | 0:04:08        | 2041737.945 | 53.8             | 69.7             | 64.0            | 61.1            |
| 126   | 4/27/2010 | 21:24:12 | 63.7     | A    | 40-90 | 0:04:10        | 2344228.815 | 53.8             | 69.7             | 64.0            | 61.1            |
| 127   | 4/27/2010 | 21:24:14 | 62.4     | A    | 40-90 | 0:04:12        | 1737800.829 | 53.8             | 69.7             | 64.0            | 61.1            |
| 128   | 4/27/2010 | 21:24:16 | 60.6     | A    | 40-90 | 0:04:14        | 1148153.621 | 53.8             | 69.7             | 64.0            | 61.1            |
| 129   | 4/27/2010 | 21:24:18 | 59.4     | A    | 40-90 | 0:04:16        | 870963.59   | 53.8             | 69.7             | 64.0            | 61.1            |
| 130   | 4/27/2010 | 21:24:20 | 57.5     | A    | 40-90 | 0:04:18        | 562341.3252 | 53.8             | 69.7             | 64.0            | 61.1            |
| 131   | 4/27/2010 | 21:24:22 | 56.9     | A    | 40-90 | 0:04:20        | 489778.8194 | 53.8             | 69.7             | 64.0            | 61.1            |
| 132   | 4/27/2010 | 21:24:24 | 56.3     | A    | 40-90 | 0:04:22        | 426579.5188 | 53.8             | 69.7             | 64.0            | 61.1            |
| 133   | 4/27/2010 | 21:24:26 | 56.7     | A    | 40-90 | 0:04:24        | 467735.1413 | 53.8             | 69.7             | 64.0            | 61.1            |
| 134   | 4/27/2010 | 21:24:28 | 58.5     | A    | 40-90 | 0:04:26        | 707945.7844 | 53.8             | 69.7             | 64.0            | 61.1            |
| 135   | 4/27/2010 | 21:24:30 | 59.8     | A    | 40-90 | 0:04:28        | 954992.586  | 53.8             | 69.7             | 64.0            | 61.1            |
| 136   | 4/27/2010 | 21:24:32 | 58.9     | A    | 40-90 | 0:04:30        | 776247.1166 | 53.8             | 69.7             | 64.0            | 61.1            |
| 137   | 4/27/2010 | 21:24:34 | 58.4     | A    | 40-90 | 0:04:32        | 691830.9709 | 53.8             | 69.7             | 64.0            | 61.1            |
| 138   | 4/27/2010 | 21:24:36 | 59.1     | A    | 40-90 | 0:04:34        | 812830.5162 | 53.8             | 69.7             | 64.0            | 61.1            |
| 139   | 4/27/2010 | 21:24:38 | 61.3     | A    | 40-90 | 0:04:36        | 1348962.883 | 53.8             | 69.7             | 64.0            | 61.1            |
| 140   | 4/27/2010 | 21:24:40 | 63.5     | A    | 40-90 | 0:04:38        | 2238721.139 | 53.8             | 69.7             | 64.0            | 61.1            |
| 141   | 4/27/2010 | 21:24:42 | 63.6     | A    | 40-90 | 0:04:40        | 2290867.653 | 53.8             | 69.7             | 64.0            | 61.1            |
| 142   | 4/27/2010 | 21:24:44 | 63.6     | A    | 40-90 | 0:04:42        | 2290867.653 | 53.8             | 69.7             | 64.0            | 61.1            |
| 143   | 4/27/2010 | 21:24:46 | 64.3     | A    | 40-90 | 0:04:44        | 2691534.804 | 53.8             | 69.7             | 64.0            | 61.1            |
| 144   | 4/27/2010 | 21:24:48 | 63.2     | A    | 40-90 | 0:04:46        | 2089296.131 | 53.8             | 69.7             | 64.0            | 61.1            |
| 145   | 4/27/2010 | 21:24:50 | 63.7     | A    | 40-90 | 0:04:48        | 2344228.815 | 53.8             | 69.7             | 64.0            | 61.1            |

## Receiver 5- Day

| Point | Date      | Time     | Pressure | Unit | Scale | Acumulate Time | 10 <sup>^(.1*A)</sup> | L <sub>min</sub> | L <sub>max</sub> | L <sub>10</sub> | L <sub>eq</sub> |
|-------|-----------|----------|----------|------|-------|----------------|-----------------------|------------------|------------------|-----------------|-----------------|
| 146   | 4/27/2010 | 21:24:52 | 62.6     | A    | 40-90 | 0:04:50        | 1819700.859           | 53.8             | 69.7             | 64.0            | 61.1            |
| 147   | 4/27/2010 | 21:24:54 | 62.7     | A    | 40-90 | 0:04:52        | 1862087.137           | 53.8             | 69.7             | 64.0            | 61.1            |
| 148   | 4/27/2010 | 21:24:56 | 62       | A    | 40-90 | 0:04:54        | 1584893.192           | 53.8             | 69.7             | 64.0            | 61.1            |
| 149   | 4/27/2010 | 21:24:58 | 60.6     | A    | 40-90 | 0:04:56        | 1148153.621           | 53.8             | 69.7             | 64.0            | 61.1            |
| 150   | 4/27/2010 | 21:25:00 | 59.9     | A    | 40-90 | 0:04:58        | 977237.221            | 53.8             | 69.7             | 64.0            | 61.1            |
| 151   | 4/27/2010 | 21:25:02 | 58.5     | A    | 40-90 | 0:05:00        | 707945.7844           | 53.8             | 69.7             | 64.0            | 61.1            |
| 152   | 4/27/2010 | 21:25:04 | 57.4     | A    | 40-90 | 0:05:02        | 549540.8739           | 53.8             | 69.7             | 64.0            | 61.1            |
| 153   | 4/27/2010 | 21:25:06 | 57.5     | A    | 40-90 | 0:05:04        | 562341.3252           | 53.8             | 69.7             | 64.0            | 61.1            |
| 154   | 4/27/2010 | 21:25:08 | 58.9     | A    | 40-90 | 0:05:06        | 776247.1166           | 53.8             | 69.7             | 64.0            | 61.1            |
| 155   | 4/27/2010 | 21:25:10 | 61       | A    | 40-90 | 0:05:08        | 1258925.412           | 53.8             | 69.7             | 64.0            | 61.1            |
| 156   | 4/27/2010 | 21:25:12 | 60.4     | A    | 40-90 | 0:05:10        | 1096478.196           | 53.8             | 69.7             | 64.0            | 61.1            |
| 157   | 4/27/2010 | 21:25:14 | 59.4     | A    | 40-90 | 0:05:12        | 870963.59             | 53.8             | 69.7             | 64.0            | 61.1            |
| 158   | 4/27/2010 | 21:25:16 | 58.5     | A    | 40-90 | 0:05:14        | 707945.7844           | 53.8             | 69.7             | 64.0            | 61.1            |
| 159   | 4/27/2010 | 21:25:18 | 57.6     | A    | 40-90 | 0:05:16        | 575439.9373           | 53.8             | 69.7             | 64.0            | 61.1            |
| 160   | 4/27/2010 | 21:25:20 | 56.6     | A    | 40-90 | 0:05:18        | 457088.1896           | 53.8             | 69.7             | 64.0            | 61.1            |
| 161   | 4/27/2010 | 21:25:22 | 57.5     | A    | 40-90 | 0:05:20        | 562341.3252           | 53.8             | 69.7             | 64.0            | 61.1            |
| 162   | 4/27/2010 | 21:25:24 | 56.9     | A    | 40-90 | 0:05:22        | 489778.8194           | 53.8             | 69.7             | 64.0            | 61.1            |
| 163   | 4/27/2010 | 21:25:26 | 57.2     | A    | 40-90 | 0:05:24        | 524807.4602           | 53.8             | 69.7             | 64.0            | 61.1            |
| 164   | 4/27/2010 | 21:25:28 | 56.6     | A    | 40-90 | 0:05:26        | 457088.1896           | 53.8             | 69.7             | 64.0            | 61.1            |
| 165   | 4/27/2010 | 21:25:30 | 57.4     | A    | 40-90 | 0:05:28        | 549540.8739           | 53.8             | 69.7             | 64.0            | 61.1            |
| 166   | 4/27/2010 | 21:25:32 | 58.1     | A    | 40-90 | 0:05:30        | 645654.229            | 53.8             | 69.7             | 64.0            | 61.1            |
| 167   | 4/27/2010 | 21:25:34 | 57.8     | A    | 40-90 | 0:05:32        | 602559.5861           | 53.8             | 69.7             | 64.0            | 61.1            |
| 168   | 4/27/2010 | 21:25:36 | 58.1     | A    | 40-90 | 0:05:34        | 645654.229            | 53.8             | 69.7             | 64.0            | 61.1            |
| 169   | 4/27/2010 | 21:25:38 | 58.3     | A    | 40-90 | 0:05:36        | 676082.9754           | 53.8             | 69.7             | 64.0            | 61.1            |
| 170   | 4/27/2010 | 21:25:40 | 57.5     | A    | 40-90 | 0:05:38        | 562341.3252           | 53.8             | 69.7             | 64.0            | 61.1            |
| 171   | 4/27/2010 | 21:25:42 | 56.7     | A    | 40-90 | 0:05:40        | 467735.1413           | 53.8             | 69.7             | 64.0            | 61.1            |
| 172   | 4/27/2010 | 21:25:44 | 56.9     | A    | 40-90 | 0:05:42        | 489778.8194           | 53.8             | 69.7             | 64.0            | 61.1            |
| 173   | 4/27/2010 | 21:25:46 | 56.8     | A    | 40-90 | 0:05:44        | 478630.0923           | 53.8             | 69.7             | 64.0            | 61.1            |
| 174   | 4/27/2010 | 21:25:48 | 57.5     | A    | 40-90 | 0:05:46        | 562341.3252           | 53.8             | 69.7             | 64.0            | 61.1            |

## Receiver 5- Day

| Point | Date      | Time     | Pressure | Unit | Scale | Acumulate Time | 10^(1*A)    | L <sub>min</sub> | L <sub>max</sub> | L <sub>10</sub> | L <sub>eq</sub> |
|-------|-----------|----------|----------|------|-------|----------------|-------------|------------------|------------------|-----------------|-----------------|
| 175   | 4/27/2010 | 21:25:50 | 61.2     | A    | 40-90 | 0:05:48        | 1318256.739 | 53.8             | 69.7             | 64.0            | 61.1            |
| 176   | 4/27/2010 | 21:25:52 | 61.7     | A    | 40-90 | 0:05:50        | 1479108.388 | 53.8             | 69.7             | 64.0            | 61.1            |
| 177   | 4/27/2010 | 21:25:54 | 63.1     | A    | 40-90 | 0:05:52        | 2041737.945 | 53.8             | 69.7             | 64.0            | 61.1            |
| 178   | 4/27/2010 | 21:25:56 | 62.9     | A    | 40-90 | 0:05:54        | 1949844.6   | 53.8             | 69.7             | 64.0            | 61.1            |
| 179   | 4/27/2010 | 21:25:58 | 64.5     | A    | 40-90 | 0:05:56        | 2818382.931 | 53.8             | 69.7             | 64.0            | 61.1            |
| 180   | 4/27/2010 | 21:26:00 | 65.4     | A    | 40-90 | 0:05:58        | 3467368.505 | 53.8             | 69.7             | 64.0            | 61.1            |
| 181   | 4/27/2010 | 21:26:02 | 65.3     | A    | 40-90 | 0:06:00        | 3388441.561 | 53.8             | 69.7             | 64.0            | 61.1            |
| 182   | 4/27/2010 | 21:26:04 | 64.4     | A    | 40-90 | 0:06:02        | 2754228.703 | 53.8             | 69.7             | 64.0            | 61.1            |
| 183   | 4/27/2010 | 21:26:06 | 64.6     | A    | 40-90 | 0:06:04        | 2884031.503 | 53.8             | 69.7             | 64.0            | 61.1            |
| 184   | 4/27/2010 | 21:26:08 | 64.8     | A    | 40-90 | 0:06:06        | 3019951.72  | 53.8             | 69.7             | 64.0            | 61.1            |
| 185   | 4/27/2010 | 21:26:10 | 64.2     | A    | 40-90 | 0:06:08        | 2630267.992 | 53.8             | 69.7             | 64.0            | 61.1            |
| 186   | 4/27/2010 | 21:26:12 | 62.6     | A    | 40-90 | 0:06:10        | 1819700.859 | 53.8             | 69.7             | 64.0            | 61.1            |
| 187   | 4/27/2010 | 21:26:14 | 61.9     | A    | 40-90 | 0:06:12        | 1548816.619 | 53.8             | 69.7             | 64.0            | 61.1            |
| 188   | 4/27/2010 | 21:26:16 | 58.8     | A    | 40-90 | 0:06:14        | 758577.575  | 53.8             | 69.7             | 64.0            | 61.1            |
| 189   | 4/27/2010 | 21:26:18 | 58.5     | A    | 40-90 | 0:06:16        | 707945.7844 | 53.8             | 69.7             | 64.0            | 61.1            |
| 190   | 4/27/2010 | 21:26:20 | 60       | A    | 40-90 | 0:06:18        | 1000000     | 53.8             | 69.7             | 64.0            | 61.1            |
| 191   | 4/27/2010 | 21:26:22 | 59.9     | A    | 40-90 | 0:06:20        | 977237.221  | 53.8             | 69.7             | 64.0            | 61.1            |
| 192   | 4/27/2010 | 21:26:24 | 61.9     | A    | 40-90 | 0:06:22        | 1548816.619 | 53.8             | 69.7             | 64.0            | 61.1            |
| 193   | 4/27/2010 | 21:26:26 | 63       | A    | 40-90 | 0:06:24        | 1995262.315 | 53.8             | 69.7             | 64.0            | 61.1            |
| 194   | 4/27/2010 | 21:26:28 | 63       | A    | 40-90 | 0:06:26        | 1995262.315 | 53.8             | 69.7             | 64.0            | 61.1            |
| 195   | 4/27/2010 | 21:26:30 | 61.3     | A    | 40-90 | 0:06:28        | 1348962.883 | 53.8             | 69.7             | 64.0            | 61.1            |
| 196   | 4/27/2010 | 21:26:32 | 60.8     | A    | 40-90 | 0:06:30        | 1202264.435 | 53.8             | 69.7             | 64.0            | 61.1            |
| 197   | 4/27/2010 | 21:26:34 | 58.4     | A    | 40-90 | 0:06:32        | 691830.9709 | 53.8             | 69.7             | 64.0            | 61.1            |
| 198   | 4/27/2010 | 21:26:36 | 57.6     | A    | 40-90 | 0:06:34        | 575439.9373 | 53.8             | 69.7             | 64.0            | 61.1            |
| 199   | 4/27/2010 | 21:26:38 | 57.4     | A    | 40-90 | 0:06:36        | 549540.8739 | 53.8             | 69.7             | 64.0            | 61.1            |
| 200   | 4/27/2010 | 21:26:40 | 58.1     | A    | 40-90 | 0:06:38        | 645654.229  | 53.8             | 69.7             | 64.0            | 61.1            |
| 201   | 4/27/2010 | 21:26:42 | 62.3     | A    | 40-90 | 0:06:40        | 1698243.652 | 53.8             | 69.7             | 64.0            | 61.1            |
| 202   | 4/27/2010 | 21:26:44 | 64.6     | A    | 40-90 | 0:06:42        | 2884031.503 | 53.8             | 69.7             | 64.0            | 61.1            |
| 203   | 4/27/2010 | 21:26:46 | 66.8     | A    | 40-90 | 0:06:44        | 4786300.923 | 53.8             | 69.7             | 64.0            | 61.1            |

## Receiver 5- Day

| Point | Date      | Time     | Pressure | Unit | Scale | Acumulate Time | 10^(1*A)    | L <sub>min</sub> | L <sub>max</sub> | L <sub>10</sub> | L <sub>eq</sub> |
|-------|-----------|----------|----------|------|-------|----------------|-------------|------------------|------------------|-----------------|-----------------|
| 204   | 4/27/2010 | 21:26:48 | 66.4     | A    | 40-90 | 0:06:46        | 4365158.322 | 53.8             | 69.7             | 64.0            | 61.1            |
| 205   | 4/27/2010 | 21:26:50 | 66.7     | A    | 40-90 | 0:06:48        | 4677351.413 | 53.8             | 69.7             | 64.0            | 61.1            |
| 206   | 4/27/2010 | 21:26:52 | 61.6     | A    | 40-90 | 0:06:50        | 1445439.771 | 53.8             | 69.7             | 64.0            | 61.1            |
| 207   | 4/27/2010 | 21:26:54 | 60.7     | A    | 40-90 | 0:06:52        | 1174897.555 | 53.8             | 69.7             | 64.0            | 61.1            |
| 208   | 4/27/2010 | 21:26:56 | 58.1     | A    | 40-90 | 0:06:54        | 645654.229  | 53.8             | 69.7             | 64.0            | 61.1            |
| 209   | 4/27/2010 | 21:26:58 | 56.7     | A    | 40-90 | 0:06:56        | 467735.1413 | 53.8             | 69.7             | 64.0            | 61.1            |
| 210   | 4/27/2010 | 21:27:00 | 56.4     | A    | 40-90 | 0:06:58        | 436515.8322 | 53.8             | 69.7             | 64.0            | 61.1            |
| 211   | 4/27/2010 | 21:27:02 | 59       | A    | 40-90 | 0:07:00        | 794328.2347 | 53.8             | 69.7             | 64.0            | 61.1            |
| 212   | 4/27/2010 | 21:27:04 | 60.7     | A    | 40-90 | 0:07:02        | 1174897.555 | 53.8             | 69.7             | 64.0            | 61.1            |
| 213   | 4/27/2010 | 21:27:06 | 59.9     | A    | 40-90 | 0:07:04        | 977237.221  | 53.8             | 69.7             | 64.0            | 61.1            |
| 214   | 4/27/2010 | 21:27:08 | 57.6     | A    | 40-90 | 0:07:06        | 575439.9373 | 53.8             | 69.7             | 64.0            | 61.1            |
| 215   | 4/27/2010 | 21:27:10 | 56.4     | A    | 40-90 | 0:07:08        | 436515.8322 | 53.8             | 69.7             | 64.0            | 61.1            |
| 216   | 4/27/2010 | 21:27:12 | 56.7     | A    | 40-90 | 0:07:10        | 467735.1413 | 53.8             | 69.7             | 64.0            | 61.1            |
| 217   | 4/27/2010 | 21:27:14 | 57.2     | A    | 40-90 | 0:07:12        | 524807.4602 | 53.8             | 69.7             | 64.0            | 61.1            |
| 218   | 4/27/2010 | 21:27:16 | 56.9     | A    | 40-90 | 0:07:14        | 489778.8194 | 53.8             | 69.7             | 64.0            | 61.1            |
| 219   | 4/27/2010 | 21:27:18 | 56.7     | A    | 40-90 | 0:07:16        | 467735.1413 | 53.8             | 69.7             | 64.0            | 61.1            |
| 220   | 4/27/2010 | 21:27:20 | 56.9     | A    | 40-90 | 0:07:18        | 489778.8194 | 53.8             | 69.7             | 64.0            | 61.1            |
| 221   | 4/27/2010 | 21:27:22 | 57.2     | A    | 40-90 | 0:07:20        | 524807.4602 | 53.8             | 69.7             | 64.0            | 61.1            |
| 222   | 4/27/2010 | 21:27:24 | 57.7     | A    | 40-90 | 0:07:22        | 588843.6554 | 53.8             | 69.7             | 64.0            | 61.1            |
| 223   | 4/27/2010 | 21:27:26 | 60.8     | A    | 40-90 | 0:07:24        | 1202264.435 | 53.8             | 69.7             | 64.0            | 61.1            |
| 224   | 4/27/2010 | 21:27:28 | 63.6     | A    | 40-90 | 0:07:26        | 2290867.653 | 53.8             | 69.7             | 64.0            | 61.1            |
| 225   | 4/27/2010 | 21:27:30 | 65.6     | A    | 40-90 | 0:07:28        | 3630780.548 | 53.8             | 69.7             | 64.0            | 61.1            |
| 226   | 4/27/2010 | 21:27:32 | 65.5     | A    | 40-90 | 0:07:30        | 3548133.892 | 53.8             | 69.7             | 64.0            | 61.1            |
| 227   | 4/27/2010 | 21:27:34 | 66.1     | A    | 40-90 | 0:07:32        | 4073802.778 | 53.8             | 69.7             | 64.0            | 61.1            |
| 228   | 4/27/2010 | 21:27:36 | 64.8     | A    | 40-90 | 0:07:34        | 3019951.72  | 53.8             | 69.7             | 64.0            | 61.1            |
| 229   | 4/27/2010 | 21:27:38 | 62.6     | A    | 40-90 | 0:07:36        | 1819700.859 | 53.8             | 69.7             | 64.0            | 61.1            |
| 230   | 4/27/2010 | 21:27:40 | 63.9     | A    | 40-90 | 0:07:38        | 2454708.916 | 53.8             | 69.7             | 64.0            | 61.1            |
| 231   | 4/27/2010 | 21:27:42 | 64.2     | A    | 40-90 | 0:07:40        | 2630267.992 | 53.8             | 69.7             | 64.0            | 61.1            |
| 232   | 4/27/2010 | 21:27:44 | 63.8     | A    | 40-90 | 0:07:42        | 2398832.919 | 53.8             | 69.7             | 64.0            | 61.1            |

## Receiver 5- Day

| Point | Date      | Time     | Pressure | Unit | Scale | Acumulate Time | 10^(1*A)    | L <sub>min</sub> | L <sub>max</sub> | L <sub>10</sub> | L <sub>eq</sub> |
|-------|-----------|----------|----------|------|-------|----------------|-------------|------------------|------------------|-----------------|-----------------|
| 233   | 4/27/2010 | 21:27:46 | 61       | A    | 40-90 | 0:07:44        | 1258925.412 | 53.8             | 69.7             | 64.0            | 61.1            |
| 234   | 4/27/2010 | 21:27:48 | 59.3     | A    | 40-90 | 0:07:46        | 851138.0382 | 53.8             | 69.7             | 64.0            | 61.1            |
| 235   | 4/27/2010 | 21:27:50 | 57.5     | A    | 40-90 | 0:07:48        | 562341.3252 | 53.8             | 69.7             | 64.0            | 61.1            |
| 236   | 4/27/2010 | 21:27:52 | 60.9     | A    | 40-90 | 0:07:50        | 1230268.771 | 53.8             | 69.7             | 64.0            | 61.1            |
| 237   | 4/27/2010 | 21:27:54 | 63.1     | A    | 40-90 | 0:07:52        | 2041737.945 | 53.8             | 69.7             | 64.0            | 61.1            |
| 238   | 4/27/2010 | 21:27:56 | 63.3     | A    | 40-90 | 0:07:54        | 2137962.09  | 53.8             | 69.7             | 64.0            | 61.1            |
| 239   | 4/27/2010 | 21:27:58 | 60.4     | A    | 40-90 | 0:07:56        | 1096478.196 | 53.8             | 69.7             | 64.0            | 61.1            |
| 240   | 4/27/2010 | 21:28:00 | 60.3     | A    | 40-90 | 0:07:58        | 1071519.305 | 53.8             | 69.7             | 64.0            | 61.1            |
| 241   | 4/27/2010 | 21:28:02 | 61.7     | A    | 40-90 | 0:08:00        | 1479108.388 | 53.8             | 69.7             | 64.0            | 61.1            |
| 242   | 4/27/2010 | 21:28:04 | 61.8     | A    | 40-90 | 0:08:02        | 1513561.248 | 53.8             | 69.7             | 64.0            | 61.1            |
| 243   | 4/27/2010 | 21:28:06 | 61.2     | A    | 40-90 | 0:08:04        | 1318256.739 | 53.8             | 69.7             | 64.0            | 61.1            |
| 244   | 4/27/2010 | 21:28:08 | 61.7     | A    | 40-90 | 0:08:06        | 1479108.388 | 53.8             | 69.7             | 64.0            | 61.1            |
| 245   | 4/27/2010 | 21:28:10 | 63.3     | A    | 40-90 | 0:08:08        | 2137962.09  | 53.8             | 69.7             | 64.0            | 61.1            |
| 246   | 4/27/2010 | 21:28:12 | 63.4     | A    | 40-90 | 0:08:10        | 2187761.624 | 53.8             | 69.7             | 64.0            | 61.1            |
| 247   | 4/27/2010 | 21:28:14 | 64.5     | A    | 40-90 | 0:08:12        | 2818382.931 | 53.8             | 69.7             | 64.0            | 61.1            |
| 248   | 4/27/2010 | 21:28:16 | 66.7     | A    | 40-90 | 0:08:14        | 4677351.413 | 53.8             | 69.7             | 64.0            | 61.1            |
| 249   | 4/27/2010 | 21:28:18 | 67.5     | A    | 40-90 | 0:08:16        | 5623413.252 | 53.8             | 69.7             | 64.0            | 61.1            |
| 250   | 4/27/2010 | 21:28:20 | 66.1     | A    | 40-90 | 0:08:18        | 4073802.778 | 53.8             | 69.7             | 64.0            | 61.1            |
| 251   | 4/27/2010 | 21:28:22 | 62.6     | A    | 40-90 | 0:08:20        | 1819700.859 | 53.8             | 69.7             | 64.0            | 61.1            |
| 252   | 4/27/2010 | 21:28:24 | 61.1     | A    | 40-90 | 0:08:22        | 1288249.552 | 53.8             | 69.7             | 64.0            | 61.1            |
| 253   | 4/27/2010 | 21:28:26 | 60.6     | A    | 40-90 | 0:08:24        | 1148153.621 | 53.8             | 69.7             | 64.0            | 61.1            |
| 254   | 4/27/2010 | 21:28:28 | 60.6     | A    | 40-90 | 0:08:26        | 1148153.621 | 53.8             | 69.7             | 64.0            | 61.1            |
| 255   | 4/27/2010 | 21:28:30 | 60.7     | A    | 40-90 | 0:08:28        | 1174897.555 | 53.8             | 69.7             | 64.0            | 61.1            |
| 256   | 4/27/2010 | 21:28:32 | 60.6     | A    | 40-90 | 0:08:30        | 1148153.621 | 53.8             | 69.7             | 64.0            | 61.1            |
| 257   | 4/27/2010 | 21:28:34 | 60.7     | A    | 40-90 | 0:08:32        | 1174897.555 | 53.8             | 69.7             | 64.0            | 61.1            |
| 258   | 4/27/2010 | 21:28:36 | 61.2     | A    | 40-90 | 0:08:34        | 1318256.739 | 53.8             | 69.7             | 64.0            | 61.1            |
| 259   | 4/27/2010 | 21:28:38 | 61.7     | A    | 40-90 | 0:08:36        | 1479108.388 | 53.8             | 69.7             | 64.0            | 61.1            |
| 260   | 4/27/2010 | 21:28:40 | 62       | A    | 40-90 | 0:08:38        | 1584893.192 | 53.8             | 69.7             | 64.0            | 61.1            |
| 261   | 4/27/2010 | 21:28:42 | 61.7     | A    | 40-90 | 0:08:40        | 1479108.388 | 53.8             | 69.7             | 64.0            | 61.1            |

## Receiver 5- Day

| Point | Date      | Time     | Pressure | Unit | Scale | Acumulate Time | 10^(1*A)    | L <sub>min</sub> | L <sub>max</sub> | L <sub>10</sub> | L <sub>eq</sub> |
|-------|-----------|----------|----------|------|-------|----------------|-------------|------------------|------------------|-----------------|-----------------|
| 262   | 4/27/2010 | 21:28:44 | 60.8     | A    | 40-90 | 0:08:42        | 1202264.435 | 53.8             | 69.7             | 64.0            | 61.1            |
| 263   | 4/27/2010 | 21:28:46 | 59.8     | A    | 40-90 | 0:08:44        | 954992.586  | 53.8             | 69.7             | 64.0            | 61.1            |
| 264   | 4/27/2010 | 21:28:48 | 59.6     | A    | 40-90 | 0:08:46        | 912010.8394 | 53.8             | 69.7             | 64.0            | 61.1            |
| 265   | 4/27/2010 | 21:28:50 | 59.3     | A    | 40-90 | 0:08:48        | 851138.0382 | 53.8             | 69.7             | 64.0            | 61.1            |
| 266   | 4/27/2010 | 21:28:52 | 59.8     | A    | 40-90 | 0:08:50        | 954992.586  | 53.8             | 69.7             | 64.0            | 61.1            |
| 267   | 4/27/2010 | 21:28:54 | 60       | A    | 40-90 | 0:08:52        | 1000000     | 53.8             | 69.7             | 64.0            | 61.1            |
| 268   | 4/27/2010 | 21:28:56 | 59.8     | A    | 40-90 | 0:08:54        | 954992.586  | 53.8             | 69.7             | 64.0            | 61.1            |
| 269   | 4/27/2010 | 21:28:58 | 59.4     | A    | 40-90 | 0:08:56        | 870963.59   | 53.8             | 69.7             | 64.0            | 61.1            |
| 270   | 4/27/2010 | 21:29:00 | 60       | A    | 40-90 | 0:08:58        | 1000000     | 53.8             | 69.7             | 64.0            | 61.1            |
| 271   | 4/27/2010 | 21:29:02 | 60.8     | A    | 40-90 | 0:09:00        | 1202264.435 | 53.8             | 69.7             | 64.0            | 61.1            |
| 272   | 4/27/2010 | 21:29:04 | 61       | A    | 40-90 | 0:09:02        | 1258925.412 | 53.8             | 69.7             | 64.0            | 61.1            |
| 273   | 4/27/2010 | 21:29:06 | 60.8     | A    | 40-90 | 0:09:04        | 1202264.435 | 53.8             | 69.7             | 64.0            | 61.1            |
| 274   | 4/27/2010 | 21:29:08 | 59       | A    | 40-90 | 0:09:06        | 794328.2347 | 53.8             | 69.7             | 64.0            | 61.1            |
| 275   | 4/27/2010 | 21:29:10 | 61.9     | A    | 40-90 | 0:09:08        | 1548816.619 | 53.8             | 69.7             | 64.0            | 61.1            |
| 276   | 4/27/2010 | 21:29:12 | 65.6     | A    | 40-90 | 0:09:10        | 3630780.548 | 53.8             | 69.7             | 64.0            | 61.1            |
| 277   | 4/27/2010 | 21:29:14 | 66.9     | A    | 40-90 | 0:09:12        | 4897788.194 | 53.8             | 69.7             | 64.0            | 61.1            |
| 278   | 4/27/2010 | 21:29:16 | 65.9     | A    | 40-90 | 0:09:14        | 3890451.45  | 53.8             | 69.7             | 64.0            | 61.1            |
| 279   | 4/27/2010 | 21:29:18 | 64.3     | A    | 40-90 | 0:09:16        | 2691534.804 | 53.8             | 69.7             | 64.0            | 61.1            |
| 280   | 4/27/2010 | 21:29:20 | 62.9     | A    | 40-90 | 0:09:18        | 1949844.6   | 53.8             | 69.7             | 64.0            | 61.1            |
| 281   | 4/27/2010 | 21:29:22 | 63.4     | A    | 40-90 | 0:09:20        | 2187761.624 | 53.8             | 69.7             | 64.0            | 61.1            |
| 282   | 4/27/2010 | 21:29:24 | 62.1     | A    | 40-90 | 0:09:22        | 1621810.097 | 53.8             | 69.7             | 64.0            | 61.1            |
| 283   | 4/27/2010 | 21:29:26 | 60.4     | A    | 40-90 | 0:09:24        | 1096478.196 | 53.8             | 69.7             | 64.0            | 61.1            |
| 284   | 4/27/2010 | 21:29:28 | 60.3     | A    | 40-90 | 0:09:26        | 1071519.305 | 53.8             | 69.7             | 64.0            | 61.1            |
| 285   | 4/27/2010 | 21:29:30 | 59.4     | A    | 40-90 | 0:09:28        | 870963.59   | 53.8             | 69.7             | 64.0            | 61.1            |
| 286   | 4/27/2010 | 21:29:32 | 61       | A    | 40-90 | 0:09:30        | 1258925.412 | 53.8             | 69.7             | 64.0            | 61.1            |
| 287   | 4/27/2010 | 21:29:34 | 62       | A    | 40-90 | 0:09:32        | 1584893.192 | 53.8             | 69.7             | 64.0            | 61.1            |
| 288   | 4/27/2010 | 21:29:36 | 61.9     | A    | 40-90 | 0:09:34        | 1548816.619 | 53.8             | 69.7             | 64.0            | 61.1            |
| 289   | 4/27/2010 | 21:29:38 | 60.6     | A    | 40-90 | 0:09:36        | 1148153.621 | 53.8             | 69.7             | 64.0            | 61.1            |
| 290   | 4/27/2010 | 21:29:40 | 61.9     | A    | 40-90 | 0:09:38        | 1548816.619 | 53.8             | 69.7             | 64.0            | 61.1            |

## Receiver 5- Day

| Point | Date      | Time     | Pressure | Unit | Scale | Acumulate Time | 10 <sup>^(.1*A)</sup> | L <sub>min</sub> | L <sub>max</sub> | L <sub>10</sub> | L <sub>eq</sub> |
|-------|-----------|----------|----------|------|-------|----------------|-----------------------|------------------|------------------|-----------------|-----------------|
| 291   | 4/27/2010 | 21:29:42 | 58.2     | A    | 40-90 | 0:09:40        | 660693.448            | 53.8             | 69.7             | 64.0            | 61.1            |
| 292   | 4/27/2010 | 21:29:44 | 57.2     | A    | 40-90 | 0:09:42        | 524807.4602           | 53.8             | 69.7             | 64.0            | 61.1            |
| 293   | 4/27/2010 | 21:29:46 | 56.6     | A    | 40-90 | 0:09:44        | 457088.1896           | 53.8             | 69.7             | 64.0            | 61.1            |
| 294   | 4/27/2010 | 21:29:48 | 56.7     | A    | 40-90 | 0:09:46        | 467735.1413           | 53.8             | 69.7             | 64.0            | 61.1            |
| 295   | 4/27/2010 | 21:29:50 | 57.3     | A    | 40-90 | 0:09:48        | 537031.7964           | 53.8             | 69.7             | 64.0            | 61.1            |
| 296   | 4/27/2010 | 21:29:52 | 59.8     | A    | 40-90 | 0:09:50        | 954992.586            | 53.8             | 69.7             | 64.0            | 61.1            |
| 297   | 4/27/2010 | 21:29:54 | 62.5     | A    | 40-90 | 0:09:52        | 1778279.41            | 53.8             | 69.7             | 64.0            | 61.1            |
| 298   | 4/27/2010 | 21:29:56 | 63.6     | A    | 40-90 | 0:09:54        | 2290867.653           | 53.8             | 69.7             | 64.0            | 61.1            |
| 299   | 4/27/2010 | 21:29:58 | 64.1     | A    | 40-90 | 0:09:56        | 2570395.783           | 53.8             | 69.7             | 64.0            | 61.1            |
| 300   | 4/27/2010 | 21:30:00 | 64.4     | A    | 40-90 | 0:09:58        | 2754228.703           | 53.8             | 69.7             | 64.0            | 61.1            |
| 301   | 4/27/2010 | 21:30:02 | 63.1     | A    | 40-90 | 0:10:00        | 2041737.945           | 53.8             | 69.7             | 64.0            | 61.1            |
| 302   | 4/27/2010 | 21:30:04 | 62.7     | A    | 40-90 | 0:10:02        | 1862087.137           | 53.8             | 69.7             | 64.0            | 61.1            |
| 303   | 4/27/2010 | 21:30:06 | 58.5     | A    | 40-90 | 0:10:04        | 707945.7844           | 53.8             | 69.7             | 64.0            | 61.1            |
| 304   | 4/27/2010 | 21:30:08 | 57.1     | A    | 40-90 | 0:10:06        | 512861.384            | 53.8             | 69.7             | 64.0            | 61.1            |
| 305   | 4/27/2010 | 21:30:10 | 58.9     | A    | 40-90 | 0:10:08        | 776247.1166           | 53.8             | 69.7             | 64.0            | 61.1            |
| 306   | 4/27/2010 | 21:30:12 | 61.7     | A    | 40-90 | 0:10:10        | 1479108.388           | 53.8             | 69.7             | 64.0            | 61.1            |
| 307   | 4/27/2010 | 21:30:14 | 61.8     | A    | 40-90 | 0:10:12        | 1513561.248           | 53.8             | 69.7             | 64.0            | 61.1            |
| 308   | 4/27/2010 | 21:30:16 | 61.2     | A    | 40-90 | 0:10:14        | 1318256.739           | 53.8             | 69.7             | 64.0            | 61.1            |
| 309   | 4/27/2010 | 21:30:18 | 61.5     | A    | 40-90 | 0:10:16        | 1412537.545           | 53.8             | 69.7             | 64.0            | 61.1            |
| 310   | 4/27/2010 | 21:30:20 | 58.7     | A    | 40-90 | 0:10:18        | 741310.2413           | 53.8             | 69.7             | 64.0            | 61.1            |
| 311   | 4/27/2010 | 21:30:22 | 58.1     | A    | 40-90 | 0:10:20        | 645654.229            | 53.8             | 69.7             | 64.0            | 61.1            |
| 312   | 4/27/2010 | 21:30:24 | 56.1     | A    | 40-90 | 0:10:22        | 407380.2778           | 53.8             | 69.7             | 64.0            | 61.1            |
| 313   | 4/27/2010 | 21:30:26 | 57.5     | A    | 40-90 | 0:10:24        | 562341.3252           | 53.8             | 69.7             | 64.0            | 61.1            |
| 314   | 4/27/2010 | 21:30:28 | 61.8     | A    | 40-90 | 0:10:26        | 1513561.248           | 53.8             | 69.7             | 64.0            | 61.1            |
| 315   | 4/27/2010 | 21:30:30 | 60.7     | A    | 40-90 | 0:10:28        | 1174897.555           | 53.8             | 69.7             | 64.0            | 61.1            |
| 316   | 4/27/2010 | 21:30:32 | 59.1     | A    | 40-90 | 0:10:30        | 812830.5162           | 53.8             | 69.7             | 64.0            | 61.1            |
| 317   | 4/27/2010 | 21:30:34 | 56.2     | A    | 40-90 | 0:10:32        | 416869.3835           | 53.8             | 69.7             | 64.0            | 61.1            |
| 318   | 4/27/2010 | 21:30:36 | 56.5     | A    | 40-90 | 0:10:34        | 446683.5922           | 53.8             | 69.7             | 64.0            | 61.1            |
| 319   | 4/27/2010 | 21:30:38 | 56.4     | A    | 40-90 | 0:10:36        | 436515.8322           | 53.8             | 69.7             | 64.0            | 61.1            |

## Receiver 5- Day

| Point | Date      | Time     | Pressure | Unit | Scale | Acumulate Time | 10^(1*A)    | L <sub>min</sub> | L <sub>max</sub> | L <sub>10</sub> | L <sub>eq</sub> |
|-------|-----------|----------|----------|------|-------|----------------|-------------|------------------|------------------|-----------------|-----------------|
| 320   | 4/27/2010 | 21:30:40 | 56.6     | A    | 40-90 | 0:10:38        | 457088.1896 | 53.8             | 69.7             | 64.0            | 61.1            |
| 321   | 4/27/2010 | 21:30:42 | 56.5     | A    | 40-90 | 0:10:40        | 446683.5922 | 53.8             | 69.7             | 64.0            | 61.1            |
| 322   | 4/27/2010 | 21:30:44 | 57       | A    | 40-90 | 0:10:42        | 501187.2336 | 53.8             | 69.7             | 64.0            | 61.1            |
| 323   | 4/27/2010 | 21:30:46 | 57.1     | A    | 40-90 | 0:10:44        | 512861.384  | 53.8             | 69.7             | 64.0            | 61.1            |
| 324   | 4/27/2010 | 21:30:48 | 57.7     | A    | 40-90 | 0:10:46        | 588843.6554 | 53.8             | 69.7             | 64.0            | 61.1            |
| 325   | 4/27/2010 | 21:30:50 | 57.9     | A    | 40-90 | 0:10:48        | 616595.0019 | 53.8             | 69.7             | 64.0            | 61.1            |
| 326   | 4/27/2010 | 21:30:52 | 59.5     | A    | 40-90 | 0:10:50        | 891250.9381 | 53.8             | 69.7             | 64.0            | 61.1            |
| 327   | 4/27/2010 | 21:30:54 | 61       | A    | 40-90 | 0:10:52        | 1258925.412 | 53.8             | 69.7             | 64.0            | 61.1            |
| 328   | 4/27/2010 | 21:30:56 | 62.5     | A    | 40-90 | 0:10:54        | 1778279.41  | 53.8             | 69.7             | 64.0            | 61.1            |
| 329   | 4/27/2010 | 21:30:58 | 64.1     | A    | 40-90 | 0:10:56        | 2570395.783 | 53.8             | 69.7             | 64.0            | 61.1            |
| 330   | 4/27/2010 | 21:31:00 | 64.1     | A    | 40-90 | 0:10:58        | 2570395.783 | 53.8             | 69.7             | 64.0            | 61.1            |
| 331   | 4/27/2010 | 21:31:02 | 61.6     | A    | 40-90 | 0:11:00        | 1445439.771 | 53.8             | 69.7             | 64.0            | 61.1            |
| 332   | 4/27/2010 | 21:31:04 | 60.7     | A    | 40-90 | 0:11:02        | 1174897.555 | 53.8             | 69.7             | 64.0            | 61.1            |
| 333   | 4/27/2010 | 21:31:06 | 58       | A    | 40-90 | 0:11:04        | 630957.3445 | 53.8             | 69.7             | 64.0            | 61.1            |
| 334   | 4/27/2010 | 21:31:08 | 56.6     | A    | 40-90 | 0:11:06        | 457088.1896 | 53.8             | 69.7             | 64.0            | 61.1            |
| 335   | 4/27/2010 | 21:31:10 | 56       | A    | 40-90 | 0:11:08        | 398107.1706 | 53.8             | 69.7             | 64.0            | 61.1            |
| 336   | 4/27/2010 | 21:31:12 | 56.1     | A    | 40-90 | 0:11:10        | 407380.2778 | 53.8             | 69.7             | 64.0            | 61.1            |
| 337   | 4/27/2010 | 21:31:14 | 56.5     | A    | 40-90 | 0:11:12        | 446683.5922 | 53.8             | 69.7             | 64.0            | 61.1            |
| 338   | 4/27/2010 | 21:31:16 | 57       | A    | 40-90 | 0:11:14        | 501187.2336 | 53.8             | 69.7             | 64.0            | 61.1            |
| 339   | 4/27/2010 | 21:31:18 | 57.9     | A    | 40-90 | 0:11:16        | 616595.0019 | 53.8             | 69.7             | 64.0            | 61.1            |
| 340   | 4/27/2010 | 21:31:20 | 61       | A    | 40-90 | 0:11:18        | 1258925.412 | 53.8             | 69.7             | 64.0            | 61.1            |
| 341   | 4/27/2010 | 21:31:22 | 63.2     | A    | 40-90 | 0:11:20        | 2089296.131 | 53.8             | 69.7             | 64.0            | 61.1            |
| 342   | 4/27/2010 | 21:31:24 | 64.6     | A    | 40-90 | 0:11:22        | 2884031.503 | 53.8             | 69.7             | 64.0            | 61.1            |
| 343   | 4/27/2010 | 21:31:26 | 64.3     | A    | 40-90 | 0:11:24        | 2691534.804 | 53.8             | 69.7             | 64.0            | 61.1            |
| 344   | 4/27/2010 | 21:31:28 | 61.2     | A    | 40-90 | 0:11:26        | 1318256.739 | 53.8             | 69.7             | 64.0            | 61.1            |
| 345   | 4/27/2010 | 21:31:30 | 59.9     | A    | 40-90 | 0:11:28        | 977237.221  | 53.8             | 69.7             | 64.0            | 61.1            |
| 346   | 4/27/2010 | 21:31:32 | 61.2     | A    | 40-90 | 0:11:30        | 1318256.739 | 53.8             | 69.7             | 64.0            | 61.1            |
| 347   | 4/27/2010 | 21:31:34 | 61.9     | A    | 40-90 | 0:11:32        | 1548816.619 | 53.8             | 69.7             | 64.0            | 61.1            |
| 348   | 4/27/2010 | 21:31:36 | 63.6     | A    | 40-90 | 0:11:34        | 2290867.653 | 53.8             | 69.7             | 64.0            | 61.1            |



## Receiver 5- Day

| Point | Date      | Time     | Pressure | Unit | Scale | Acumulate Time | 10 <sup>^(1*A)</sup> | L <sub>min</sub> | L <sub>max</sub> | L <sub>10</sub> | L <sub>eq</sub> |
|-------|-----------|----------|----------|------|-------|----------------|----------------------|------------------|------------------|-----------------|-----------------|
| 349   | 4/27/2010 | 21:31:38 | 64.5     | A    | 40-90 | 0:11:36        | 2818382.931          | 53.8             | 69.7             | 64.0            | 61.1            |
| 350   | 4/27/2010 | 21:31:40 | 64       | A    | 40-90 | 0:11:38        | 2511886.432          | 53.8             | 69.7             | 64.0            | 61.1            |
| 351   | 4/27/2010 | 21:31:42 | 63.1     | A    | 40-90 | 0:11:40        | 2041737.945          | 53.8             | 69.7             | 64.0            | 61.1            |
| 352   | 4/27/2010 | 21:31:44 | 60.6     | A    | 40-90 | 0:11:42        | 1148153.621          | 53.8             | 69.7             | 64.0            | 61.1            |
| 353   | 4/27/2010 | 21:31:46 | 60.1     | A    | 40-90 | 0:11:44        | 1023292.992          | 53.8             | 69.7             | 64.0            | 61.1            |
| 354   | 4/27/2010 | 21:31:48 | 60       | A    | 40-90 | 0:11:46        | 1000000              | 53.8             | 69.7             | 64.0            | 61.1            |
| 355   | 4/27/2010 | 21:31:50 | 59.5     | A    | 40-90 | 0:11:48        | 891250.9381          | 53.8             | 69.7             | 64.0            | 61.1            |
| 356   | 4/27/2010 | 21:31:52 | 58.8     | A    | 40-90 | 0:11:50        | 758577.575           | 53.8             | 69.7             | 64.0            | 61.1            |
| 357   | 4/27/2010 | 21:31:54 | 56.6     | A    | 40-90 | 0:11:52        | 457088.1896          | 53.8             | 69.7             | 64.0            | 61.1            |
| 358   | 4/27/2010 | 21:31:56 | 55.6     | A    | 40-90 | 0:11:54        | 363078.0548          | 53.8             | 69.7             | 64.0            | 61.1            |
| 359   | 4/27/2010 | 21:31:58 | 55.3     | A    | 40-90 | 0:11:56        | 338844.1561          | 53.8             | 69.7             | 64.0            | 61.1            |
| 360   | 4/27/2010 | 21:32:00 | 56.9     | A    | 40-90 | 0:11:58        | 489778.8194          | 53.8             | 69.7             | 64.0            | 61.1            |
| 361   | 4/27/2010 | 21:32:02 | 59       | A    | 40-90 | 0:12:00        | 794328.2347          | 53.8             | 69.7             | 64.0            | 61.1            |
| 362   | 4/27/2010 | 21:32:04 | 60.7     | A    | 40-90 | 0:12:02        | 1174897.555          | 53.8             | 69.7             | 64.0            | 61.1            |
| 363   | 4/27/2010 | 21:32:06 | 60.4     | A    | 40-90 | 0:12:04        | 1096478.196          | 53.8             | 69.7             | 64.0            | 61.1            |
| 364   | 4/27/2010 | 21:32:08 | 58.8     | A    | 40-90 | 0:12:06        | 758577.575           | 53.8             | 69.7             | 64.0            | 61.1            |
| 365   | 4/27/2010 | 21:32:10 | 57.5     | A    | 40-90 | 0:12:08        | 562341.3252          | 53.8             | 69.7             | 64.0            | 61.1            |
| 366   | 4/27/2010 | 21:32:12 | 57.1     | A    | 40-90 | 0:12:10        | 512861.384           | 53.8             | 69.7             | 64.0            | 61.1            |
| 367   | 4/27/2010 | 21:32:14 | 57       | A    | 40-90 | 0:12:12        | 501187.2336          | 53.8             | 69.7             | 64.0            | 61.1            |
| 368   | 4/27/2010 | 21:32:16 | 58.1     | A    | 40-90 | 0:12:14        | 645654.229           | 53.8             | 69.7             | 64.0            | 61.1            |
| 369   | 4/27/2010 | 21:32:18 | 57.8     | A    | 40-90 | 0:12:16        | 602559.5861          | 53.8             | 69.7             | 64.0            | 61.1            |
| 370   | 4/27/2010 | 21:32:20 | 58.8     | A    | 40-90 | 0:12:18        | 758577.575           | 53.8             | 69.7             | 64.0            | 61.1            |
| 371   | 4/27/2010 | 21:32:22 | 61.3     | A    | 40-90 | 0:12:20        | 1348962.883          | 53.8             | 69.7             | 64.0            | 61.1            |
| 372   | 4/27/2010 | 21:32:24 | 64.6     | A    | 40-90 | 0:12:22        | 2884031.503          | 53.8             | 69.7             | 64.0            | 61.1            |
| 373   | 4/27/2010 | 21:32:26 | 65.8     | A    | 40-90 | 0:12:24        | 3801893.963          | 53.8             | 69.7             | 64.0            | 61.1            |
| 374   | 4/27/2010 | 21:32:28 | 64.3     | A    | 40-90 | 0:12:26        | 2691534.804          | 53.8             | 69.7             | 64.0            | 61.1            |
| 375   | 4/27/2010 | 21:32:30 | 63.5     | A    | 40-90 | 0:12:28        | 2238721.139          | 53.8             | 69.7             | 64.0            | 61.1            |
| 376   | 4/27/2010 | 21:32:32 | 64.3     | A    | 40-90 | 0:12:30        | 2691534.804          | 53.8             | 69.7             | 64.0            | 61.1            |
| 377   | 4/27/2010 | 21:32:34 | 64.4     | A    | 40-90 | 0:12:32        | 2754228.703          | 53.8             | 69.7             | 64.0            | 61.1            |

## Receiver 5- Day

| Point | Date      | Time     | Pressure | Unit | Scale | Acumulate Time | 10^(1*A)    | L <sub>min</sub> | L <sub>max</sub> | L <sub>10</sub> | L <sub>eq</sub> |
|-------|-----------|----------|----------|------|-------|----------------|-------------|------------------|------------------|-----------------|-----------------|
| 378   | 4/27/2010 | 21:32:36 | 63       | A    | 40-90 | 0:12:34        | 1995262.315 | 53.8             | 69.7             | 64.0            | 61.1            |
| 379   | 4/27/2010 | 21:32:38 | 61.5     | A    | 40-90 | 0:12:36        | 1412537.545 | 53.8             | 69.7             | 64.0            | 61.1            |
| 380   | 4/27/2010 | 21:32:40 | 61       | A    | 40-90 | 0:12:38        | 1258925.412 | 53.8             | 69.7             | 64.0            | 61.1            |
| 381   | 4/27/2010 | 21:32:42 | 59.2     | A    | 40-90 | 0:12:40        | 831763.7711 | 53.8             | 69.7             | 64.0            | 61.1            |
| 382   | 4/27/2010 | 21:32:44 | 60       | A    | 40-90 | 0:12:42        | 1000000     | 53.8             | 69.7             | 64.0            | 61.1            |
| 383   | 4/27/2010 | 21:32:46 | 59.4     | A    | 40-90 | 0:12:44        | 870963.59   | 53.8             | 69.7             | 64.0            | 61.1            |
| 384   | 4/27/2010 | 21:32:48 | 57.7     | A    | 40-90 | 0:12:46        | 588843.6554 | 53.8             | 69.7             | 64.0            | 61.1            |
| 385   | 4/27/2010 | 21:32:50 | 59.5     | A    | 40-90 | 0:12:48        | 891250.9381 | 53.8             | 69.7             | 64.0            | 61.1            |
| 386   | 4/27/2010 | 21:32:52 | 62.3     | A    | 40-90 | 0:12:50        | 1698243.652 | 53.8             | 69.7             | 64.0            | 61.1            |
| 387   | 4/27/2010 | 21:32:54 | 62.8     | A    | 40-90 | 0:12:52        | 1905460.718 | 53.8             | 69.7             | 64.0            | 61.1            |
| 388   | 4/27/2010 | 21:32:56 | 62.8     | A    | 40-90 | 0:12:54        | 1905460.718 | 53.8             | 69.7             | 64.0            | 61.1            |
| 389   | 4/27/2010 | 21:32:58 | 62.6     | A    | 40-90 | 0:12:56        | 1819700.859 | 53.8             | 69.7             | 64.0            | 61.1            |
| 390   | 4/27/2010 | 21:33:00 | 61.8     | A    | 40-90 | 0:12:58        | 1513561.248 | 53.8             | 69.7             | 64.0            | 61.1            |
| 391   | 4/27/2010 | 21:33:02 | 62.1     | A    | 40-90 | 0:13:00        | 1621810.097 | 53.8             | 69.7             | 64.0            | 61.1            |
| 392   | 4/27/2010 | 21:33:04 | 60.5     | A    | 40-90 | 0:13:02        | 1122018.454 | 53.8             | 69.7             | 64.0            | 61.1            |
| 393   | 4/27/2010 | 21:33:06 | 60.1     | A    | 40-90 | 0:13:04        | 1023292.992 | 53.8             | 69.7             | 64.0            | 61.1            |
| 394   | 4/27/2010 | 21:33:08 | 60.1     | A    | 40-90 | 0:13:06        | 1023292.992 | 53.8             | 69.7             | 64.0            | 61.1            |
| 395   | 4/27/2010 | 21:33:10 | 59.5     | A    | 40-90 | 0:13:08        | 891250.9381 | 53.8             | 69.7             | 64.0            | 61.1            |
| 396   | 4/27/2010 | 21:33:12 | 59.1     | A    | 40-90 | 0:13:10        | 812830.5162 | 53.8             | 69.7             | 64.0            | 61.1            |
| 397   | 4/27/2010 | 21:33:14 | 58.6     | A    | 40-90 | 0:13:12        | 724435.9601 | 53.8             | 69.7             | 64.0            | 61.1            |
| 398   | 4/27/2010 | 21:33:16 | 57.9     | A    | 40-90 | 0:13:14        | 616595.0019 | 53.8             | 69.7             | 64.0            | 61.1            |
| 399   | 4/27/2010 | 21:33:18 | 58.1     | A    | 40-90 | 0:13:16        | 645654.229  | 53.8             | 69.7             | 64.0            | 61.1            |
| 400   | 4/27/2010 | 21:33:20 | 57.2     | A    | 40-90 | 0:13:18        | 524807.4602 | 53.8             | 69.7             | 64.0            | 61.1            |
| 401   | 4/27/2010 | 21:33:22 | 58.3     | A    | 40-90 | 0:13:20        | 676082.9754 | 53.8             | 69.7             | 64.0            | 61.1            |
| 402   | 4/27/2010 | 21:33:24 | 58.4     | A    | 40-90 | 0:13:22        | 691830.9709 | 53.8             | 69.7             | 64.0            | 61.1            |
| 403   | 4/27/2010 | 21:33:26 | 57.1     | A    | 40-90 | 0:13:24        | 512861.384  | 53.8             | 69.7             | 64.0            | 61.1            |
| 404   | 4/27/2010 | 21:33:28 | 57.4     | A    | 40-90 | 0:13:26        | 549540.8739 | 53.8             | 69.7             | 64.0            | 61.1            |
| 405   | 4/27/2010 | 21:33:30 | 57.9     | A    | 40-90 | 0:13:28        | 616595.0019 | 53.8             | 69.7             | 64.0            | 61.1            |
| 406   | 4/27/2010 | 21:33:32 | 58.6     | A    | 40-90 | 0:13:30        | 724435.9601 | 53.8             | 69.7             | 64.0            | 61.1            |

## Receiver 5- Day

| Point | Date      | Time     | Pressure | Unit | Scale | Acumulate Time | 10^(.1*A)   | L <sub>min</sub> | L <sub>max</sub> | L <sub>10</sub> | L <sub>eq</sub> |
|-------|-----------|----------|----------|------|-------|----------------|-------------|------------------|------------------|-----------------|-----------------|
| 407   | 4/27/2010 | 21:33:34 | 57.6     | A    | 40-90 | 0:13:32        | 575439.9373 | 53.8             | 69.7             | 64.0            | 61.1            |
| 408   | 4/27/2010 | 21:33:36 | 56.4     | A    | 40-90 | 0:13:34        | 436515.8322 | 53.8             | 69.7             | 64.0            | 61.1            |
| 409   | 4/27/2010 | 21:33:38 | 58.5     | A    | 40-90 | 0:13:36        | 707945.7844 | 53.8             | 69.7             | 64.0            | 61.1            |
| 410   | 4/27/2010 | 21:33:40 | 63.7     | A    | 40-90 | 0:13:38        | 2344228.815 | 53.8             | 69.7             | 64.0            | 61.1            |
| 411   | 4/27/2010 | 21:33:42 | 64.5     | A    | 40-90 | 0:13:40        | 2818382.931 | 53.8             | 69.7             | 64.0            | 61.1            |
| 412   | 4/27/2010 | 21:33:44 | 64.3     | A    | 40-90 | 0:13:42        | 2691534.804 | 53.8             | 69.7             | 64.0            | 61.1            |
| 413   | 4/27/2010 | 21:33:46 | 61.5     | A    | 40-90 | 0:13:44        | 1412537.545 | 53.8             | 69.7             | 64.0            | 61.1            |
| 414   | 4/27/2010 | 21:33:48 | 60.3     | A    | 40-90 | 0:13:46        | 1071519.305 | 53.8             | 69.7             | 64.0            | 61.1            |
| 415   | 4/27/2010 | 21:33:50 | 60.5     | A    | 40-90 | 0:13:48        | 1122018.454 | 53.8             | 69.7             | 64.0            | 61.1            |
| 416   | 4/27/2010 | 21:33:52 | 61.1     | A    | 40-90 | 0:13:50        | 1288249.552 | 53.8             | 69.7             | 64.0            | 61.1            |
| 417   | 4/27/2010 | 21:33:54 | 61.9     | A    | 40-90 | 0:13:52        | 1548816.619 | 53.8             | 69.7             | 64.0            | 61.1            |
| 418   | 4/27/2010 | 21:33:56 | 61.8     | A    | 40-90 | 0:13:54        | 1513561.248 | 53.8             | 69.7             | 64.0            | 61.1            |
| 419   | 4/27/2010 | 21:33:58 | 61       | A    | 40-90 | 0:13:56        | 1258925.412 | 53.8             | 69.7             | 64.0            | 61.1            |
| 420   | 4/27/2010 | 21:34:00 | 59.5     | A    | 40-90 | 0:13:58        | 891250.9381 | 53.8             | 69.7             | 64.0            | 61.1            |
| 421   | 4/27/2010 | 21:34:02 | 58.8     | A    | 40-90 | 0:14:00        | 758577.575  | 53.8             | 69.7             | 64.0            | 61.1            |
| 422   | 4/27/2010 | 21:34:04 | 57.1     | A    | 40-90 | 0:14:02        | 512861.384  | 53.8             | 69.7             | 64.0            | 61.1            |
| 423   | 4/27/2010 | 21:34:06 | 57       | A    | 40-90 | 0:14:04        | 501187.2336 | 53.8             | 69.7             | 64.0            | 61.1            |
| 424   | 4/27/2010 | 21:34:08 | 60.2     | A    | 40-90 | 0:14:06        | 1047128.548 | 53.8             | 69.7             | 64.0            | 61.1            |
| 425   | 4/27/2010 | 21:34:10 | 63.8     | A    | 40-90 | 0:14:08        | 2398832.919 | 53.8             | 69.7             | 64.0            | 61.1            |
| 426   | 4/27/2010 | 21:34:12 | 64.7     | A    | 40-90 | 0:14:10        | 2951209.227 | 53.8             | 69.7             | 64.0            | 61.1            |
| 427   | 4/27/2010 | 21:34:14 | 58.3     | A    | 40-90 | 0:14:12        | 676082.9754 | 53.8             | 69.7             | 64.0            | 61.1            |
| 428   | 4/27/2010 | 21:34:16 | 56.9     | A    | 40-90 | 0:14:14        | 489778.8194 | 53.8             | 69.7             | 64.0            | 61.1            |
| 429   | 4/27/2010 | 21:34:18 | 57.3     | A    | 40-90 | 0:14:16        | 537031.7964 | 53.8             | 69.7             | 64.0            | 61.1            |
| 430   | 4/27/2010 | 21:34:20 | 58       | A    | 40-90 | 0:14:18        | 630957.3445 | 53.8             | 69.7             | 64.0            | 61.1            |
| 431   | 4/27/2010 | 21:34:22 | 57.1     | A    | 40-90 | 0:14:20        | 512861.384  | 53.8             | 69.7             | 64.0            | 61.1            |
| 432   | 4/27/2010 | 21:34:24 | 57.5     | A    | 40-90 | 0:14:22        | 562341.3252 | 53.8             | 69.7             | 64.0            | 61.1            |
| 433   | 4/27/2010 | 21:34:26 | 55.4     | A    | 40-90 | 0:14:24        | 346736.8505 | 53.8             | 69.7             | 64.0            | 61.1            |
| 434   | 4/27/2010 | 21:34:28 | 54.4     | A    | 40-90 | 0:14:26        | 275422.8703 | 53.8             | 69.7             | 64.0            | 61.1            |
| 435   | 4/27/2010 | 21:34:30 | 55.2     | A    | 40-90 | 0:14:28        | 331131.1215 | 53.8             | 69.7             | 64.0            | 61.1            |

## Receiver 5- Day

| Point | Date      | Time     | Pressure | Unit | Scale | Acumulate Time | 10^(.1*A)   | L <sub>min</sub> | L <sub>max</sub> | L <sub>10</sub> | L <sub>eq</sub> |
|-------|-----------|----------|----------|------|-------|----------------|-------------|------------------|------------------|-----------------|-----------------|
| 436   | 4/27/2010 | 21:34:32 | 57.8     | A    | 40-90 | 0:14:30        | 602559.5861 | 53.8             | 69.7             | 64.0            | 61.1            |
| 437   | 4/27/2010 | 21:34:34 | 57.4     | A    | 40-90 | 0:14:32        | 549540.8739 | 53.8             | 69.7             | 64.0            | 61.1            |
| 438   | 4/27/2010 | 21:34:36 | 61.2     | A    | 40-90 | 0:14:34        | 1318256.739 | 53.8             | 69.7             | 64.0            | 61.1            |
| 439   | 4/27/2010 | 21:34:38 | 59.3     | A    | 40-90 | 0:14:36        | 851138.0382 | 53.8             | 69.7             | 64.0            | 61.1            |
| 440   | 4/27/2010 | 21:34:40 | 60.5     | A    | 40-90 | 0:14:38        | 1122018.454 | 53.8             | 69.7             | 64.0            | 61.1            |
| 441   | 4/27/2010 | 21:34:42 | 58.7     | A    | 40-90 | 0:14:40        | 741310.2413 | 53.8             | 69.7             | 64.0            | 61.1            |
| 442   | 4/27/2010 | 21:34:44 | 56.9     | A    | 40-90 | 0:14:42        | 489778.8194 | 53.8             | 69.7             | 64.0            | 61.1            |
| 443   | 4/27/2010 | 21:34:46 | 59.5     | A    | 40-90 | 0:14:44        | 891250.9381 | 53.8             | 69.7             | 64.0            | 61.1            |
| 444   | 4/27/2010 | 21:34:48 | 57.5     | A    | 40-90 | 0:14:46        | 562341.3252 | 53.8             | 69.7             | 64.0            | 61.1            |
| 445   | 4/27/2010 | 21:34:50 | 60.7     | A    | 40-90 | 0:14:48        | 1174897.555 | 53.8             | 69.7             | 64.0            | 61.1            |
| 446   | 4/27/2010 | 21:34:52 | 62.7     | A    | 40-90 | 0:14:50        | 1862087.137 | 53.8             | 69.7             | 64.0            | 61.1            |
| 447   | 4/27/2010 | 21:34:54 | 62.8     | A    | 40-90 | 0:14:52        | 1905460.718 | 53.8             | 69.7             | 64.0            | 61.1            |
| 448   | 4/27/2010 | 21:34:56 | 61       | A    | 40-90 | 0:14:54        | 1258925.412 | 53.8             | 69.7             | 64.0            | 61.1            |
| 449   | 4/27/2010 | 21:34:58 | 59.4     | A    | 40-90 | 0:14:56        | 870963.59   | 53.8             | 69.7             | 64.0            | 61.1            |
| 450   | 4/27/2010 | 21:35:00 | 60       | A    | 40-90 | 0:14:58        | 1000000     | 53.8             | 69.7             | 64.0            | 61.1            |
| 451   | 4/27/2010 | 21:35:02 | 61.4     | A    | 40-90 | 0:15:00        | 1380384.265 | 53.8             | 69.7             | 64.0            | 61.1            |
| 452   | 4/27/2010 | 21:35:04 | 62.2     | A    | 40-90 | 0:15:02        | 1659586.907 | 53.8             | 69.7             | 64.0            | 61.1            |
| 453   | 4/27/2010 | 21:35:06 | 61.3     | A    | 40-90 | 0:15:04        | 1348962.883 | 53.8             | 69.7             | 64.0            | 61.1            |
| 454   | 4/27/2010 | 21:35:08 | 61.9     | A    | 40-90 | 0:15:06        | 1548816.619 | 53.8             | 69.7             | 64.0            | 61.1            |
| 455   | 4/27/2010 | 21:35:10 | 62.2     | A    | 40-90 | 0:15:08        | 1659586.907 | 53.8             | 69.7             | 64.0            | 61.1            |
| 456   | 4/27/2010 | 21:35:12 | 65.9     | A    | 40-90 | 0:15:10        | 3890451.45  | 53.8             | 69.7             | 64.0            | 61.1            |
| 457   | 4/27/2010 | 21:35:14 | 64.6     | A    | 40-90 | 0:15:12        | 2884031.503 | 53.8             | 69.7             | 64.0            | 61.1            |
| 458   | 4/27/2010 | 21:35:16 | 62.4     | A    | 40-90 | 0:15:14        | 1737800.829 | 53.8             | 69.7             | 64.0            | 61.1            |
| 459   | 4/27/2010 | 21:35:18 | 61.2     | A    | 40-90 | 0:15:16        | 1318256.739 | 53.8             | 69.7             | 64.0            | 61.1            |
| 460   | 4/27/2010 | 21:35:20 | 56       | A    | 40-90 | 0:15:18        | 398107.1706 | 53.8             | 69.7             | 64.0            | 61.1            |
| 461   | 4/27/2010 | 21:35:22 | 54.8     | A    | 40-90 | 0:15:20        | 301995.172  | 53.8             | 69.7             | 64.0            | 61.1            |
| 462   | 4/27/2010 | 21:35:24 | 54.3     | A    | 40-90 | 0:15:22        | 269153.4804 | 53.8             | 69.7             | 64.0            | 61.1            |
| 463   | 4/27/2010 | 21:35:26 | 53.9     | A    | 40-90 | 0:15:24        | 245470.8916 | 53.8             | 69.7             | 64.0            | 61.1            |
| 464   | 4/27/2010 | 21:35:28 | 55.1     | A    | 40-90 | 0:15:26        | 323593.6569 | 53.8             | 69.7             | 64.0            | 61.1            |

## Receiver 5- Day

| Point | Date      | Time     | Pressure | Unit | Scale | Acumulate Time | 10^(.1*A)   | L <sub>min</sub> | L <sub>max</sub> | L <sub>10</sub> | L <sub>eq</sub> |
|-------|-----------|----------|----------|------|-------|----------------|-------------|------------------|------------------|-----------------|-----------------|
| 465   | 4/27/2010 | 21:35:30 | 55       | A    | 40-90 | 0:15:28        | 316227.766  | 53.8             | 69.7             | 64.0            | 61.1            |
| 466   | 4/27/2010 | 21:35:32 | 56       | A    | 40-90 | 0:15:30        | 398107.1706 | 53.8             | 69.7             | 64.0            | 61.1            |
| 467   | 4/27/2010 | 21:35:34 | 59.4     | A    | 40-90 | 0:15:32        | 870963.59   | 53.8             | 69.7             | 64.0            | 61.1            |
| 468   | 4/27/2010 | 21:35:36 | 63       | A    | 40-90 | 0:15:34        | 1995262.315 | 53.8             | 69.7             | 64.0            | 61.1            |
| 469   | 4/27/2010 | 21:35:38 | 63.7     | A    | 40-90 | 0:15:36        | 2344228.815 | 53.8             | 69.7             | 64.0            | 61.1            |
| 470   | 4/27/2010 | 21:35:40 | 63.4     | A    | 40-90 | 0:15:38        | 2187761.624 | 53.8             | 69.7             | 64.0            | 61.1            |
| 471   | 4/27/2010 | 21:35:42 | 61.7     | A    | 40-90 | 0:15:40        | 1479108.388 | 53.8             | 69.7             | 64.0            | 61.1            |
| 472   | 4/27/2010 | 21:35:44 | 61.7     | A    | 40-90 | 0:15:42        | 1479108.388 | 53.8             | 69.7             | 64.0            | 61.1            |
| 473   | 4/27/2010 | 21:35:46 | 56.8     | A    | 40-90 | 0:15:44        | 478630.0923 | 53.8             | 69.7             | 64.0            | 61.1            |
| 474   | 4/27/2010 | 21:35:48 | 54.8     | A    | 40-90 | 0:15:46        | 301995.172  | 53.8             | 69.7             | 64.0            | 61.1            |
| 475   | 4/27/2010 | 21:35:50 | 54.4     | A    | 40-90 | 0:15:48        | 275422.8703 | 53.8             | 69.7             | 64.0            | 61.1            |
| 476   | 4/27/2010 | 21:35:52 | 54.1     | A    | 40-90 | 0:15:50        | 257039.5783 | 53.8             | 69.7             | 64.0            | 61.1            |
| 477   | 4/27/2010 | 21:35:54 | 54.1     | A    | 40-90 | 0:15:52        | 257039.5783 | 53.8             | 69.7             | 64.0            | 61.1            |
| 478   | 4/27/2010 | 21:35:56 | 53.8     | A    | 40-90 | 0:15:54        | 239883.2919 | 53.8             | 69.7             | 64.0            | 61.1            |
| 479   | 4/27/2010 | 21:35:58 | 53.9     | A    | 40-90 | 0:15:56        | 245470.8916 | 53.8             | 69.7             | 64.0            | 61.1            |
| 480   | 4/27/2010 | 21:36:00 | 54.9     | A    | 40-90 | 0:15:58        | 309029.5433 | 53.8             | 69.7             | 64.0            | 61.1            |
| 481   | 4/27/2010 | 21:36:02 | 54.4     | A    | 40-90 | 0:16:00        | 275422.8703 | 53.8             | 69.7             | 64.0            | 61.1            |
| 482   | 4/27/2010 | 21:36:04 | 58.4     | A    | 40-90 | 0:16:02        | 691830.9709 | 53.8             | 69.7             | 64.0            | 61.1            |
| 483   | 4/27/2010 | 21:36:06 | 58.8     | A    | 40-90 | 0:16:04        | 758577.575  | 53.8             | 69.7             | 64.0            | 61.1            |
| 484   | 4/27/2010 | 21:36:08 | 60       | A    | 40-90 | 0:16:06        | 1000000     | 53.8             | 69.7             | 64.0            | 61.1            |
| 485   | 4/27/2010 | 21:36:10 | 56.2     | A    | 40-90 | 0:16:08        | 416869.3835 | 53.8             | 69.7             | 64.0            | 61.1            |
| 486   | 4/27/2010 | 21:36:12 | 54.8     | A    | 40-90 | 0:16:10        | 301995.172  | 53.8             | 69.7             | 64.0            | 61.1            |
| 487   | 4/27/2010 | 21:36:14 | 55       | A    | 40-90 | 0:16:12        | 316227.766  | 53.8             | 69.7             | 64.0            | 61.1            |
| 488   | 4/27/2010 | 21:36:16 | 59.3     | A    | 40-90 | 0:16:14        | 851138.0382 | 53.8             | 69.7             | 64.0            | 61.1            |
| 489   | 4/27/2010 | 21:36:18 | 62       | A    | 40-90 | 0:16:16        | 1584893.192 | 53.8             | 69.7             | 64.0            | 61.1            |
| 490   | 4/27/2010 | 21:36:20 | 64       | A    | 40-90 | 0:16:18        | 2511886.432 | 53.8             | 69.7             | 64.0            | 61.1            |
| 491   | 4/27/2010 | 21:36:22 | 61.8     | A    | 40-90 | 0:16:20        | 1513561.248 | 53.8             | 69.7             | 64.0            | 61.1            |
| 492   | 4/27/2010 | 21:36:24 | 61.3     | A    | 40-90 | 0:16:22        | 1348962.883 | 53.8             | 69.7             | 64.0            | 61.1            |
| 493   | 4/27/2010 | 21:36:26 | 56.9     | A    | 40-90 | 0:16:24        | 489778.8194 | 53.8             | 69.7             | 64.0            | 61.1            |

## Receiver 5- Day

| Point | Date      | Time     | Pressure | Unit | Scale | Acumulate Time | 10 <sup>^(.1*A)</sup> | L <sub>min</sub> | L <sub>max</sub> | L <sub>10</sub> | L <sub>eq</sub> |
|-------|-----------|----------|----------|------|-------|----------------|-----------------------|------------------|------------------|-----------------|-----------------|
| 494   | 4/27/2010 | 21:36:28 | 57.5     | A    | 40-90 | 0:16:26        | 562341.3252           | 53.8             | 69.7             | 64.0            | 61.1            |
| 495   | 4/27/2010 | 21:36:30 | 58.9     | A    | 40-90 | 0:16:28        | 776247.1166           | 53.8             | 69.7             | 64.0            | 61.1            |
| 496   | 4/27/2010 | 21:36:32 | 59.9     | A    | 40-90 | 0:16:30        | 977237.221            | 53.8             | 69.7             | 64.0            | 61.1            |
| 497   | 4/27/2010 | 21:36:34 | 60       | A    | 40-90 | 0:16:32        | 1000000               | 53.8             | 69.7             | 64.0            | 61.1            |
| 498   | 4/27/2010 | 21:36:36 | 58.8     | A    | 40-90 | 0:16:34        | 758577.575            | 53.8             | 69.7             | 64.0            | 61.1            |
| 499   | 4/27/2010 | 21:36:38 | 57.4     | A    | 40-90 | 0:16:36        | 549540.8739           | 53.8             | 69.7             | 64.0            | 61.1            |
| 500   | 4/27/2010 | 21:36:40 | 57.8     | A    | 40-90 | 0:16:38        | 602559.5861           | 53.8             | 69.7             | 64.0            | 61.1            |
| 501   | 4/27/2010 | 21:36:42 | 59.9     | A    | 40-90 | 0:16:40        | 977237.221            | 53.8             | 69.7             | 64.0            | 61.1            |
| 502   | 4/27/2010 | 21:36:44 | 60.1     | A    | 40-90 | 0:16:42        | 1023292.992           | 53.8             | 69.7             | 64.0            | 61.1            |
| 503   | 4/27/2010 | 21:36:46 | 58.6     | A    | 40-90 | 0:16:44        | 724435.9601           | 53.8             | 69.7             | 64.0            | 61.1            |
| 504   | 4/27/2010 | 21:36:48 | 57.4     | A    | 40-90 | 0:16:46        | 549540.8739           | 53.8             | 69.7             | 64.0            | 61.1            |
| 505   | 4/27/2010 | 21:36:50 | 57.2     | A    | 40-90 | 0:16:48        | 524807.4602           | 53.8             | 69.7             | 64.0            | 61.1            |
| 506   | 4/27/2010 | 21:36:52 | 59.2     | A    | 40-90 | 0:16:50        | 831763.7711           | 53.8             | 69.7             | 64.0            | 61.1            |
| 507   | 4/27/2010 | 21:36:54 | 61.4     | A    | 40-90 | 0:16:52        | 1380384.265           | 53.8             | 69.7             | 64.0            | 61.1            |
| 508   | 4/27/2010 | 21:36:56 | 63.4     | A    | 40-90 | 0:16:54        | 2187761.624           | 53.8             | 69.7             | 64.0            | 61.1            |
| 509   | 4/27/2010 | 21:36:58 | 62.9     | A    | 40-90 | 0:16:56        | 1949844.6             | 53.8             | 69.7             | 64.0            | 61.1            |
| 510   | 4/27/2010 | 21:37:00 | 59.6     | A    | 40-90 | 0:16:58        | 912010.8394           | 53.8             | 69.7             | 64.0            | 61.1            |
| 511   | 4/27/2010 | 21:37:02 | 59.7     | A    | 40-90 | 0:17:00        | 933254.3008           | 53.8             | 69.7             | 64.0            | 61.1            |
| 512   | 4/27/2010 | 21:37:04 | 57.4     | A    | 40-90 | 0:17:02        | 549540.8739           | 53.8             | 69.7             | 64.0            | 61.1            |
| 513   | 4/27/2010 | 21:37:06 | 55.2     | A    | 40-90 | 0:17:04        | 331131.1215           | 53.8             | 69.7             | 64.0            | 61.1            |
| 514   | 4/27/2010 | 21:37:08 | 54.6     | A    | 40-90 | 0:17:06        | 288403.1503           | 53.8             | 69.7             | 64.0            | 61.1            |
| 515   | 4/27/2010 | 21:37:10 | 55.6     | A    | 40-90 | 0:17:08        | 363078.0548           | 53.8             | 69.7             | 64.0            | 61.1            |
| 516   | 4/27/2010 | 21:37:12 | 59       | A    | 40-90 | 0:17:10        | 794328.2347           | 53.8             | 69.7             | 64.0            | 61.1            |
| 517   | 4/27/2010 | 21:37:14 | 62.8     | A    | 40-90 | 0:17:12        | 1905460.718           | 53.8             | 69.7             | 64.0            | 61.1            |
| 518   | 4/27/2010 | 21:37:16 | 62.7     | A    | 40-90 | 0:17:14        | 1862087.137           | 53.8             | 69.7             | 64.0            | 61.1            |
| 519   | 4/27/2010 | 21:37:18 | 63.9     | A    | 40-90 | 0:17:16        | 2454708.916           | 53.8             | 69.7             | 64.0            | 61.1            |
| 520   | 4/27/2010 | 21:37:20 | 63.2     | A    | 40-90 | 0:17:18        | 2089296.131           | 53.8             | 69.7             | 64.0            | 61.1            |
| 521   | 4/27/2010 | 21:37:22 | 62.6     | A    | 40-90 | 0:17:20        | 1819700.859           | 53.8             | 69.7             | 64.0            | 61.1            |
| 522   | 4/27/2010 | 21:37:24 | 62.6     | A    | 40-90 | 0:17:22        | 1819700.859           | 53.8             | 69.7             | 64.0            | 61.1            |

## Receiver 5- Day

| Point | Date      | Time     | Pressure | Unit | Scale | Acumulate Time | 10 <sup>^(.1*A)</sup> | L <sub>min</sub> | L <sub>max</sub> | L <sub>10</sub> | L <sub>eq</sub> |
|-------|-----------|----------|----------|------|-------|----------------|-----------------------|------------------|------------------|-----------------|-----------------|
| 523   | 4/27/2010 | 21:37:26 | 59.8     | A    | 40-90 | 0:17:24        | 954992.586            | 53.8             | 69.7             | 64.0            | 61.1            |
| 524   | 4/27/2010 | 21:37:28 | 57.9     | A    | 40-90 | 0:17:26        | 616595.0019           | 53.8             | 69.7             | 64.0            | 61.1            |
| 525   | 4/27/2010 | 21:37:30 | 56.9     | A    | 40-90 | 0:17:28        | 489778.8194           | 53.8             | 69.7             | 64.0            | 61.1            |
| 526   | 4/27/2010 | 21:37:32 | 57.3     | A    | 40-90 | 0:17:30        | 537031.7964           | 53.8             | 69.7             | 64.0            | 61.1            |
| 527   | 4/27/2010 | 21:37:34 | 60       | A    | 40-90 | 0:17:32        | 1000000               | 53.8             | 69.7             | 64.0            | 61.1            |
| 528   | 4/27/2010 | 21:37:36 | 62.5     | A    | 40-90 | 0:17:34        | 1778279.41            | 53.8             | 69.7             | 64.0            | 61.1            |
| 529   | 4/27/2010 | 21:37:38 | 62.7     | A    | 40-90 | 0:17:36        | 1862087.137           | 53.8             | 69.7             | 64.0            | 61.1            |
| 530   | 4/27/2010 | 21:37:40 | 61.8     | A    | 40-90 | 0:17:38        | 1513561.248           | 53.8             | 69.7             | 64.0            | 61.1            |
| 531   | 4/27/2010 | 21:37:42 | 62.4     | A    | 40-90 | 0:17:40        | 1737800.829           | 53.8             | 69.7             | 64.0            | 61.1            |
| 532   | 4/27/2010 | 21:37:44 | 62.1     | A    | 40-90 | 0:17:42        | 1621810.097           | 53.8             | 69.7             | 64.0            | 61.1            |
| 533   | 4/27/2010 | 21:37:46 | 60.5     | A    | 40-90 | 0:17:44        | 1122018.454           | 53.8             | 69.7             | 64.0            | 61.1            |
| 534   | 4/27/2010 | 21:37:48 | 57.5     | A    | 40-90 | 0:17:46        | 562341.3252           | 53.8             | 69.7             | 64.0            | 61.1            |
| 535   | 4/27/2010 | 21:37:50 | 56.3     | A    | 40-90 | 0:17:48        | 426579.5188           | 53.8             | 69.7             | 64.0            | 61.1            |
| 536   | 4/27/2010 | 21:37:52 | 54.6     | A    | 40-90 | 0:17:50        | 288403.1503           | 53.8             | 69.7             | 64.0            | 61.1            |
| 537   | 4/27/2010 | 21:37:54 | 54.6     | A    | 40-90 | 0:17:52        | 288403.1503           | 53.8             | 69.7             | 64.0            | 61.1            |
| 538   | 4/27/2010 | 21:37:56 | 55.3     | A    | 40-90 | 0:17:54        | 338844.1561           | 53.8             | 69.7             | 64.0            | 61.1            |
| 539   | 4/27/2010 | 21:37:58 | 56.1     | A    | 40-90 | 0:17:56        | 407380.2778           | 53.8             | 69.7             | 64.0            | 61.1            |
| 540   | 4/27/2010 | 21:38:00 | 58.5     | A    | 40-90 | 0:17:58        | 707945.7844           | 53.8             | 69.7             | 64.0            | 61.1            |
| 541   | 4/27/2010 | 21:38:02 | 59.6     | A    | 40-90 | 0:18:00        | 912010.8394           | 53.8             | 69.7             | 64.0            | 61.1            |
| 542   | 4/27/2010 | 21:38:04 | 60.1     | A    | 40-90 | 0:18:02        | 1023292.992           | 53.8             | 69.7             | 64.0            | 61.1            |
| 543   | 4/27/2010 | 21:38:06 | 59.6     | A    | 40-90 | 0:18:04        | 912010.8394           | 53.8             | 69.7             | 64.0            | 61.1            |
| 544   | 4/27/2010 | 21:38:08 | 57.1     | A    | 40-90 | 0:18:06        | 512861.384            | 53.8             | 69.7             | 64.0            | 61.1            |
| 545   | 4/27/2010 | 21:38:10 | 55.3     | A    | 40-90 | 0:18:08        | 338844.1561           | 53.8             | 69.7             | 64.0            | 61.1            |
| 546   | 4/27/2010 | 21:38:12 | 54.5     | A    | 40-90 | 0:18:10        | 281838.2931           | 53.8             | 69.7             | 64.0            | 61.1            |
| 547   | 4/27/2010 | 21:38:14 | 54.2     | A    | 40-90 | 0:18:12        | 263026.7992           | 53.8             | 69.7             | 64.0            | 61.1            |
| 548   | 4/27/2010 | 21:38:16 | 56.8     | A    | 40-90 | 0:18:14        | 478630.0923           | 53.8             | 69.7             | 64.0            | 61.1            |
| 549   | 4/27/2010 | 21:38:18 | 55.4     | A    | 40-90 | 0:18:16        | 346736.8505           | 53.8             | 69.7             | 64.0            | 61.1            |
| 550   | 4/27/2010 | 21:38:20 | 57.9     | A    | 40-90 | 0:18:18        | 616595.0019           | 53.8             | 69.7             | 64.0            | 61.1            |
| 551   | 4/27/2010 | 21:38:22 | 59.2     | A    | 40-90 | 0:18:20        | 831763.7711           | 53.8             | 69.7             | 64.0            | 61.1            |

## Receiver 5- Day

| Point | Date      | Time     | Pressure | Unit | Scale | Acumulate Time | 10 <sup>^(.1*A)</sup> | L <sub>min</sub> | L <sub>max</sub> | L <sub>10</sub> | L <sub>eq</sub> |
|-------|-----------|----------|----------|------|-------|----------------|-----------------------|------------------|------------------|-----------------|-----------------|
| 552   | 4/27/2010 | 21:38:24 | 55.3     | A    | 40-90 | 0:18:22        | 338844.1561           | 53.8             | 69.7             | 64.0            | 61.1            |
| 553   | 4/27/2010 | 21:38:26 | 55.1     | A    | 40-90 | 0:18:24        | 323593.6569           | 53.8             | 69.7             | 64.0            | 61.1            |
| 554   | 4/27/2010 | 21:38:28 | 56.2     | A    | 40-90 | 0:18:26        | 416869.3835           | 53.8             | 69.7             | 64.0            | 61.1            |
| 555   | 4/27/2010 | 21:38:30 | 54.8     | A    | 40-90 | 0:18:28        | 301995.172            | 53.8             | 69.7             | 64.0            | 61.1            |
| 556   | 4/27/2010 | 21:38:32 | 56.1     | A    | 40-90 | 0:18:30        | 407380.2778           | 53.8             | 69.7             | 64.0            | 61.1            |
| 557   | 4/27/2010 | 21:38:34 | 57.2     | A    | 40-90 | 0:18:32        | 524807.4602           | 53.8             | 69.7             | 64.0            | 61.1            |
| 558   | 4/27/2010 | 21:38:36 | 58.4     | A    | 40-90 | 0:18:34        | 691830.9709           | 53.8             | 69.7             | 64.0            | 61.1            |
| 559   | 4/27/2010 | 21:38:38 | 58.2     | A    | 40-90 | 0:18:36        | 660693.448            | 53.8             | 69.7             | 64.0            | 61.1            |
| 560   | 4/27/2010 | 21:38:40 | 58.5     | A    | 40-90 | 0:18:38        | 707945.7844           | 53.8             | 69.7             | 64.0            | 61.1            |
| 561   | 4/27/2010 | 21:38:42 | 56.5     | A    | 40-90 | 0:18:40        | 446683.5922           | 53.8             | 69.7             | 64.0            | 61.1            |
| 562   | 4/27/2010 | 21:38:44 | 56.1     | A    | 40-90 | 0:18:42        | 407380.2778           | 53.8             | 69.7             | 64.0            | 61.1            |
| 563   | 4/27/2010 | 21:38:46 | 56.8     | A    | 40-90 | 0:18:44        | 478630.0923           | 53.8             | 69.7             | 64.0            | 61.1            |
| 564   | 4/27/2010 | 21:38:48 | 56.6     | A    | 40-90 | 0:18:46        | 457088.1896           | 53.8             | 69.7             | 64.0            | 61.1            |
| 565   | 4/27/2010 | 21:38:50 | 56.7     | A    | 40-90 | 0:18:48        | 467735.1413           | 53.8             | 69.7             | 64.0            | 61.1            |
| 566   | 4/27/2010 | 21:38:52 | 57.6     | A    | 40-90 | 0:18:50        | 575439.9373           | 53.8             | 69.7             | 64.0            | 61.1            |
| 567   | 4/27/2010 | 21:38:54 | 61.8     | A    | 40-90 | 0:18:52        | 1513561.248           | 53.8             | 69.7             | 64.0            | 61.1            |
| 568   | 4/27/2010 | 21:38:56 | 63.9     | A    | 40-90 | 0:18:54        | 2454708.916           | 53.8             | 69.7             | 64.0            | 61.1            |
| 569   | 4/27/2010 | 21:38:58 | 65.3     | A    | 40-90 | 0:18:56        | 3388441.561           | 53.8             | 69.7             | 64.0            | 61.1            |
| 570   | 4/27/2010 | 21:39:00 | 65.4     | A    | 40-90 | 0:18:58        | 3467368.505           | 53.8             | 69.7             | 64.0            | 61.1            |
| 571   | 4/27/2010 | 21:39:02 | 62.7     | A    | 40-90 | 0:19:00        | 1862087.137           | 53.8             | 69.7             | 64.0            | 61.1            |
| 572   | 4/27/2010 | 21:39:04 | 61.2     | A    | 40-90 | 0:19:02        | 1318256.739           | 53.8             | 69.7             | 64.0            | 61.1            |
| 573   | 4/27/2010 | 21:39:06 | 59.7     | A    | 40-90 | 0:19:04        | 933254.3008           | 53.8             | 69.7             | 64.0            | 61.1            |
| 574   | 4/27/2010 | 21:39:08 | 63.1     | A    | 40-90 | 0:19:06        | 2041737.945           | 53.8             | 69.7             | 64.0            | 61.1            |
| 575   | 4/27/2010 | 21:39:10 | 64.5     | A    | 40-90 | 0:19:08        | 2818382.931           | 53.8             | 69.7             | 64.0            | 61.1            |
| 576   | 4/27/2010 | 21:39:12 | 64.5     | A    | 40-90 | 0:19:10        | 2818382.931           | 53.8             | 69.7             | 64.0            | 61.1            |
| 577   | 4/27/2010 | 21:39:14 | 64       | A    | 40-90 | 0:19:12        | 2511886.432           | 53.8             | 69.7             | 64.0            | 61.1            |
| 578   | 4/27/2010 | 21:39:16 | 66.6     | A    | 40-90 | 0:19:14        | 4570881.896           | 53.8             | 69.7             | 64.0            | 61.1            |
| 579   | 4/27/2010 | 21:39:18 | 64.4     | A    | 40-90 | 0:19:16        | 2754228.703           | 53.8             | 69.7             | 64.0            | 61.1            |
| 580   | 4/27/2010 | 21:39:20 | 63.1     | A    | 40-90 | 0:19:18        | 2041737.945           | 53.8             | 69.7             | 64.0            | 61.1            |



## Receiver 5- Day

| Point | Date      | Time     | Pressure | Unit | Scale | Acumulate Time | 10^(.1*A)   | L <sub>min</sub> | L <sub>max</sub> | L <sub>10</sub> | L <sub>eq</sub> |
|-------|-----------|----------|----------|------|-------|----------------|-------------|------------------|------------------|-----------------|-----------------|
| 581   | 4/27/2010 | 21:39:22 | 62.8     | A    | 40-90 | 0:19:20        | 1905460.718 | 53.8             | 69.7             | 64.0            | 61.1            |
| 582   | 4/27/2010 | 21:39:24 | 62.4     | A    | 40-90 | 0:19:22        | 1737800.829 | 53.8             | 69.7             | 64.0            | 61.1            |
| 583   | 4/27/2010 | 21:39:26 | 60.4     | A    | 40-90 | 0:19:24        | 1096478.196 | 53.8             | 69.7             | 64.0            | 61.1            |
| 584   | 4/27/2010 | 21:39:28 | 57.2     | A    | 40-90 | 0:19:26        | 524807.4602 | 53.8             | 69.7             | 64.0            | 61.1            |
| 585   | 4/27/2010 | 21:39:30 | 55.6     | A    | 40-90 | 0:19:28        | 363078.0548 | 53.8             | 69.7             | 64.0            | 61.1            |
| 586   | 4/27/2010 | 21:39:32 | 55.3     | A    | 40-90 | 0:19:30        | 338844.1561 | 53.8             | 69.7             | 64.0            | 61.1            |
| 587   | 4/27/2010 | 21:39:34 | 56.5     | A    | 40-90 | 0:19:32        | 446683.5922 | 53.8             | 69.7             | 64.0            | 61.1            |
| 588   | 4/27/2010 | 21:39:36 | 60.4     | A    | 40-90 | 0:19:34        | 1096478.196 | 53.8             | 69.7             | 64.0            | 61.1            |
| 589   | 4/27/2010 | 21:39:38 | 62.5     | A    | 40-90 | 0:19:36        | 1778279.41  | 53.8             | 69.7             | 64.0            | 61.1            |
| 590   | 4/27/2010 | 21:39:40 | 63.5     | A    | 40-90 | 0:19:38        | 2238721.139 | 53.8             | 69.7             | 64.0            | 61.1            |
| 591   | 4/27/2010 | 21:39:42 | 62.3     | A    | 40-90 | 0:19:40        | 1698243.652 | 53.8             | 69.7             | 64.0            | 61.1            |
| 592   | 4/27/2010 | 21:39:44 | 60.1     | A    | 40-90 | 0:19:42        | 1023292.992 | 53.8             | 69.7             | 64.0            | 61.1            |
| 593   | 4/27/2010 | 21:39:46 | 59.5     | A    | 40-90 | 0:19:44        | 891250.9381 | 53.8             | 69.7             | 64.0            | 61.1            |
| 594   | 4/27/2010 | 21:39:48 | 57.9     | A    | 40-90 | 0:19:46        | 616595.0019 | 53.8             | 69.7             | 64.0            | 61.1            |
| 595   | 4/27/2010 | 21:39:50 | 56.3     | A    | 40-90 | 0:19:48        | 426579.5188 | 53.8             | 69.7             | 64.0            | 61.1            |
| 596   | 4/27/2010 | 21:39:52 | 57.6     | A    | 40-90 | 0:19:50        | 575439.9373 | 53.8             | 69.7             | 64.0            | 61.1            |
| 597   | 4/27/2010 | 21:39:54 | 57.2     | A    | 40-90 | 0:19:52        | 524807.4602 | 53.8             | 69.7             | 64.0            | 61.1            |
| 598   | 4/27/2010 | 21:39:56 | 56.9     | A    | 40-90 | 0:19:54        | 489778.8194 | 53.8             | 69.7             | 64.0            | 61.1            |
| 599   | 4/27/2010 | 21:39:58 | 57.6     | A    | 40-90 | 0:19:56        | 575439.9373 | 53.8             | 69.7             | 64.0            | 61.1            |
| 600   | 4/27/2010 | 21:40:00 | 56.7     | A    | 40-90 | 0:19:58        | 467735.1413 | 53.8             | 69.7             | 64.0            | 61.1            |
| 601   | 4/27/2010 | 21:40:02 | 56.5     | A    | 40-90 | 0:20:00        | 446683.5922 | 53.8             | 69.7             | 64.0            | 61.1            |
| 602   | 4/27/2010 | 21:40:04 | 56.8     | A    | 40-90 | 0:20:02        | 478630.0923 | 53.8             | 69.7             | 64.0            | 61.1            |
| 603   | 4/27/2010 | 21:40:06 | 58.9     | A    | 40-90 | 0:20:04        | 776247.1166 | 53.8             | 69.7             | 64.0            | 61.1            |
| 604   | 4/27/2010 | 21:40:08 | 63       | A    | 40-90 | 0:20:06        | 1995262.315 | 53.8             | 69.7             | 64.0            | 61.1            |
| 605   | 4/27/2010 | 21:40:10 | 61.5     | A    | 40-90 | 0:20:08        | 1412537.545 | 53.8             | 69.7             | 64.0            | 61.1            |
| 606   | 4/27/2010 | 21:40:12 | 60.4     | A    | 40-90 | 0:20:10        | 1096478.196 | 53.8             | 69.7             | 64.0            | 61.1            |
| 607   | 4/27/2010 | 21:40:14 | 58       | A    | 40-90 | 0:20:12        | 630957.3445 | 53.8             | 69.7             | 64.0            | 61.1            |
| 608   | 4/27/2010 | 21:40:16 | 57.5     | A    | 40-90 | 0:20:14        | 562341.3252 | 53.8             | 69.7             | 64.0            | 61.1            |
| 609   | 4/27/2010 | 21:40:18 | 57.1     | A    | 40-90 | 0:20:16        | 512861.384  | 53.8             | 69.7             | 64.0            | 61.1            |

## Receiver 5- Day

| Point | Date      | Time     | Pressure | Unit | Scale | Acumulate Time | 10^(1*A)    | L <sub>min</sub> | L <sub>max</sub> | L <sub>10</sub> | L <sub>eq</sub> |
|-------|-----------|----------|----------|------|-------|----------------|-------------|------------------|------------------|-----------------|-----------------|
| 610   | 4/27/2010 | 21:40:20 | 56.5     | A    | 40-90 | 0:20:18        | 446683.5922 | 53.8             | 69.7             | 64.0            | 61.1            |
| 611   | 4/27/2010 | 21:40:22 | 56       | A    | 40-90 | 0:20:20        | 398107.1706 | 53.8             | 69.7             | 64.0            | 61.1            |
| 612   | 4/27/2010 | 21:40:24 | 56.2     | A    | 40-90 | 0:20:22        | 416869.3835 | 53.8             | 69.7             | 64.0            | 61.1            |
| 613   | 4/27/2010 | 21:40:26 | 57       | A    | 40-90 | 0:20:24        | 501187.2336 | 53.8             | 69.7             | 64.0            | 61.1            |
| 614   | 4/27/2010 | 21:40:28 | 59.1     | A    | 40-90 | 0:20:26        | 812830.5162 | 53.8             | 69.7             | 64.0            | 61.1            |
| 615   | 4/27/2010 | 21:40:30 | 63.7     | A    | 40-90 | 0:20:28        | 2344228.815 | 53.8             | 69.7             | 64.0            | 61.1            |
| 616   | 4/27/2010 | 21:40:32 | 64.4     | A    | 40-90 | 0:20:30        | 2754228.703 | 53.8             | 69.7             | 64.0            | 61.1            |
| 617   | 4/27/2010 | 21:40:34 | 64.4     | A    | 40-90 | 0:20:32        | 2754228.703 | 53.8             | 69.7             | 64.0            | 61.1            |
| 618   | 4/27/2010 | 21:40:36 | 63.5     | A    | 40-90 | 0:20:34        | 2238721.139 | 53.8             | 69.7             | 64.0            | 61.1            |
| 619   | 4/27/2010 | 21:40:38 | 65.5     | A    | 40-90 | 0:20:36        | 3548133.892 | 53.8             | 69.7             | 64.0            | 61.1            |
| 620   | 4/27/2010 | 21:40:40 | 65.1     | A    | 40-90 | 0:20:38        | 3235936.569 | 53.8             | 69.7             | 64.0            | 61.1            |
| 621   | 4/27/2010 | 21:40:42 | 63.8     | A    | 40-90 | 0:20:40        | 2398832.919 | 53.8             | 69.7             | 64.0            | 61.1            |
| 622   | 4/27/2010 | 21:40:44 | 63.5     | A    | 40-90 | 0:20:42        | 2238721.139 | 53.8             | 69.7             | 64.0            | 61.1            |
| 623   | 4/27/2010 | 21:40:46 | 61.9     | A    | 40-90 | 0:20:44        | 1548816.619 | 53.8             | 69.7             | 64.0            | 61.1            |
| 624   | 4/27/2010 | 21:40:48 | 60.3     | A    | 40-90 | 0:20:46        | 1071519.305 | 53.8             | 69.7             | 64.0            | 61.1            |
| 625   | 4/27/2010 | 21:40:50 | 60       | A    | 40-90 | 0:20:48        | 1000000     | 53.8             | 69.7             | 64.0            | 61.1            |
| 626   | 4/27/2010 | 21:40:52 | 56.6     | A    | 40-90 | 0:20:50        | 457088.1896 | 53.8             | 69.7             | 64.0            | 61.1            |
| 627   | 4/27/2010 | 21:40:54 | 55.6     | A    | 40-90 | 0:20:52        | 363078.0548 | 53.8             | 69.7             | 64.0            | 61.1            |
| 628   | 4/27/2010 | 21:40:56 | 55.9     | A    | 40-90 | 0:20:54        | 389045.145  | 53.8             | 69.7             | 64.0            | 61.1            |
| 629   | 4/27/2010 | 21:40:58 | 58.3     | A    | 40-90 | 0:20:56        | 676082.9754 | 53.8             | 69.7             | 64.0            | 61.1            |
| 630   | 4/27/2010 | 21:41:00 | 58.5     | A    | 40-90 | 0:20:58        | 707945.7844 | 53.8             | 69.7             | 64.0            | 61.1            |
| 631   | 4/27/2010 | 21:41:02 | 58.4     | A    | 40-90 | 0:21:00        | 691830.9709 | 53.8             | 69.7             | 64.0            | 61.1            |
| 632   | 4/27/2010 | 21:41:04 | 57.6     | A    | 40-90 | 0:21:02        | 575439.9373 | 53.8             | 69.7             | 64.0            | 61.1            |
| 633   | 4/27/2010 | 21:41:06 | 61.1     | A    | 40-90 | 0:21:04        | 1288249.552 | 53.8             | 69.7             | 64.0            | 61.1            |
| 634   | 4/27/2010 | 21:41:08 | 63.2     | A    | 40-90 | 0:21:06        | 2089296.131 | 53.8             | 69.7             | 64.0            | 61.1            |
| 635   | 4/27/2010 | 21:41:10 | 63.3     | A    | 40-90 | 0:21:08        | 2137962.09  | 53.8             | 69.7             | 64.0            | 61.1            |
| 636   | 4/27/2010 | 21:41:12 | 62.8     | A    | 40-90 | 0:21:10        | 1905460.718 | 53.8             | 69.7             | 64.0            | 61.1            |
| 637   | 4/27/2010 | 21:41:14 | 65.1     | A    | 40-90 | 0:21:12        | 3235936.569 | 53.8             | 69.7             | 64.0            | 61.1            |
| 638   | 4/27/2010 | 21:41:16 | 64.4     | A    | 40-90 | 0:21:14        | 2754228.703 | 53.8             | 69.7             | 64.0            | 61.1            |

## Receiver 5- Day

| Point | Date      | Time     | Pressure | Unit | Scale | Acumulate Time | 10 <sup>^(.1*A)</sup> | L <sub>min</sub> | L <sub>max</sub> | L <sub>10</sub> | L <sub>eq</sub> |
|-------|-----------|----------|----------|------|-------|----------------|-----------------------|------------------|------------------|-----------------|-----------------|
| 639   | 4/27/2010 | 21:41:18 | 63.6     | A    | 40-90 | 0:21:16        | 2290867.653           | 53.8             | 69.7             | 64.0            | 61.1            |
| 640   | 4/27/2010 | 21:41:20 | 61.3     | A    | 40-90 | 0:21:18        | 1348962.883           | 53.8             | 69.7             | 64.0            | 61.1            |
| 641   | 4/27/2010 | 21:41:22 | 60.3     | A    | 40-90 | 0:21:20        | 1071519.305           | 53.8             | 69.7             | 64.0            | 61.1            |
| 642   | 4/27/2010 | 21:41:24 | 60.2     | A    | 40-90 | 0:21:22        | 1047128.548           | 53.8             | 69.7             | 64.0            | 61.1            |
| 643   | 4/27/2010 | 21:41:26 | 57.2     | A    | 40-90 | 0:21:24        | 524807.4602           | 53.8             | 69.7             | 64.0            | 61.1            |
| 644   | 4/27/2010 | 21:41:28 | 57.5     | A    | 40-90 | 0:21:26        | 562341.3252           | 53.8             | 69.7             | 64.0            | 61.1            |
| 645   | 4/27/2010 | 21:41:30 | 58.4     | A    | 40-90 | 0:21:28        | 691830.9709           | 53.8             | 69.7             | 64.0            | 61.1            |
| 646   | 4/27/2010 | 21:41:32 | 59       | A    | 40-90 | 0:21:30        | 794328.2347           | 53.8             | 69.7             | 64.0            | 61.1            |
| 647   | 4/27/2010 | 21:41:34 | 59.1     | A    | 40-90 | 0:21:32        | 812830.5162           | 53.8             | 69.7             | 64.0            | 61.1            |
| 648   | 4/27/2010 | 21:41:36 | 59       | A    | 40-90 | 0:21:34        | 794328.2347           | 53.8             | 69.7             | 64.0            | 61.1            |
| 649   | 4/27/2010 | 21:41:38 | 58.2     | A    | 40-90 | 0:21:36        | 660693.448            | 53.8             | 69.7             | 64.0            | 61.1            |
| 650   | 4/27/2010 | 21:41:40 | 58.7     | A    | 40-90 | 0:21:38        | 741310.2413           | 53.8             | 69.7             | 64.0            | 61.1            |
| 651   | 4/27/2010 | 21:41:42 | 57.6     | A    | 40-90 | 0:21:40        | 575439.9373           | 53.8             | 69.7             | 64.0            | 61.1            |
| 652   | 4/27/2010 | 21:41:44 | 61.8     | A    | 40-90 | 0:21:42        | 1513561.248           | 53.8             | 69.7             | 64.0            | 61.1            |
| 653   | 4/27/2010 | 21:41:46 | 63.7     | A    | 40-90 | 0:21:44        | 2344228.815           | 53.8             | 69.7             | 64.0            | 61.1            |
| 654   | 4/27/2010 | 21:41:48 | 64.1     | A    | 40-90 | 0:21:46        | 2570395.783           | 53.8             | 69.7             | 64.0            | 61.1            |
| 655   | 4/27/2010 | 21:41:50 | 63.6     | A    | 40-90 | 0:21:48        | 2290867.653           | 53.8             | 69.7             | 64.0            | 61.1            |
| 656   | 4/27/2010 | 21:41:52 | 64.5     | A    | 40-90 | 0:21:50        | 2818382.931           | 53.8             | 69.7             | 64.0            | 61.1            |
| 657   | 4/27/2010 | 21:41:54 | 65.3     | A    | 40-90 | 0:21:52        | 3388441.561           | 53.8             | 69.7             | 64.0            | 61.1            |
| 658   | 4/27/2010 | 21:41:56 | 63.6     | A    | 40-90 | 0:21:54        | 2290867.653           | 53.8             | 69.7             | 64.0            | 61.1            |
| 659   | 4/27/2010 | 21:41:58 | 62.5     | A    | 40-90 | 0:21:56        | 1778279.41            | 53.8             | 69.7             | 64.0            | 61.1            |
| 660   | 4/27/2010 | 21:42:00 | 61.7     | A    | 40-90 | 0:21:58        | 1479108.388           | 53.8             | 69.7             | 64.0            | 61.1            |
| 661   | 4/27/2010 | 21:42:02 | 63       | A    | 40-90 | 0:22:00        | 1995262.315           | 53.8             | 69.7             | 64.0            | 61.1            |
| 662   | 4/27/2010 | 21:42:04 | 64.1     | A    | 40-90 | 0:22:02        | 2570395.783           | 53.8             | 69.7             | 64.0            | 61.1            |
| 663   | 4/27/2010 | 21:42:06 | 64.6     | A    | 40-90 | 0:22:04        | 2884031.503           | 53.8             | 69.7             | 64.0            | 61.1            |
| 664   | 4/27/2010 | 21:42:08 | 66.3     | A    | 40-90 | 0:22:06        | 4265795.188           | 53.8             | 69.7             | 64.0            | 61.1            |
| 665   | 4/27/2010 | 21:42:10 | 65.7     | A    | 40-90 | 0:22:08        | 3715352.291           | 53.8             | 69.7             | 64.0            | 61.1            |
| 666   | 4/27/2010 | 21:42:12 | 64.3     | A    | 40-90 | 0:22:10        | 2691534.804           | 53.8             | 69.7             | 64.0            | 61.1            |
| 667   | 4/27/2010 | 21:42:14 | 63.3     | A    | 40-90 | 0:22:12        | 2137962.09            | 53.8             | 69.7             | 64.0            | 61.1            |

## Receiver 5- Day

| Point | Date      | Time     | Pressure | Unit | Scale | Acumulate Time | 10^(1*A)    | L <sub>min</sub> | L <sub>max</sub> | L <sub>10</sub> | L <sub>eq</sub> |
|-------|-----------|----------|----------|------|-------|----------------|-------------|------------------|------------------|-----------------|-----------------|
| 668   | 4/27/2010 | 21:42:16 | 63.3     | A    | 40-90 | 0:22:14        | 2137962.09  | 53.8             | 69.7             | 64.0            | 61.1            |
| 669   | 4/27/2010 | 21:42:18 | 63.1     | A    | 40-90 | 0:22:16        | 2041737.945 | 53.8             | 69.7             | 64.0            | 61.1            |
| 670   | 4/27/2010 | 21:42:20 | 60       | A    | 40-90 | 0:22:18        | 1000000     | 53.8             | 69.7             | 64.0            | 61.1            |
| 671   | 4/27/2010 | 21:42:22 | 60.3     | A    | 40-90 | 0:22:20        | 1071519.305 | 53.8             | 69.7             | 64.0            | 61.1            |
| 672   | 4/27/2010 | 21:42:24 | 60.6     | A    | 40-90 | 0:22:22        | 1148153.621 | 53.8             | 69.7             | 64.0            | 61.1            |
| 673   | 4/27/2010 | 21:42:26 | 61       | A    | 40-90 | 0:22:24        | 1258925.412 | 53.8             | 69.7             | 64.0            | 61.1            |
| 674   | 4/27/2010 | 21:42:28 | 60.6     | A    | 40-90 | 0:22:26        | 1148153.621 | 53.8             | 69.7             | 64.0            | 61.1            |
| 675   | 4/27/2010 | 21:42:30 | 61.5     | A    | 40-90 | 0:22:28        | 1412537.545 | 53.8             | 69.7             | 64.0            | 61.1            |
| 676   | 4/27/2010 | 21:42:32 | 60.5     | A    | 40-90 | 0:22:30        | 1122018.454 | 53.8             | 69.7             | 64.0            | 61.1            |
| 677   | 4/27/2010 | 21:42:34 | 58.5     | A    | 40-90 | 0:22:32        | 707945.7844 | 53.8             | 69.7             | 64.0            | 61.1            |
| 678   | 4/27/2010 | 21:42:36 | 58.3     | A    | 40-90 | 0:22:34        | 676082.9754 | 53.8             | 69.7             | 64.0            | 61.1            |
| 679   | 4/27/2010 | 21:42:38 | 59       | A    | 40-90 | 0:22:36        | 794328.2347 | 53.8             | 69.7             | 64.0            | 61.1            |
| 680   | 4/27/2010 | 21:42:40 | 56.9     | A    | 40-90 | 0:22:38        | 489778.8194 | 53.8             | 69.7             | 64.0            | 61.1            |
| 681   | 4/27/2010 | 21:42:42 | 56.9     | A    | 40-90 | 0:22:40        | 489778.8194 | 53.8             | 69.7             | 64.0            | 61.1            |
| 682   | 4/27/2010 | 21:42:44 | 56.4     | A    | 40-90 | 0:22:42        | 436515.8322 | 53.8             | 69.7             | 64.0            | 61.1            |
| 683   | 4/27/2010 | 21:42:46 | 57.2     | A    | 40-90 | 0:22:44        | 524807.4602 | 53.8             | 69.7             | 64.0            | 61.1            |
| 684   | 4/27/2010 | 21:42:48 | 56.4     | A    | 40-90 | 0:22:46        | 436515.8322 | 53.8             | 69.7             | 64.0            | 61.1            |
| 685   | 4/27/2010 | 21:42:50 | 55.6     | A    | 40-90 | 0:22:48        | 363078.0548 | 53.8             | 69.7             | 64.0            | 61.1            |
| 686   | 4/27/2010 | 21:42:52 | 55.4     | A    | 40-90 | 0:22:50        | 346736.8505 | 53.8             | 69.7             | 64.0            | 61.1            |
| 687   | 4/27/2010 | 21:42:54 | 55.3     | A    | 40-90 | 0:22:52        | 338844.1561 | 53.8             | 69.7             | 64.0            | 61.1            |
| 688   | 4/27/2010 | 21:42:56 | 55.7     | A    | 40-90 | 0:22:54        | 371535.2291 | 53.8             | 69.7             | 64.0            | 61.1            |
| 689   | 4/27/2010 | 21:42:58 | 55.8     | A    | 40-90 | 0:22:56        | 380189.3963 | 53.8             | 69.7             | 64.0            | 61.1            |
| 690   | 4/27/2010 | 21:43:00 | 56.6     | A    | 40-90 | 0:22:58        | 457088.1896 | 53.8             | 69.7             | 64.0            | 61.1            |
| 691   | 4/27/2010 | 21:43:02 | 57.2     | A    | 40-90 | 0:23:00        | 524807.4602 | 53.8             | 69.7             | 64.0            | 61.1            |
| 692   | 4/27/2010 | 21:43:04 | 59.7     | A    | 40-90 | 0:23:02        | 933254.3008 | 53.8             | 69.7             | 64.0            | 61.1            |
| 693   | 4/27/2010 | 21:43:06 | 62.9     | A    | 40-90 | 0:23:04        | 1949844.6   | 53.8             | 69.7             | 64.0            | 61.1            |
| 694   | 4/27/2010 | 21:43:08 | 63.6     | A    | 40-90 | 0:23:06        | 2290867.653 | 53.8             | 69.7             | 64.0            | 61.1            |
| 695   | 4/27/2010 | 21:43:10 | 62.2     | A    | 40-90 | 0:23:08        | 1659586.907 | 53.8             | 69.7             | 64.0            | 61.1            |
| 696   | 4/27/2010 | 21:43:12 | 58.8     | A    | 40-90 | 0:23:10        | 758577.575  | 53.8             | 69.7             | 64.0            | 61.1            |

## Receiver 5- Day

| Point | Date      | Time     | Pressure | Unit | Scale | Acumulate Time | 10^(1*A)    | L <sub>min</sub> | L <sub>max</sub> | L <sub>10</sub> | L <sub>eq</sub> |
|-------|-----------|----------|----------|------|-------|----------------|-------------|------------------|------------------|-----------------|-----------------|
| 697   | 4/27/2010 | 21:43:14 | 57.2     | A    | 40-90 | 0:23:12        | 524807.4602 | 53.8             | 69.7             | 64.0            | 61.1            |
| 698   | 4/27/2010 | 21:43:16 | 59       | A    | 40-90 | 0:23:14        | 794328.2347 | 53.8             | 69.7             | 64.0            | 61.1            |
| 699   | 4/27/2010 | 21:43:18 | 62       | A    | 40-90 | 0:23:16        | 1584893.192 | 53.8             | 69.7             | 64.0            | 61.1            |
| 700   | 4/27/2010 | 21:43:20 | 63.1     | A    | 40-90 | 0:23:18        | 2041737.945 | 53.8             | 69.7             | 64.0            | 61.1            |
| 701   | 4/27/2010 | 21:43:22 | 60.9     | A    | 40-90 | 0:23:20        | 1230268.771 | 53.8             | 69.7             | 64.0            | 61.1            |
| 702   | 4/27/2010 | 21:43:24 | 60.8     | A    | 40-90 | 0:23:22        | 1202264.435 | 53.8             | 69.7             | 64.0            | 61.1            |
| 703   | 4/27/2010 | 21:43:26 | 60       | A    | 40-90 | 0:23:24        | 1000000     | 53.8             | 69.7             | 64.0            | 61.1            |
| 704   | 4/27/2010 | 21:43:28 | 62.1     | A    | 40-90 | 0:23:26        | 1621810.097 | 53.8             | 69.7             | 64.0            | 61.1            |
| 705   | 4/27/2010 | 21:43:30 | 63.2     | A    | 40-90 | 0:23:28        | 2089296.131 | 53.8             | 69.7             | 64.0            | 61.1            |
| 706   | 4/27/2010 | 21:43:32 | 63.7     | A    | 40-90 | 0:23:30        | 2344228.815 | 53.8             | 69.7             | 64.0            | 61.1            |
| 707   | 4/27/2010 | 21:43:34 | 60.6     | A    | 40-90 | 0:23:32        | 1148153.621 | 53.8             | 69.7             | 64.0            | 61.1            |
| 708   | 4/27/2010 | 21:43:36 | 58.7     | A    | 40-90 | 0:23:34        | 741310.2413 | 53.8             | 69.7             | 64.0            | 61.1            |
| 709   | 4/27/2010 | 21:43:38 | 58       | A    | 40-90 | 0:23:36        | 630957.3445 | 53.8             | 69.7             | 64.0            | 61.1            |
| 710   | 4/27/2010 | 21:43:40 | 59.9     | A    | 40-90 | 0:23:38        | 977237.221  | 53.8             | 69.7             | 64.0            | 61.1            |
| 711   | 4/27/2010 | 21:43:42 | 61.6     | A    | 40-90 | 0:23:40        | 1445439.771 | 53.8             | 69.7             | 64.0            | 61.1            |
| 712   | 4/27/2010 | 21:43:44 | 61.7     | A    | 40-90 | 0:23:42        | 1479108.388 | 53.8             | 69.7             | 64.0            | 61.1            |
| 713   | 4/27/2010 | 21:43:46 | 62.9     | A    | 40-90 | 0:23:44        | 1949844.6   | 53.8             | 69.7             | 64.0            | 61.1            |
| 714   | 4/27/2010 | 21:43:48 | 63.6     | A    | 40-90 | 0:23:46        | 2290867.653 | 53.8             | 69.7             | 64.0            | 61.1            |
| 715   | 4/27/2010 | 21:43:50 | 67       | A    | 40-90 | 0:23:48        | 5011872.336 | 53.8             | 69.7             | 64.0            | 61.1            |
| 716   | 4/27/2010 | 21:43:52 | 66.9     | A    | 40-90 | 0:23:50        | 4897788.194 | 53.8             | 69.7             | 64.0            | 61.1            |
| 717   | 4/27/2010 | 21:43:54 | 66.9     | A    | 40-90 | 0:23:52        | 4897788.194 | 53.8             | 69.7             | 64.0            | 61.1            |
| 718   | 4/27/2010 | 21:43:56 | 64.3     | A    | 40-90 | 0:23:54        | 2691534.804 | 53.8             | 69.7             | 64.0            | 61.1            |
| 719   | 4/27/2010 | 21:43:58 | 62.8     | A    | 40-90 | 0:23:56        | 1905460.718 | 53.8             | 69.7             | 64.0            | 61.1            |
| 720   | 4/27/2010 | 21:44:00 | 59.9     | A    | 40-90 | 0:23:58        | 977237.221  | 53.8             | 69.7             | 64.0            | 61.1            |
| 721   | 4/27/2010 | 21:44:02 | 61.4     | A    | 40-90 | 0:24:00        | 1380384.265 | 53.8             | 69.7             | 64.0            | 61.1            |
| 722   | 4/27/2010 | 21:44:04 | 62.8     | A    | 40-90 | 0:24:02        | 1905460.718 | 53.8             | 69.7             | 64.0            | 61.1            |
| 723   | 4/27/2010 | 21:44:06 | 62.8     | A    | 40-90 | 0:24:04        | 1905460.718 | 53.8             | 69.7             | 64.0            | 61.1            |
| 724   | 4/27/2010 | 21:44:08 | 61.4     | A    | 40-90 | 0:24:06        | 1380384.265 | 53.8             | 69.7             | 64.0            | 61.1            |
| 725   | 4/27/2010 | 21:44:10 | 60.7     | A    | 40-90 | 0:24:08        | 1174897.555 | 53.8             | 69.7             | 64.0            | 61.1            |

## Receiver 5- Day

| Point | Date      | Time     | Pressure | Unit | Scale | Acumulate Time | 10 <sup>^(1*A)</sup> | L <sub>min</sub> | L <sub>max</sub> | L <sub>10</sub> | L <sub>eq</sub> |
|-------|-----------|----------|----------|------|-------|----------------|----------------------|------------------|------------------|-----------------|-----------------|
| 726   | 4/27/2010 | 21:44:12 | 59.5     | A    | 40-90 | 0:24:10        | 891250.9381          | 53.8             | 69.7             | 64.0            | 61.1            |
| 727   | 4/27/2010 | 21:44:14 | 57.1     | A    | 40-90 | 0:24:12        | 512861.384           | 53.8             | 69.7             | 64.0            | 61.1            |
| 728   | 4/27/2010 | 21:44:16 | 55.6     | A    | 40-90 | 0:24:14        | 363078.0548          | 53.8             | 69.7             | 64.0            | 61.1            |
| 729   | 4/27/2010 | 21:44:18 | 55       | A    | 40-90 | 0:24:16        | 316227.766           | 53.8             | 69.7             | 64.0            | 61.1            |
| 730   | 4/27/2010 | 21:44:20 | 55.6     | A    | 40-90 | 0:24:18        | 363078.0548          | 53.8             | 69.7             | 64.0            | 61.1            |
| 731   | 4/27/2010 | 21:44:22 | 56       | A    | 40-90 | 0:24:20        | 398107.1706          | 53.8             | 69.7             | 64.0            | 61.1            |
| 732   | 4/27/2010 | 21:44:24 | 56.6     | A    | 40-90 | 0:24:22        | 457088.1896          | 53.8             | 69.7             | 64.0            | 61.1            |
| 733   | 4/27/2010 | 21:44:26 | 57.1     | A    | 40-90 | 0:24:24        | 512861.384           | 53.8             | 69.7             | 64.0            | 61.1            |
| 734   | 4/27/2010 | 21:44:28 | 59.7     | A    | 40-90 | 0:24:26        | 933254.3008          | 53.8             | 69.7             | 64.0            | 61.1            |
| 735   | 4/27/2010 | 21:44:30 | 60.8     | A    | 40-90 | 0:24:28        | 1202264.435          | 53.8             | 69.7             | 64.0            | 61.1            |
| 736   | 4/27/2010 | 21:44:32 | 60.1     | A    | 40-90 | 0:24:30        | 1023292.992          | 53.8             | 69.7             | 64.0            | 61.1            |
| 737   | 4/27/2010 | 21:44:34 | 58.8     | A    | 40-90 | 0:24:32        | 758577.575           | 53.8             | 69.7             | 64.0            | 61.1            |
| 738   | 4/27/2010 | 21:44:36 | 59.2     | A    | 40-90 | 0:24:34        | 831763.7711          | 53.8             | 69.7             | 64.0            | 61.1            |
| 739   | 4/27/2010 | 21:44:38 | 62.3     | A    | 40-90 | 0:24:36        | 1698243.652          | 53.8             | 69.7             | 64.0            | 61.1            |
| 740   | 4/27/2010 | 21:44:40 | 64.6     | A    | 40-90 | 0:24:38        | 2884031.503          | 53.8             | 69.7             | 64.0            | 61.1            |
| 741   | 4/27/2010 | 21:44:42 | 64.9     | A    | 40-90 | 0:24:40        | 3090295.433          | 53.8             | 69.7             | 64.0            | 61.1            |
| 742   | 4/27/2010 | 21:44:44 | 62.8     | A    | 40-90 | 0:24:42        | 1905460.718          | 53.8             | 69.7             | 64.0            | 61.1            |
| 743   | 4/27/2010 | 21:44:46 | 62.3     | A    | 40-90 | 0:24:44        | 1698243.652          | 53.8             | 69.7             | 64.0            | 61.1            |
| 744   | 4/27/2010 | 21:44:48 | 63.1     | A    | 40-90 | 0:24:46        | 2041737.945          | 53.8             | 69.7             | 64.0            | 61.1            |
| 745   | 4/27/2010 | 21:44:50 | 63.2     | A    | 40-90 | 0:24:48        | 2089296.131          | 53.8             | 69.7             | 64.0            | 61.1            |
| 746   | 4/27/2010 | 21:44:52 | 63       | A    | 40-90 | 0:24:50        | 1995262.315          | 53.8             | 69.7             | 64.0            | 61.1            |
| 747   | 4/27/2010 | 21:44:54 | 61.8     | A    | 40-90 | 0:24:52        | 1513561.248          | 53.8             | 69.7             | 64.0            | 61.1            |
| 748   | 4/27/2010 | 21:44:56 | 61.2     | A    | 40-90 | 0:24:54        | 1318256.739          | 53.8             | 69.7             | 64.0            | 61.1            |
| 749   | 4/27/2010 | 21:44:58 | 57.5     | A    | 40-90 | 0:24:56        | 562341.3252          | 53.8             | 69.7             | 64.0            | 61.1            |
| 750   | 4/27/2010 | 21:45:00 | 56.2     | A    | 40-90 | 0:24:58        | 416869.3835          | 53.8             | 69.7             | 64.0            | 61.1            |
| 751   | 4/27/2010 | 21:45:02 | 56.9     | A    | 40-90 | 0:25:00        | 489778.8194          | 53.8             | 69.7             | 64.0            | 61.1            |
| 752   | 4/27/2010 | 21:45:04 | 57.2     | A    | 40-90 | 0:25:02        | 524807.4602          | 53.8             | 69.7             | 64.0            | 61.1            |
| 753   | 4/27/2010 | 21:45:06 | 59.8     | A    | 40-90 | 0:25:04        | 954992.586           | 53.8             | 69.7             | 64.0            | 61.1            |
| 754   | 4/27/2010 | 21:45:08 | 58.4     | A    | 40-90 | 0:25:06        | 691830.9709          | 53.8             | 69.7             | 64.0            | 61.1            |

## Receiver 5- Day

| Point | Date      | Time     | Pressure | Unit | Scale | Acumulate Time | 10 <sup>^(.1*A)</sup> | L <sub>min</sub> | L <sub>max</sub> | L <sub>10</sub> | L <sub>eq</sub> |
|-------|-----------|----------|----------|------|-------|----------------|-----------------------|------------------|------------------|-----------------|-----------------|
| 755   | 4/27/2010 | 21:45:10 | 55.9     | A    | 40-90 | 0:25:08        | 389045.145            | 53.8             | 69.7             | 64.0            | 61.1            |
| 756   | 4/27/2010 | 21:45:12 | 55.9     | A    | 40-90 | 0:25:10        | 389045.145            | 53.8             | 69.7             | 64.0            | 61.1            |
| 757   | 4/27/2010 | 21:45:14 | 55.7     | A    | 40-90 | 0:25:12        | 371535.2291           | 53.8             | 69.7             | 64.0            | 61.1            |
| 758   | 4/27/2010 | 21:45:16 | 57.9     | A    | 40-90 | 0:25:14        | 616595.0019           | 53.8             | 69.7             | 64.0            | 61.1            |
| 759   | 4/27/2010 | 21:45:18 | 56       | A    | 40-90 | 0:25:16        | 398107.1706           | 53.8             | 69.7             | 64.0            | 61.1            |
| 760   | 4/27/2010 | 21:45:20 | 58.4     | A    | 40-90 | 0:25:18        | 691830.9709           | 53.8             | 69.7             | 64.0            | 61.1            |
| 761   | 4/27/2010 | 21:45:22 | 59.9     | A    | 40-90 | 0:25:20        | 977237.221            | 53.8             | 69.7             | 64.0            | 61.1            |
| 762   | 4/27/2010 | 21:45:24 | 59.3     | A    | 40-90 | 0:25:22        | 851138.0382           | 53.8             | 69.7             | 64.0            | 61.1            |
| 763   | 4/27/2010 | 21:45:26 | 57.8     | A    | 40-90 | 0:25:24        | 602559.5861           | 53.8             | 69.7             | 64.0            | 61.1            |
| 764   | 4/27/2010 | 21:45:28 | 57.6     | A    | 40-90 | 0:25:26        | 575439.9373           | 53.8             | 69.7             | 64.0            | 61.1            |
| 765   | 4/27/2010 | 21:45:30 | 62.2     | A    | 40-90 | 0:25:28        | 1659586.907           | 53.8             | 69.7             | 64.0            | 61.1            |
| 766   | 4/27/2010 | 21:45:32 | 62.4     | A    | 40-90 | 0:25:30        | 1737800.829           | 53.8             | 69.7             | 64.0            | 61.1            |
| 767   | 4/27/2010 | 21:45:34 | 62.4     | A    | 40-90 | 0:25:32        | 1737800.829           | 53.8             | 69.7             | 64.0            | 61.1            |
| 768   | 4/27/2010 | 21:45:36 | 61.1     | A    | 40-90 | 0:25:34        | 1288249.552           | 53.8             | 69.7             | 64.0            | 61.1            |
| 769   | 4/27/2010 | 21:45:38 | 60.5     | A    | 40-90 | 0:25:36        | 1122018.454           | 53.8             | 69.7             | 64.0            | 61.1            |
| 770   | 4/27/2010 | 21:45:40 | 64.7     | A    | 40-90 | 0:25:38        | 2951209.227           | 53.8             | 69.7             | 64.0            | 61.1            |
| 771   | 4/27/2010 | 21:45:42 | 69.7     | A    | 40-90 | 0:25:40        | 9332543.008           | 53.8             | 69.7             | 64.0            | 61.1            |
| 772   | 4/27/2010 | 21:45:44 | 65.7     | A    | 40-90 | 0:25:42        | 3715352.291           | 53.8             | 69.7             | 64.0            | 61.1            |
| 773   | 4/27/2010 | 21:45:46 | 59.9     | A    | 40-90 | 0:25:44        | 977237.221            | 53.8             | 69.7             | 64.0            | 61.1            |
| 774   | 4/27/2010 | 21:45:48 | 60.1     | A    | 40-90 | 0:25:46        | 1023292.992           | 53.8             | 69.7             | 64.0            | 61.1            |
| 775   | 4/27/2010 | 21:45:50 | 58.6     | A    | 40-90 | 0:25:48        | 724435.9601           | 53.8             | 69.7             | 64.0            | 61.1            |
| 776   | 4/27/2010 | 21:45:52 | 57.6     | A    | 40-90 | 0:25:50        | 575439.9373           | 53.8             | 69.7             | 64.0            | 61.1            |
| 777   | 4/27/2010 | 21:45:54 | 58.1     | A    | 40-90 | 0:25:52        | 645654.229            | 53.8             | 69.7             | 64.0            | 61.1            |
| 778   | 4/27/2010 | 21:45:56 | 59.4     | A    | 40-90 | 0:25:54        | 870963.59             | 53.8             | 69.7             | 64.0            | 61.1            |
| 779   | 4/27/2010 | 21:45:58 | 58       | A    | 40-90 | 0:25:56        | 630957.3445           | 53.8             | 69.7             | 64.0            | 61.1            |
| 780   | 4/27/2010 | 21:46:00 | 58.1     | A    | 40-90 | 0:25:58        | 645654.229            | 53.8             | 69.7             | 64.0            | 61.1            |
| 781   | 4/27/2010 | 21:46:02 | 59.2     | A    | 40-90 | 0:26:00        | 831763.7711           | 53.8             | 69.7             | 64.0            | 61.1            |
| 782   | 4/27/2010 | 21:46:04 | 60.1     | A    | 40-90 | 0:26:02        | 1023292.992           | 53.8             | 69.7             | 64.0            | 61.1            |
| 783   | 4/27/2010 | 21:46:06 | 58.9     | A    | 40-90 | 0:26:04        | 776247.1166           | 53.8             | 69.7             | 64.0            | 61.1            |

## Receiver 5- Day

| Point | Date      | Time     | Pressure | Unit | Scale | Acumulate Time | 10 <sup>^(.1*A)</sup> | L <sub>min</sub> | L <sub>max</sub> | L <sub>10</sub> | L <sub>eq</sub> |
|-------|-----------|----------|----------|------|-------|----------------|-----------------------|------------------|------------------|-----------------|-----------------|
| 784   | 4/27/2010 | 21:46:08 | 60.6     | A    | 40-90 | 0:26:06        | 1148153.621           | 53.8             | 69.7             | 64.0            | 61.1            |
| 785   | 4/27/2010 | 21:46:10 | 61.2     | A    | 40-90 | 0:26:08        | 1318256.739           | 53.8             | 69.7             | 64.0            | 61.1            |
| 786   | 4/27/2010 | 21:46:12 | 60.9     | A    | 40-90 | 0:26:10        | 1230268.771           | 53.8             | 69.7             | 64.0            | 61.1            |
| 787   | 4/27/2010 | 21:46:14 | 59       | A    | 40-90 | 0:26:12        | 794328.2347           | 53.8             | 69.7             | 64.0            | 61.1            |
| 788   | 4/27/2010 | 21:46:16 | 57.6     | A    | 40-90 | 0:26:14        | 575439.9373           | 53.8             | 69.7             | 64.0            | 61.1            |
| 789   | 4/27/2010 | 21:46:18 | 61.7     | A    | 40-90 | 0:26:16        | 1479108.388           | 53.8             | 69.7             | 64.0            | 61.1            |
| 790   | 4/27/2010 | 21:46:20 | 62.8     | A    | 40-90 | 0:26:18        | 1905460.718           | 53.8             | 69.7             | 64.0            | 61.1            |
| 791   | 4/27/2010 | 21:46:22 | 63.3     | A    | 40-90 | 0:26:20        | 2137962.09            | 53.8             | 69.7             | 64.0            | 61.1            |
| 792   | 4/27/2010 | 21:46:24 | 64.4     | A    | 40-90 | 0:26:22        | 2754228.703           | 53.8             | 69.7             | 64.0            | 61.1            |
| 793   | 4/27/2010 | 21:46:26 | 64.9     | A    | 40-90 | 0:26:24        | 3090295.433           | 53.8             | 69.7             | 64.0            | 61.1            |
| 794   | 4/27/2010 | 21:46:28 | 64.1     | A    | 40-90 | 0:26:26        | 2570395.783           | 53.8             | 69.7             | 64.0            | 61.1            |
| 795   | 4/27/2010 | 21:46:30 | 63.2     | A    | 40-90 | 0:26:28        | 2089296.131           | 53.8             | 69.7             | 64.0            | 61.1            |
| 796   | 4/27/2010 | 21:46:32 | 60.7     | A    | 40-90 | 0:26:30        | 1174897.555           | 53.8             | 69.7             | 64.0            | 61.1            |
| 797   | 4/27/2010 | 21:46:34 | 57.2     | A    | 40-90 | 0:26:32        | 524807.4602           | 53.8             | 69.7             | 64.0            | 61.1            |
| 798   | 4/27/2010 | 21:46:36 | 55.9     | A    | 40-90 | 0:26:34        | 389045.145            | 53.8             | 69.7             | 64.0            | 61.1            |
| 799   | 4/27/2010 | 21:46:38 | 55.2     | A    | 40-90 | 0:26:36        | 331131.1215           | 53.8             | 69.7             | 64.0            | 61.1            |
| 800   | 4/27/2010 | 21:46:40 | 54.6     | A    | 40-90 | 0:26:38        | 288403.1503           | 53.8             | 69.7             | 64.0            | 61.1            |
| 801   | 4/27/2010 | 21:46:42 | 55.5     | A    | 40-90 | 0:26:40        | 354813.3892           | 53.8             | 69.7             | 64.0            | 61.1            |
| 802   | 4/27/2010 | 21:46:44 | 55.1     | A    | 40-90 | 0:26:42        | 323593.6569           | 53.8             | 69.7             | 64.0            | 61.1            |
| 803   | 4/27/2010 | 21:46:46 | 53.9     | A    | 40-90 | 0:26:44        | 245470.8916           | 53.8             | 69.7             | 64.0            | 61.1            |
| 804   | 4/27/2010 | 21:46:48 | 54.4     | A    | 40-90 | 0:26:46        | 275422.8703           | 53.8             | 69.7             | 64.0            | 61.1            |
| 805   | 4/27/2010 | 21:46:50 | 54.4     | A    | 40-90 | 0:26:48        | 275422.8703           | 53.8             | 69.7             | 64.0            | 61.1            |
| 806   | 4/27/2010 | 21:46:52 | 55.1     | A    | 40-90 | 0:26:50        | 323593.6569           | 53.8             | 69.7             | 64.0            | 61.1            |
| 807   | 4/27/2010 | 21:46:54 | 59.2     | A    | 40-90 | 0:26:52        | 831763.7711           | 53.8             | 69.7             | 64.0            | 61.1            |
| 808   | 4/27/2010 | 21:46:56 | 60.9     | A    | 40-90 | 0:26:54        | 1230268.771           | 53.8             | 69.7             | 64.0            | 61.1            |
| 809   | 4/27/2010 | 21:46:58 | 61.4     | A    | 40-90 | 0:26:56        | 1380384.265           | 53.8             | 69.7             | 64.0            | 61.1            |
| 810   | 4/27/2010 | 21:47:00 | 57       | A    | 40-90 | 0:26:58        | 501187.2336           | 53.8             | 69.7             | 64.0            | 61.1            |
| 811   | 4/27/2010 | 21:47:02 | 55.5     | A    | 40-90 | 0:27:00        | 354813.3892           | 53.8             | 69.7             | 64.0            | 61.1            |
| 812   | 4/27/2010 | 21:47:04 | 54.5     | A    | 40-90 | 0:27:02        | 281838.2931           | 53.8             | 69.7             | 64.0            | 61.1            |



## Receiver 5- Day

| Point | Date      | Time     | Pressure | Unit | Scale | Acumulate Time | 10 <sup>^(.1*A)</sup> | L <sub>min</sub> | L <sub>max</sub> | L <sub>10</sub> | L <sub>eq</sub> |
|-------|-----------|----------|----------|------|-------|----------------|-----------------------|------------------|------------------|-----------------|-----------------|
| 813   | 4/27/2010 | 21:47:06 | 54.7     | A    | 40-90 | 0:27:04        | 295120.9227           | 53.8             | 69.7             | 64.0            | 61.1            |
| 814   | 4/27/2010 | 21:47:08 | 55.7     | A    | 40-90 | 0:27:06        | 371535.2291           | 53.8             | 69.7             | 64.0            | 61.1            |
| 815   | 4/27/2010 | 21:47:10 | 56.8     | A    | 40-90 | 0:27:08        | 478630.0923           | 53.8             | 69.7             | 64.0            | 61.1            |
| 816   | 4/27/2010 | 21:47:12 | 60.5     | A    | 40-90 | 0:27:10        | 1122018.454           | 53.8             | 69.7             | 64.0            | 61.1            |
| 817   | 4/27/2010 | 21:47:14 | 60.7     | A    | 40-90 | 0:27:12        | 1174897.555           | 53.8             | 69.7             | 64.0            | 61.1            |
| 818   | 4/27/2010 | 21:47:16 | 62.7     | A    | 40-90 | 0:27:14        | 1862087.137           | 53.8             | 69.7             | 64.0            | 61.1            |
| 819   | 4/27/2010 | 21:47:18 | 62.8     | A    | 40-90 | 0:27:16        | 1905460.718           | 53.8             | 69.7             | 64.0            | 61.1            |
| 820   | 4/27/2010 | 21:47:20 | 62.9     | A    | 40-90 | 0:27:18        | 1949844.6             | 53.8             | 69.7             | 64.0            | 61.1            |
| 821   | 4/27/2010 | 21:47:22 | 60       | A    | 40-90 | 0:27:20        | 1000000               | 53.8             | 69.7             | 64.0            | 61.1            |
| 822   | 4/27/2010 | 21:47:24 | 58.1     | A    | 40-90 | 0:27:22        | 645654.229            | 53.8             | 69.7             | 64.0            | 61.1            |
| 823   | 4/27/2010 | 21:47:26 | 59.9     | A    | 40-90 | 0:27:24        | 977237.221            | 53.8             | 69.7             | 64.0            | 61.1            |
| 824   | 4/27/2010 | 21:47:28 | 61.3     | A    | 40-90 | 0:27:26        | 1348962.883           | 53.8             | 69.7             | 64.0            | 61.1            |
| 825   | 4/27/2010 | 21:47:30 | 62.1     | A    | 40-90 | 0:27:28        | 1621810.097           | 53.8             | 69.7             | 64.0            | 61.1            |
| 826   | 4/27/2010 | 21:47:32 | 62.9     | A    | 40-90 | 0:27:30        | 1949844.6             | 53.8             | 69.7             | 64.0            | 61.1            |
| 827   | 4/27/2010 | 21:47:34 | 62.8     | A    | 40-90 | 0:27:32        | 1905460.718           | 53.8             | 69.7             | 64.0            | 61.1            |
| 828   | 4/27/2010 | 21:47:36 | 62.4     | A    | 40-90 | 0:27:34        | 1737800.829           | 53.8             | 69.7             | 64.0            | 61.1            |
| 829   | 4/27/2010 | 21:47:38 | 60.3     | A    | 40-90 | 0:27:36        | 1071519.305           | 53.8             | 69.7             | 64.0            | 61.1            |
| 830   | 4/27/2010 | 21:47:40 | 60.7     | A    | 40-90 | 0:27:38        | 1174897.555           | 53.8             | 69.7             | 64.0            | 61.1            |
| 831   | 4/27/2010 | 21:47:42 | 62       | A    | 40-90 | 0:27:40        | 1584893.192           | 53.8             | 69.7             | 64.0            | 61.1            |
| 832   | 4/27/2010 | 21:47:44 | 62       | A    | 40-90 | 0:27:42        | 1584893.192           | 53.8             | 69.7             | 64.0            | 61.1            |
| 833   | 4/27/2010 | 21:47:46 | 59.3     | A    | 40-90 | 0:27:44        | 851138.0382           | 53.8             | 69.7             | 64.0            | 61.1            |
| 834   | 4/27/2010 | 21:47:48 | 58.3     | A    | 40-90 | 0:27:46        | 676082.9754           | 53.8             | 69.7             | 64.0            | 61.1            |
| 835   | 4/27/2010 | 21:47:50 | 55.6     | A    | 40-90 | 0:27:48        | 363078.0548           | 53.8             | 69.7             | 64.0            | 61.1            |
| 836   | 4/27/2010 | 21:47:52 | 55       | A    | 40-90 | 0:27:50        | 316227.766            | 53.8             | 69.7             | 64.0            | 61.1            |
| 837   | 4/27/2010 | 21:47:54 | 56.1     | A    | 40-90 | 0:27:52        | 407380.2778           | 53.8             | 69.7             | 64.0            | 61.1            |
| 838   | 4/27/2010 | 21:47:56 | 58.3     | A    | 40-90 | 0:27:54        | 676082.9754           | 53.8             | 69.7             | 64.0            | 61.1            |
| 839   | 4/27/2010 | 21:47:58 | 60.1     | A    | 40-90 | 0:27:56        | 1023292.992           | 53.8             | 69.7             | 64.0            | 61.1            |
| 840   | 4/27/2010 | 21:48:00 | 60.6     | A    | 40-90 | 0:27:58        | 1148153.621           | 53.8             | 69.7             | 64.0            | 61.1            |
| 841   | 4/27/2010 | 21:48:02 | 60.1     | A    | 40-90 | 0:28:00        | 1023292.992           | 53.8             | 69.7             | 64.0            | 61.1            |

## Receiver 5- Day

| Point | Date      | Time     | Pressure | Unit | Scale | Acumulate Time | 10 <sup>^(.1*A)</sup> | L <sub>min</sub> | L <sub>max</sub> | L <sub>10</sub> | L <sub>eq</sub> |
|-------|-----------|----------|----------|------|-------|----------------|-----------------------|------------------|------------------|-----------------|-----------------|
| 842   | 4/27/2010 | 21:48:04 | 59.6     | A    | 40-90 | 0:28:02        | 912010.8394           | 53.8             | 69.7             | 64.0            | 61.1            |
| 843   | 4/27/2010 | 21:48:06 | 59.1     | A    | 40-90 | 0:28:04        | 812830.5162           | 53.8             | 69.7             | 64.0            | 61.1            |
| 844   | 4/27/2010 | 21:48:08 | 57.8     | A    | 40-90 | 0:28:06        | 602559.5861           | 53.8             | 69.7             | 64.0            | 61.1            |
| 845   | 4/27/2010 | 21:48:10 | 60.3     | A    | 40-90 | 0:28:08        | 1071519.305           | 53.8             | 69.7             | 64.0            | 61.1            |
| 846   | 4/27/2010 | 21:48:12 | 60.8     | A    | 40-90 | 0:28:10        | 1202264.435           | 53.8             | 69.7             | 64.0            | 61.1            |
| 847   | 4/27/2010 | 21:48:14 | 62       | A    | 40-90 | 0:28:12        | 1584893.192           | 53.8             | 69.7             | 64.0            | 61.1            |
| 848   | 4/27/2010 | 21:48:16 | 58.6     | A    | 40-90 | 0:28:14        | 724435.9601           | 53.8             | 69.7             | 64.0            | 61.1            |
| 849   | 4/27/2010 | 21:48:18 | 59.1     | A    | 40-90 | 0:28:16        | 812830.5162           | 53.8             | 69.7             | 64.0            | 61.1            |
| 850   | 4/27/2010 | 21:48:20 | 61.2     | A    | 40-90 | 0:28:18        | 1318256.739           | 53.8             | 69.7             | 64.0            | 61.1            |
| 851   | 4/27/2010 | 21:48:22 | 60.2     | A    | 40-90 | 0:28:20        | 1047128.548           | 53.8             | 69.7             | 64.0            | 61.1            |
| 852   | 4/27/2010 | 21:48:24 | 60       | A    | 40-90 | 0:28:22        | 1000000               | 53.8             | 69.7             | 64.0            | 61.1            |
| 853   | 4/27/2010 | 21:48:26 | 57.2     | A    | 40-90 | 0:28:24        | 524807.4602           | 53.8             | 69.7             | 64.0            | 61.1            |
| 854   | 4/27/2010 | 21:48:28 | 56.4     | A    | 40-90 | 0:28:26        | 436515.8322           | 53.8             | 69.7             | 64.0            | 61.1            |
| 855   | 4/27/2010 | 21:48:30 | 55.1     | A    | 40-90 | 0:28:28        | 323593.6569           | 53.8             | 69.7             | 64.0            | 61.1            |
| 856   | 4/27/2010 | 21:48:32 | 54.7     | A    | 40-90 | 0:28:30        | 295120.9227           | 53.8             | 69.7             | 64.0            | 61.1            |
| 857   | 4/27/2010 | 21:48:34 | 56       | A    | 40-90 | 0:28:32        | 398107.1706           | 53.8             | 69.7             | 64.0            | 61.1            |
| 858   | 4/27/2010 | 21:48:36 | 57.1     | A    | 40-90 | 0:28:34        | 512861.384            | 53.8             | 69.7             | 64.0            | 61.1            |
| 859   | 4/27/2010 | 21:48:38 | 59.5     | A    | 40-90 | 0:28:36        | 891250.9381           | 53.8             | 69.7             | 64.0            | 61.1            |
| 860   | 4/27/2010 | 21:48:40 | 62.4     | A    | 40-90 | 0:28:38        | 1737800.829           | 53.8             | 69.7             | 64.0            | 61.1            |
| 861   | 4/27/2010 | 21:48:42 | 63.1     | A    | 40-90 | 0:28:40        | 2041737.945           | 53.8             | 69.7             | 64.0            | 61.1            |
| 862   | 4/27/2010 | 21:48:44 | 62.6     | A    | 40-90 | 0:28:42        | 1819700.859           | 53.8             | 69.7             | 64.0            | 61.1            |
| 863   | 4/27/2010 | 21:48:46 | 61.6     | A    | 40-90 | 0:28:44        | 1445439.771           | 53.8             | 69.7             | 64.0            | 61.1            |
| 864   | 4/27/2010 | 21:48:48 | 60.4     | A    | 40-90 | 0:28:46        | 1096478.196           | 53.8             | 69.7             | 64.0            | 61.1            |
| 865   | 4/27/2010 | 21:48:50 | 59.5     | A    | 40-90 | 0:28:48        | 891250.9381           | 53.8             | 69.7             | 64.0            | 61.1            |
| 866   | 4/27/2010 | 21:48:52 | 57.5     | A    | 40-90 | 0:28:50        | 562341.3252           | 53.8             | 69.7             | 64.0            | 61.1            |
| 867   | 4/27/2010 | 21:48:54 | 57       | A    | 40-90 | 0:28:52        | 501187.2336           | 53.8             | 69.7             | 64.0            | 61.1            |
| 868   | 4/27/2010 | 21:48:56 | 56       | A    | 40-90 | 0:28:54        | 398107.1706           | 53.8             | 69.7             | 64.0            | 61.1            |
| 869   | 4/27/2010 | 21:48:58 | 56.4     | A    | 40-90 | 0:28:56        | 436515.8322           | 53.8             | 69.7             | 64.0            | 61.1            |
| 870   | 4/27/2010 | 21:49:00 | 56.3     | A    | 40-90 | 0:28:58        | 426579.5188           | 53.8             | 69.7             | 64.0            | 61.1            |

## Receiver 5- Day

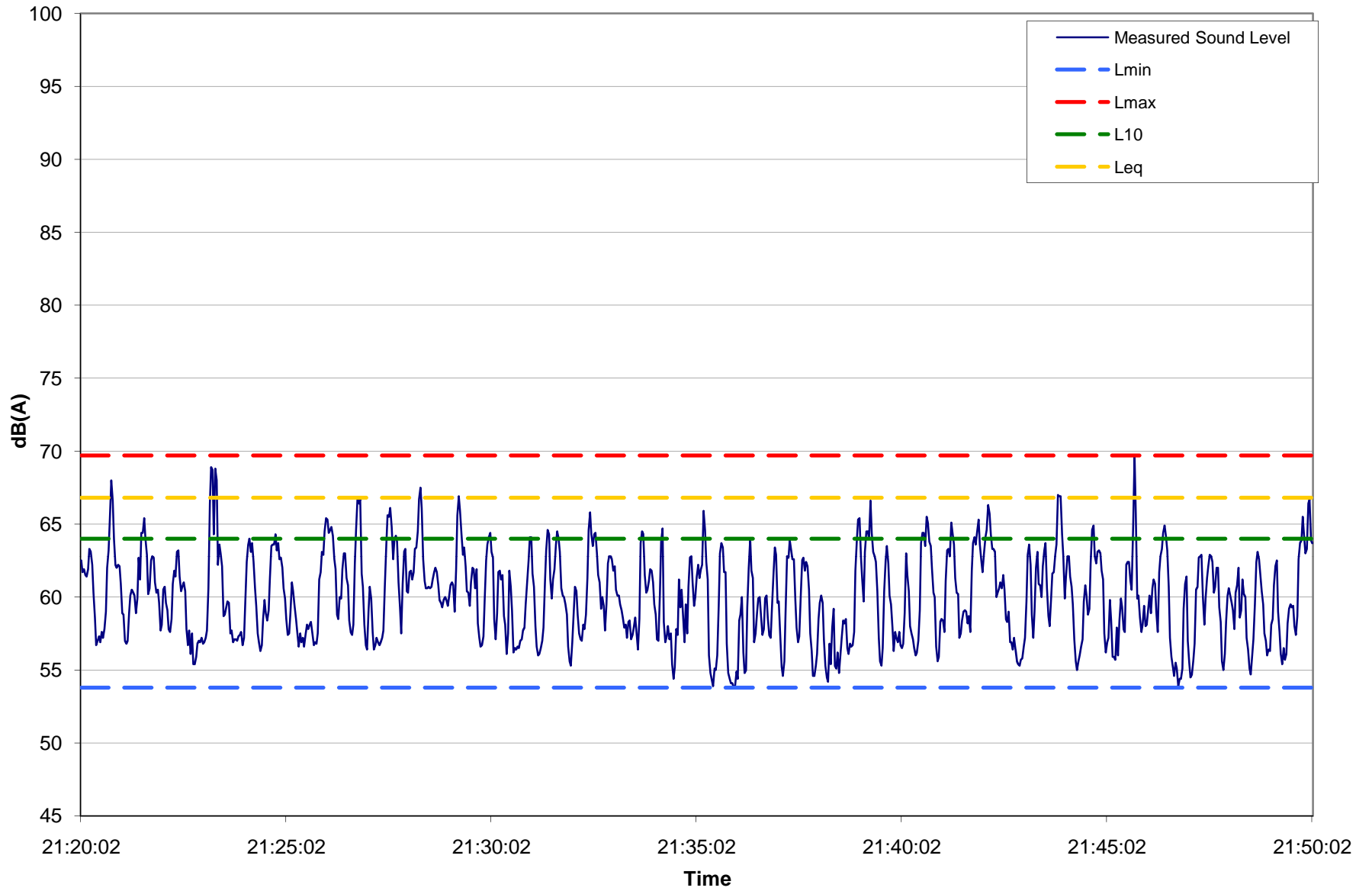
| Point | Date      | Time     | Pressure | Unit | Scale | Acumulate Time | 10^(.1*A)   | L <sub>min</sub> | L <sub>max</sub> | L <sub>10</sub> | L <sub>eq</sub> |
|-------|-----------|----------|----------|------|-------|----------------|-------------|------------------|------------------|-----------------|-----------------|
| 871   | 4/27/2010 | 21:49:02 | 58.1     | A    | 40-90 | 0:29:00        | 645654.229  | 53.8             | 69.7             | 64.0            | 61.1            |
| 872   | 4/27/2010 | 21:49:04 | 58.5     | A    | 40-90 | 0:29:02        | 707945.7844 | 53.8             | 69.7             | 64.0            | 61.1            |
| 873   | 4/27/2010 | 21:49:06 | 60.8     | A    | 40-90 | 0:29:04        | 1202264.435 | 53.8             | 69.7             | 64.0            | 61.1            |
| 874   | 4/27/2010 | 21:49:08 | 62.1     | A    | 40-90 | 0:29:06        | 1621810.097 | 53.8             | 69.7             | 64.0            | 61.1            |
| 875   | 4/27/2010 | 21:49:10 | 62.5     | A    | 40-90 | 0:29:08        | 1778279.41  | 53.8             | 69.7             | 64.0            | 61.1            |
| 876   | 4/27/2010 | 21:49:12 | 59       | A    | 40-90 | 0:29:10        | 794328.2347 | 53.8             | 69.7             | 64.0            | 61.1            |
| 877   | 4/27/2010 | 21:49:14 | 57.6     | A    | 40-90 | 0:29:12        | 575439.9373 | 53.8             | 69.7             | 64.0            | 61.1            |
| 878   | 4/27/2010 | 21:49:16 | 56.1     | A    | 40-90 | 0:29:14        | 407380.2778 | 53.8             | 69.7             | 64.0            | 61.1            |
| 879   | 4/27/2010 | 21:49:18 | 55.4     | A    | 40-90 | 0:29:16        | 346736.8505 | 53.8             | 69.7             | 64.0            | 61.1            |
| 880   | 4/27/2010 | 21:49:20 | 56.5     | A    | 40-90 | 0:29:18        | 446683.5922 | 53.8             | 69.7             | 64.0            | 61.1            |
| 881   | 4/27/2010 | 21:49:22 | 55.7     | A    | 40-90 | 0:29:20        | 371535.2291 | 53.8             | 69.7             | 64.0            | 61.1            |
| 882   | 4/27/2010 | 21:49:24 | 56.1     | A    | 40-90 | 0:29:22        | 407380.2778 | 53.8             | 69.7             | 64.0            | 61.1            |
| 883   | 4/27/2010 | 21:49:26 | 58.2     | A    | 40-90 | 0:29:24        | 660693.448  | 53.8             | 69.7             | 64.0            | 61.1            |
| 884   | 4/27/2010 | 21:49:28 | 59.2     | A    | 40-90 | 0:29:26        | 831763.7711 | 53.8             | 69.7             | 64.0            | 61.1            |
| 885   | 4/27/2010 | 21:49:30 | 59.5     | A    | 40-90 | 0:29:28        | 891250.9381 | 53.8             | 69.7             | 64.0            | 61.1            |
| 886   | 4/27/2010 | 21:49:32 | 59.3     | A    | 40-90 | 0:29:30        | 851138.0382 | 53.8             | 69.7             | 64.0            | 61.1            |
| 887   | 4/27/2010 | 21:49:34 | 59.4     | A    | 40-90 | 0:29:32        | 870963.59   | 53.8             | 69.7             | 64.0            | 61.1            |
| 888   | 4/27/2010 | 21:49:36 | 58       | A    | 40-90 | 0:29:34        | 630957.3445 | 53.8             | 69.7             | 64.0            | 61.1            |
| 889   | 4/27/2010 | 21:49:38 | 57.4     | A    | 40-90 | 0:29:36        | 549540.8739 | 53.8             | 69.7             | 64.0            | 61.1            |
| 890   | 4/27/2010 | 21:49:40 | 58.7     | A    | 40-90 | 0:29:38        | 741310.2413 | 53.8             | 69.7             | 64.0            | 61.1            |
| 891   | 4/27/2010 | 21:49:42 | 62.6     | A    | 40-90 | 0:29:40        | 1819700.859 | 53.8             | 69.7             | 64.0            | 61.1            |
| 892   | 4/27/2010 | 21:49:44 | 63.7     | A    | 40-90 | 0:29:42        | 2344228.815 | 53.8             | 69.7             | 64.0            | 61.1            |
| 893   | 4/27/2010 | 21:49:46 | 63.9     | A    | 40-90 | 0:29:44        | 2454708.916 | 53.8             | 69.7             | 64.0            | 61.1            |
| 894   | 4/27/2010 | 21:49:48 | 65.5     | A    | 40-90 | 0:29:46        | 3548133.892 | 53.8             | 69.7             | 64.0            | 61.1            |
| 895   | 4/27/2010 | 21:49:50 | 64.1     | A    | 40-90 | 0:29:48        | 2570395.783 | 53.8             | 69.7             | 64.0            | 61.1            |
| 896   | 4/27/2010 | 21:49:52 | 63       | A    | 40-90 | 0:29:50        | 1995262.315 | 53.8             | 69.7             | 64.0            | 61.1            |
| 897   | 4/27/2010 | 21:49:54 | 63.3     | A    | 40-90 | 0:29:52        | 2137962.09  | 53.8             | 69.7             | 64.0            | 61.1            |
| 898   | 4/27/2010 | 21:49:56 | 66.4     | A    | 40-90 | 0:29:54        | 4365158.322 | 53.8             | 69.7             | 64.0            | 61.1            |
| 899   | 4/27/2010 | 21:49:58 | 66.7     | A    | 40-90 | 0:29:56        | 4677351.413 | 53.8             | 69.7             | 64.0            | 61.1            |

Receiver 5- Day

| Point | Date      | Time     | Pressure | Unit | Scale | Acumulate Time | 10 <sup>^(.1*A)</sup> |
|-------|-----------|----------|----------|------|-------|----------------|-----------------------|
| 900   | 4/27/2010 | 21:50:00 | 63.9     | A    | 40-90 | 0:29:58        | 2454708.916           |
| 901   | 4/27/2010 | 21:50:02 | 63.7     | A    | 40-90 | 0:30:00        | 2344228.815           |
|       |           |          |          |      |       | <b>SUM</b>     | 1165939546            |

| L <sub>min</sub> | L <sub>max</sub> | L <sub>10</sub> | L <sub>eq</sub> |
|------------------|------------------|-----------------|-----------------|
| 53.8             | 69.7             | 64.0            | 61.1            |
| 53.8             | 69.7             | 64.0            | 61.1            |

| Lmin | Lmax | L10  | Leq  |
|------|------|------|------|
| 53.8 | 69.7 | 64.0 | 61.1 |



## Receiver 5- Night

| Point | Date      | Time     | Pressure | Unit | Scale | Acumulate Time | 10^(.1*A)   | L <sub>min</sub> | L <sub>max</sub> | L <sub>10</sub> | L <sub>eq</sub> |
|-------|-----------|----------|----------|------|-------|----------------|-------------|------------------|------------------|-----------------|-----------------|
| 1     | 4/27/2010 | 22:00:04 | 59.8     | A    | 40-90 | 0:00:00        | 954992.586  | 52.3             | 68.4             | 63.5            | 60.1            |
| 2     | 4/27/2010 | 22:00:06 | 57.7     | A    | 40-90 | 0:00:02        | 588843.6554 | 52.3             | 68.4             | 63.5            | 60.1            |
| 3     | 4/27/2010 | 22:00:08 | 57.6     | A    | 40-90 | 0:00:04        | 575439.9373 | 52.3             | 68.4             | 63.5            | 60.1            |
| 4     | 4/27/2010 | 22:00:10 | 59.7     | A    | 40-90 | 0:00:06        | 933254.3008 | 52.3             | 68.4             | 63.5            | 60.1            |
| 5     | 4/27/2010 | 22:00:12 | 61.1     | A    | 40-90 | 0:00:08        | 1288249.552 | 52.3             | 68.4             | 63.5            | 60.1            |
| 6     | 4/27/2010 | 22:00:14 | 59.8     | A    | 40-90 | 0:00:10        | 954992.586  | 52.3             | 68.4             | 63.5            | 60.1            |
| 7     | 4/27/2010 | 22:00:16 | 57.9     | A    | 40-90 | 0:00:12        | 616595.0019 | 52.3             | 68.4             | 63.5            | 60.1            |
| 8     | 4/27/2010 | 22:00:18 | 55.9     | A    | 40-90 | 0:00:14        | 389045.145  | 52.3             | 68.4             | 63.5            | 60.1            |
| 9     | 4/27/2010 | 22:00:20 | 58.3     | A    | 40-90 | 0:00:16        | 676082.9754 | 52.3             | 68.4             | 63.5            | 60.1            |
| 10    | 4/27/2010 | 22:00:22 | 62.6     | A    | 40-90 | 0:00:18        | 1819700.859 | 52.3             | 68.4             | 63.5            | 60.1            |
| 11    | 4/27/2010 | 22:00:24 | 63       | A    | 40-90 | 0:00:20        | 1995262.315 | 52.3             | 68.4             | 63.5            | 60.1            |
| 12    | 4/27/2010 | 22:00:26 | 62.6     | A    | 40-90 | 0:00:22        | 1819700.859 | 52.3             | 68.4             | 63.5            | 60.1            |
| 13    | 4/27/2010 | 22:00:28 | 62.9     | A    | 40-90 | 0:00:24        | 1949844.6   | 52.3             | 68.4             | 63.5            | 60.1            |
| 14    | 4/27/2010 | 22:00:30 | 62.8     | A    | 40-90 | 0:00:26        | 1905460.718 | 52.3             | 68.4             | 63.5            | 60.1            |
| 15    | 4/27/2010 | 22:00:32 | 60.1     | A    | 40-90 | 0:00:28        | 1023292.992 | 52.3             | 68.4             | 63.5            | 60.1            |
| 16    | 4/27/2010 | 22:00:34 | 58.7     | A    | 40-90 | 0:00:30        | 741310.2413 | 52.3             | 68.4             | 63.5            | 60.1            |
| 17    | 4/27/2010 | 22:00:36 | 57.1     | A    | 40-90 | 0:00:32        | 512861.384  | 52.3             | 68.4             | 63.5            | 60.1            |
| 18    | 4/27/2010 | 22:00:38 | 57.8     | A    | 40-90 | 0:00:34        | 602559.5861 | 52.3             | 68.4             | 63.5            | 60.1            |
| 19    | 4/27/2010 | 22:00:40 | 57.9     | A    | 40-90 | 0:00:36        | 616595.0019 | 52.3             | 68.4             | 63.5            | 60.1            |
| 20    | 4/27/2010 | 22:00:42 | 57.7     | A    | 40-90 | 0:00:38        | 588843.6554 | 52.3             | 68.4             | 63.5            | 60.1            |
| 21    | 4/27/2010 | 22:00:44 |          | A    | 40-90 | 0:00:40        | 1           | 52.3             | 68.4             | 63.5            | 60.1            |
| 22    | 4/27/2010 | 22:00:46 | 59.1     | A    | 40-90 | 0:00:42        | 812830.5162 | 52.3             | 68.4             | 63.5            | 60.1            |
| 23    | 4/27/2010 | 22:00:48 | 60.3     | A    | 40-90 | 0:00:44        | 1071519.305 | 52.3             | 68.4             | 63.5            | 60.1            |
| 24    | 4/27/2010 | 22:00:50 | 59.9     | A    | 40-90 | 0:00:46        | 977237.221  | 52.3             | 68.4             | 63.5            | 60.1            |
| 25    | 4/27/2010 | 22:00:52 | 61.9     | A    | 40-90 | 0:00:48        | 1548816.619 | 52.3             | 68.4             | 63.5            | 60.1            |
| 26    | 4/27/2010 | 22:00:54 | 62.9     | A    | 40-90 | 0:00:50        | 1949844.6   | 52.3             | 68.4             | 63.5            | 60.1            |
| 27    | 4/27/2010 | 22:00:56 | 63.8     | A    | 40-90 | 0:00:52        | 2398832.919 | 52.3             | 68.4             | 63.5            | 60.1            |
| 28    | 4/27/2010 | 22:00:58 | 63.5     | A    | 40-90 | 0:00:54        | 2238721.139 | 52.3             | 68.4             | 63.5            | 60.1            |
| 29    | 4/27/2010 | 22:01:00 | 61.9     | A    | 40-90 | 0:00:56        | 1548816.619 | 52.3             | 68.4             | 63.5            | 60.1            |

## Receiver 5- Night

| Point | Date      | Time     | Pressure | Unit | Scale | Acumulate Time | 10^(.1*A)   | L <sub>min</sub> | L <sub>max</sub> | L <sub>10</sub> | L <sub>eq</sub> |
|-------|-----------|----------|----------|------|-------|----------------|-------------|------------------|------------------|-----------------|-----------------|
| 30    | 4/27/2010 | 22:01:02 | 60.4     | A    | 40-90 | 0:00:58        | 1096478.196 | 52.3             | 68.4             | 63.5            | 60.1            |
| 31    | 4/27/2010 | 22:01:04 | 59.8     | A    | 40-90 | 0:01:00        | 954992.586  | 52.3             | 68.4             | 63.5            | 60.1            |
| 32    | 4/27/2010 | 22:01:06 | 57.3     | A    | 40-90 | 0:01:02        | 537031.7964 | 52.3             | 68.4             | 63.5            | 60.1            |
| 33    | 4/27/2010 | 22:01:08 | 57.1     | A    | 40-90 | 0:01:04        | 512861.384  | 52.3             | 68.4             | 63.5            | 60.1            |
| 34    | 4/27/2010 | 22:01:10 | 57.2     | A    | 40-90 | 0:01:06        | 524807.4602 | 52.3             | 68.4             | 63.5            | 60.1            |
| 35    | 4/27/2010 | 22:01:12 | 60.5     | A    | 40-90 | 0:01:08        | 1122018.454 | 52.3             | 68.4             | 63.5            | 60.1            |
| 36    | 4/27/2010 | 22:01:14 | 62.3     | A    | 40-90 | 0:01:10        | 1698243.652 | 52.3             | 68.4             | 63.5            | 60.1            |
| 37    | 4/27/2010 | 22:01:16 | 61.4     | A    | 40-90 | 0:01:12        | 1380384.265 | 52.3             | 68.4             | 63.5            | 60.1            |
| 38    | 4/27/2010 | 22:01:18 | 57.4     | A    | 40-90 | 0:01:14        | 549540.8739 | 52.3             | 68.4             | 63.5            | 60.1            |
| 39    | 4/27/2010 | 22:01:20 | 55.7     | A    | 40-90 | 0:01:16        | 371535.2291 | 52.3             | 68.4             | 63.5            | 60.1            |
| 40    | 4/27/2010 | 22:01:22 | 55.3     | A    | 40-90 | 0:01:18        | 338844.1561 | 52.3             | 68.4             | 63.5            | 60.1            |
| 41    | 4/27/2010 | 22:01:24 | 54.9     | A    | 40-90 | 0:01:20        | 309029.5433 | 52.3             | 68.4             | 63.5            | 60.1            |
| 42    | 4/27/2010 | 22:01:26 | 55.5     | A    | 40-90 | 0:01:22        | 354813.3892 | 52.3             | 68.4             | 63.5            | 60.1            |
| 43    | 4/27/2010 | 22:01:28 | 55.7     | A    | 40-90 | 0:01:24        | 371535.2291 | 52.3             | 68.4             | 63.5            | 60.1            |
| 44    | 4/27/2010 | 22:01:30 | 56.4     | A    | 40-90 | 0:01:26        | 436515.8322 | 52.3             | 68.4             | 63.5            | 60.1            |
| 45    | 4/27/2010 | 22:01:32 | 55.7     | A    | 40-90 | 0:01:28        | 371535.2291 | 52.3             | 68.4             | 63.5            | 60.1            |
| 46    | 4/27/2010 | 22:01:34 | 56.1     | A    | 40-90 | 0:01:30        | 407380.2778 | 52.3             | 68.4             | 63.5            | 60.1            |
| 47    | 4/27/2010 | 22:01:36 | 55.3     | A    | 40-90 | 0:01:32        | 338844.1561 | 52.3             | 68.4             | 63.5            | 60.1            |
| 48    | 4/27/2010 | 22:01:38 | 55.5     | A    | 40-90 | 0:01:34        | 354813.3892 | 52.3             | 68.4             | 63.5            | 60.1            |
| 49    | 4/27/2010 | 22:01:40 | 54.7     | A    | 40-90 | 0:01:36        | 295120.9227 | 52.3             | 68.4             | 63.5            | 60.1            |
| 50    | 4/27/2010 | 22:01:42 | 56.1     | A    | 40-90 | 0:01:38        | 407380.2778 | 52.3             | 68.4             | 63.5            | 60.1            |
| 51    | 4/27/2010 | 22:01:44 | 58.2     | A    | 40-90 | 0:01:40        | 660693.448  | 52.3             | 68.4             | 63.5            | 60.1            |
| 52    | 4/27/2010 | 22:01:46 | 60.6     | A    | 40-90 | 0:01:42        | 1148153.621 | 52.3             | 68.4             | 63.5            | 60.1            |
| 53    | 4/27/2010 | 22:01:48 | 59.3     | A    | 40-90 | 0:01:44        | 851138.0382 | 52.3             | 68.4             | 63.5            | 60.1            |
| 54    | 4/27/2010 | 22:01:50 | 57.8     | A    | 40-90 | 0:01:46        | 602559.5861 | 52.3             | 68.4             | 63.5            | 60.1            |
| 55    | 4/27/2010 | 22:01:52 | 57.1     | A    | 40-90 | 0:01:48        | 512861.384  | 52.3             | 68.4             | 63.5            | 60.1            |
| 56    | 4/27/2010 | 22:01:54 | 58.1     | A    | 40-90 | 0:01:50        | 645654.229  | 52.3             | 68.4             | 63.5            | 60.1            |
| 57    | 4/27/2010 | 22:01:56 | 57       | A    | 40-90 | 0:01:52        | 501187.2336 | 52.3             | 68.4             | 63.5            | 60.1            |
| 58    | 4/27/2010 | 22:01:58 | 56.3     | A    | 40-90 | 0:01:54        | 426579.5188 | 52.3             | 68.4             | 63.5            | 60.1            |

## Receiver 5- Night

| Point | Date      | Time     | Pressure | Unit | Scale | Acumulate Time | 10^(1*A)    | L <sub>min</sub> | L <sub>max</sub> | L <sub>10</sub> | L <sub>eq</sub> |
|-------|-----------|----------|----------|------|-------|----------------|-------------|------------------|------------------|-----------------|-----------------|
| 59    | 4/27/2010 | 22:02:00 | 54.7     | A    | 40-90 | 0:01:56        | 295120.9227 | 52.3             | 68.4             | 63.5            | 60.1            |
| 60    | 4/27/2010 | 22:02:02 | 55.2     | A    | 40-90 | 0:01:58        | 331131.1215 | 52.3             | 68.4             | 63.5            | 60.1            |
| 61    | 4/27/2010 | 22:02:04 | 53.9     | A    | 40-90 | 0:02:00        | 245470.8916 | 52.3             | 68.4             | 63.5            | 60.1            |
| 62    | 4/27/2010 | 22:02:06 | 54.7     | A    | 40-90 | 0:02:02        | 295120.9227 | 52.3             | 68.4             | 63.5            | 60.1            |
| 63    | 4/27/2010 | 22:02:08 | 54.6     | A    | 40-90 | 0:02:04        | 288403.1503 | 52.3             | 68.4             | 63.5            | 60.1            |
| 64    | 4/27/2010 | 22:02:10 | 56.8     | A    | 40-90 | 0:02:06        | 478630.0923 | 52.3             | 68.4             | 63.5            | 60.1            |
| 65    | 4/27/2010 | 22:02:12 | 60.4     | A    | 40-90 | 0:02:08        | 1096478.196 | 52.3             | 68.4             | 63.5            | 60.1            |
| 66    | 4/27/2010 | 22:02:14 | 62       | A    | 40-90 | 0:02:10        | 1584893.192 | 52.3             | 68.4             | 63.5            | 60.1            |
| 67    | 4/27/2010 | 22:02:16 | 62.1     | A    | 40-90 | 0:02:12        | 1621810.097 | 52.3             | 68.4             | 63.5            | 60.1            |
| 68    | 4/27/2010 | 22:02:18 | 59.7     | A    | 40-90 | 0:02:14        | 933254.3008 | 52.3             | 68.4             | 63.5            | 60.1            |
| 69    | 4/27/2010 | 22:02:20 | 56.6     | A    | 40-90 | 0:02:16        | 457088.1896 | 52.3             | 68.4             | 63.5            | 60.1            |
| 70    | 4/27/2010 | 22:02:22 | 59.3     | A    | 40-90 | 0:02:18        | 851138.0382 | 52.3             | 68.4             | 63.5            | 60.1            |
| 71    | 4/27/2010 | 22:02:24 | 61.7     | A    | 40-90 | 0:02:20        | 1479108.388 | 52.3             | 68.4             | 63.5            | 60.1            |
| 72    | 4/27/2010 | 22:02:26 | 63.1     | A    | 40-90 | 0:02:22        | 2041737.945 | 52.3             | 68.4             | 63.5            | 60.1            |
| 73    | 4/27/2010 | 22:02:28 | 64.3     | A    | 40-90 | 0:02:24        | 2691534.804 | 52.3             | 68.4             | 63.5            | 60.1            |
| 74    | 4/27/2010 | 22:02:30 | 61.5     | A    | 40-90 | 0:02:26        | 1412537.545 | 52.3             | 68.4             | 63.5            | 60.1            |
| 75    | 4/27/2010 | 22:02:32 | 61       | A    | 40-90 | 0:02:28        | 1258925.412 | 52.3             | 68.4             | 63.5            | 60.1            |
| 76    | 4/27/2010 | 22:02:34 | 59.9     | A    | 40-90 | 0:02:30        | 977237.221  | 52.3             | 68.4             | 63.5            | 60.1            |
| 77    | 4/27/2010 | 22:02:36 | 59.6     | A    | 40-90 | 0:02:32        | 912010.8394 | 52.3             | 68.4             | 63.5            | 60.1            |
| 78    | 4/27/2010 | 22:02:38 | 56.7     | A    | 40-90 | 0:02:34        | 467735.1413 | 52.3             | 68.4             | 63.5            | 60.1            |
| 79    | 4/27/2010 | 22:02:40 | 58.7     | A    | 40-90 | 0:02:36        | 741310.2413 | 52.3             | 68.4             | 63.5            | 60.1            |
| 80    | 4/27/2010 | 22:02:42 | 62.5     | A    | 40-90 | 0:02:38        | 1778279.41  | 52.3             | 68.4             | 63.5            | 60.1            |
| 81    | 4/27/2010 | 22:02:44 | 63.5     | A    | 40-90 | 0:02:40        | 2238721.139 | 52.3             | 68.4             | 63.5            | 60.1            |
| 82    | 4/27/2010 | 22:02:46 | 62       | A    | 40-90 | 0:02:42        | 1584893.192 | 52.3             | 68.4             | 63.5            | 60.1            |
| 83    | 4/27/2010 | 22:02:48 | 56.3     | A    | 40-90 | 0:02:44        | 426579.5188 | 52.3             | 68.4             | 63.5            | 60.1            |
| 84    | 4/27/2010 | 22:02:50 | 56.6     | A    | 40-90 | 0:02:46        | 457088.1896 | 52.3             | 68.4             | 63.5            | 60.1            |
| 85    | 4/27/2010 | 22:02:52 | 58.2     | A    | 40-90 | 0:02:48        | 660693.448  | 52.3             | 68.4             | 63.5            | 60.1            |
| 86    | 4/27/2010 | 22:02:54 | 57.8     | A    | 40-90 | 0:02:50        | 602559.5861 | 52.3             | 68.4             | 63.5            | 60.1            |
| 87    | 4/27/2010 | 22:02:56 | 58.4     | A    | 40-90 | 0:02:52        | 691830.9709 | 52.3             | 68.4             | 63.5            | 60.1            |



## Receiver 5- Night

| Point | Date      | Time     | Pressure | Unit | Scale | Acumulate Time | 10 <sup>^(.1*A)</sup> | L <sub>min</sub> | L <sub>max</sub> | L <sub>10</sub> | L <sub>eq</sub> |
|-------|-----------|----------|----------|------|-------|----------------|-----------------------|------------------|------------------|-----------------|-----------------|
| 88    | 4/27/2010 | 22:02:58 | 56.3     | A    | 40-90 | 0:02:54        | 426579.5188           | 52.3             | 68.4             | 63.5            | 60.1            |
| 89    | 4/27/2010 | 22:03:00 | 56.3     | A    | 40-90 | 0:02:56        | 426579.5188           | 52.3             | 68.4             | 63.5            | 60.1            |
| 90    | 4/27/2010 | 22:03:02 | 60.1     | A    | 40-90 | 0:02:58        | 1023292.992           | 52.3             | 68.4             | 63.5            | 60.1            |
| 91    | 4/27/2010 | 22:03:04 | 63.3     | A    | 40-90 | 0:03:00        | 2137962.09            | 52.3             | 68.4             | 63.5            | 60.1            |
| 92    | 4/27/2010 | 22:03:06 | 64.5     | A    | 40-90 | 0:03:02        | 2818382.931           | 52.3             | 68.4             | 63.5            | 60.1            |
| 93    | 4/27/2010 | 22:03:08 | 64.7     | A    | 40-90 | 0:03:04        | 2951209.227           | 52.3             | 68.4             | 63.5            | 60.1            |
| 94    | 4/27/2010 | 22:03:10 | 62.4     | A    | 40-90 | 0:03:06        | 1737800.829           | 52.3             | 68.4             | 63.5            | 60.1            |
| 95    | 4/27/2010 | 22:03:12 | 61.3     | A    | 40-90 | 0:03:08        | 1348962.883           | 52.3             | 68.4             | 63.5            | 60.1            |
| 96    | 4/27/2010 | 22:03:14 | 58.9     | A    | 40-90 | 0:03:10        | 776247.1166           | 52.3             | 68.4             | 63.5            | 60.1            |
| 97    | 4/27/2010 | 22:03:16 | 57.5     | A    | 40-90 | 0:03:12        | 562341.3252           | 52.3             | 68.4             | 63.5            | 60.1            |
| 98    | 4/27/2010 | 22:03:18 | 55.3     | A    | 40-90 | 0:03:14        | 338844.1561           | 52.3             | 68.4             | 63.5            | 60.1            |
| 99    | 4/27/2010 | 22:03:20 | 55.4     | A    | 40-90 | 0:03:16        | 346736.8505           | 52.3             | 68.4             | 63.5            | 60.1            |
| 100   | 4/27/2010 | 22:03:22 | 58.1     | A    | 40-90 | 0:03:18        | 645654.229            | 52.3             | 68.4             | 63.5            | 60.1            |
| 101   | 4/27/2010 | 22:03:24 | 60.6     | A    | 40-90 | 0:03:20        | 1148153.621           | 52.3             | 68.4             | 63.5            | 60.1            |
| 102   | 4/27/2010 | 22:03:26 | 60.8     | A    | 40-90 | 0:03:22        | 1202264.435           | 52.3             | 68.4             | 63.5            | 60.1            |
| 103   | 4/27/2010 | 22:03:28 | 61.9     | A    | 40-90 | 0:03:24        | 1548816.619           | 52.3             | 68.4             | 63.5            | 60.1            |
| 104   | 4/27/2010 | 22:03:30 | 59.3     | A    | 40-90 | 0:03:26        | 851138.0382           | 52.3             | 68.4             | 63.5            | 60.1            |
| 105   | 4/27/2010 | 22:03:32 | 57.2     | A    | 40-90 | 0:03:28        | 524807.4602           | 52.3             | 68.4             | 63.5            | 60.1            |
| 106   | 4/27/2010 | 22:03:34 | 56.6     | A    | 40-90 | 0:03:30        | 457088.1896           | 52.3             | 68.4             | 63.5            | 60.1            |
| 107   | 4/27/2010 | 22:03:36 | 58.9     | A    | 40-90 | 0:03:32        | 776247.1166           | 52.3             | 68.4             | 63.5            | 60.1            |
| 108   | 4/27/2010 | 22:03:38 | 62.7     | A    | 40-90 | 0:03:34        | 1862087.137           | 52.3             | 68.4             | 63.5            | 60.1            |
| 109   | 4/27/2010 | 22:03:40 | 63.2     | A    | 40-90 | 0:03:36        | 2089296.131           | 52.3             | 68.4             | 63.5            | 60.1            |
| 110   | 4/27/2010 | 22:03:42 | 63       | A    | 40-90 | 0:03:38        | 1995262.315           | 52.3             | 68.4             | 63.5            | 60.1            |
| 111   | 4/27/2010 | 22:03:44 | 60.7     | A    | 40-90 | 0:03:40        | 1174897.555           | 52.3             | 68.4             | 63.5            | 60.1            |
| 112   | 4/27/2010 | 22:03:46 | 62.6     | A    | 40-90 | 0:03:42        | 1819700.859           | 52.3             | 68.4             | 63.5            | 60.1            |
| 113   | 4/27/2010 | 22:03:48 | 63.1     | A    | 40-90 | 0:03:44        | 2041737.945           | 52.3             | 68.4             | 63.5            | 60.1            |
| 114   | 4/27/2010 | 22:03:50 | 63.7     | A    | 40-90 | 0:03:46        | 2344228.815           | 52.3             | 68.4             | 63.5            | 60.1            |
| 115   | 4/27/2010 | 22:03:52 | 64       | A    | 40-90 | 0:03:48        | 2511886.432           | 52.3             | 68.4             | 63.5            | 60.1            |
| 116   | 4/27/2010 | 22:03:54 | 63.5     | A    | 40-90 | 0:03:50        | 2238721.139           | 52.3             | 68.4             | 63.5            | 60.1            |

## Receiver 5- Night

| Point | Date      | Time     | Pressure | Unit | Scale | Acumulate Time | 10^(1*A)    | L <sub>min</sub> | L <sub>max</sub> | L <sub>10</sub> | L <sub>eq</sub> |
|-------|-----------|----------|----------|------|-------|----------------|-------------|------------------|------------------|-----------------|-----------------|
| 117   | 4/27/2010 | 22:03:56 | 63.4     | A    | 40-90 | 0:03:52        | 2187761.624 | 52.3             | 68.4             | 63.5            | 60.1            |
| 118   | 4/27/2010 | 22:03:58 | 61.6     | A    | 40-90 | 0:03:54        | 1445439.771 | 52.3             | 68.4             | 63.5            | 60.1            |
| 119   | 4/27/2010 | 22:04:00 | 59.2     | A    | 40-90 | 0:03:56        | 831763.7711 | 52.3             | 68.4             | 63.5            | 60.1            |
| 120   | 4/27/2010 | 22:04:02 | 60.1     | A    | 40-90 | 0:03:58        | 1023292.992 | 52.3             | 68.4             | 63.5            | 60.1            |
| 121   | 4/27/2010 | 22:04:04 | 60.7     | A    | 40-90 | 0:04:00        | 1174897.555 | 52.3             | 68.4             | 63.5            | 60.1            |
| 122   | 4/27/2010 | 22:04:06 | 60.2     | A    | 40-90 | 0:04:02        | 1047128.548 | 52.3             | 68.4             | 63.5            | 60.1            |
| 123   | 4/27/2010 | 22:04:08 | 57.4     | A    | 40-90 | 0:04:04        | 549540.8739 | 52.3             | 68.4             | 63.5            | 60.1            |
| 124   | 4/27/2010 | 22:04:10 | 54.5     | A    | 40-90 | 0:04:06        | 281838.2931 | 52.3             | 68.4             | 63.5            | 60.1            |
| 125   | 4/27/2010 | 22:04:12 | 54       | A    | 40-90 | 0:04:08        | 251188.6432 | 52.3             | 68.4             | 63.5            | 60.1            |
| 126   | 4/27/2010 | 22:04:14 | 55       | A    | 40-90 | 0:04:10        | 316227.766  | 52.3             | 68.4             | 63.5            | 60.1            |
| 127   | 4/27/2010 | 22:04:16 | 56.6     | A    | 40-90 | 0:04:12        | 457088.1896 | 52.3             | 68.4             | 63.5            | 60.1            |
| 128   | 4/27/2010 | 22:04:18 | 58.3     | A    | 40-90 | 0:04:14        | 676082.9754 | 52.3             | 68.4             | 63.5            | 60.1            |
| 129   | 4/27/2010 | 22:04:20 | 58.7     | A    | 40-90 | 0:04:16        | 741310.2413 | 52.3             | 68.4             | 63.5            | 60.1            |
| 130   | 4/27/2010 | 22:04:22 | 56.3     | A    | 40-90 | 0:04:18        | 426579.5188 | 52.3             | 68.4             | 63.5            | 60.1            |
| 131   | 4/27/2010 | 22:04:24 | 55.4     | A    | 40-90 | 0:04:20        | 346736.8505 | 52.3             | 68.4             | 63.5            | 60.1            |
| 132   | 4/27/2010 | 22:04:26 | 55.3     | A    | 40-90 | 0:04:22        | 338844.1561 | 52.3             | 68.4             | 63.5            | 60.1            |
| 133   | 4/27/2010 | 22:04:28 | 59.3     | A    | 40-90 | 0:04:24        | 851138.0382 | 52.3             | 68.4             | 63.5            | 60.1            |
| 134   | 4/27/2010 | 22:04:30 | 67.4     | A    | 40-90 | 0:04:26        | 5495408.739 | 52.3             | 68.4             | 63.5            | 60.1            |
| 135   | 4/27/2010 | 22:04:32 | 67.9     | A    | 40-90 | 0:04:28        | 6165950.019 | 52.3             | 68.4             | 63.5            | 60.1            |
| 136   | 4/27/2010 | 22:04:34 | 63.9     | A    | 40-90 | 0:04:30        | 2454708.916 | 52.3             | 68.4             | 63.5            | 60.1            |
| 137   | 4/27/2010 | 22:04:36 | 63.3     | A    | 40-90 | 0:04:32        | 2137962.09  | 52.3             | 68.4             | 63.5            | 60.1            |
| 138   | 4/27/2010 | 22:04:38 | 62.6     | A    | 40-90 | 0:04:34        | 1819700.859 | 52.3             | 68.4             | 63.5            | 60.1            |
| 139   | 4/27/2010 | 22:04:40 | 62.2     | A    | 40-90 | 0:04:36        | 1659586.907 | 52.3             | 68.4             | 63.5            | 60.1            |
| 140   | 4/27/2010 | 22:04:42 | 61.7     | A    | 40-90 | 0:04:38        | 1479108.388 | 52.3             | 68.4             | 63.5            | 60.1            |
| 141   | 4/27/2010 | 22:04:44 | 61.2     | A    | 40-90 | 0:04:40        | 1318256.739 | 52.3             | 68.4             | 63.5            | 60.1            |
| 142   | 4/27/2010 | 22:04:46 | 57.1     | A    | 40-90 | 0:04:42        | 512861.384  | 52.3             | 68.4             | 63.5            | 60.1            |
| 143   | 4/27/2010 | 22:04:48 | 55.3     | A    | 40-90 | 0:04:44        | 338844.1561 | 52.3             | 68.4             | 63.5            | 60.1            |
| 144   | 4/27/2010 | 22:04:50 | 55       | A    | 40-90 | 0:04:46        | 316227.766  | 52.3             | 68.4             | 63.5            | 60.1            |
| 145   | 4/27/2010 | 22:04:52 | 58.1     | A    | 40-90 | 0:04:48        | 645654.229  | 52.3             | 68.4             | 63.5            | 60.1            |

## Receiver 5- Night

| Point | Date      | Time     | Pressure | Unit | Scale | Acumulate Time | 10 <sup>^(.1*A)</sup> | L <sub>min</sub> | L <sub>max</sub> | L <sub>10</sub> | L <sub>eq</sub> |
|-------|-----------|----------|----------|------|-------|----------------|-----------------------|------------------|------------------|-----------------|-----------------|
| 146   | 4/27/2010 | 22:04:54 | 61.1     | A    | 40-90 | 0:04:50        | 1288249.552           | 52.3             | 68.4             | 63.5            | 60.1            |
| 147   | 4/27/2010 | 22:04:56 | 61       | A    | 40-90 | 0:04:52        | 1258925.412           | 52.3             | 68.4             | 63.5            | 60.1            |
| 148   | 4/27/2010 | 22:04:58 | 61.3     | A    | 40-90 | 0:04:54        | 1348962.883           | 52.3             | 68.4             | 63.5            | 60.1            |
| 149   | 4/27/2010 | 22:05:00 | 63       | A    | 40-90 | 0:04:56        | 1995262.315           | 52.3             | 68.4             | 63.5            | 60.1            |
| 150   | 4/27/2010 | 22:05:02 | 63.3     | A    | 40-90 | 0:04:58        | 2137962.09            | 52.3             | 68.4             | 63.5            | 60.1            |
| 151   | 4/27/2010 | 22:05:04 | 63.2     | A    | 40-90 | 0:05:00        | 2089296.131           | 52.3             | 68.4             | 63.5            | 60.1            |
| 152   | 4/27/2010 | 22:05:06 | 64       | A    | 40-90 | 0:05:02        | 2511886.432           | 52.3             | 68.4             | 63.5            | 60.1            |
| 153   | 4/27/2010 | 22:05:08 | 63.1     | A    | 40-90 | 0:05:04        | 2041737.945           | 52.3             | 68.4             | 63.5            | 60.1            |
| 154   | 4/27/2010 | 22:05:10 | 63.7     | A    | 40-90 | 0:05:06        | 2344228.815           | 52.3             | 68.4             | 63.5            | 60.1            |
| 155   | 4/27/2010 | 22:05:12 | 63.6     | A    | 40-90 | 0:05:08        | 2290867.653           | 52.3             | 68.4             | 63.5            | 60.1            |
| 156   | 4/27/2010 | 22:05:14 | 60.3     | A    | 40-90 | 0:05:10        | 1071519.305           | 52.3             | 68.4             | 63.5            | 60.1            |
| 157   | 4/27/2010 | 22:05:16 | 61       | A    | 40-90 | 0:05:12        | 1258925.412           | 52.3             | 68.4             | 63.5            | 60.1            |
| 158   | 4/27/2010 | 22:05:18 | 58.3     | A    | 40-90 | 0:05:14        | 676082.9754           | 52.3             | 68.4             | 63.5            | 60.1            |
| 159   | 4/27/2010 | 22:05:20 | 65.3     | A    | 40-90 | 0:05:16        | 3388441.561           | 52.3             | 68.4             | 63.5            | 60.1            |
| 160   | 4/27/2010 | 22:05:22 | 67.9     | A    | 40-90 | 0:05:18        | 6165950.019           | 52.3             | 68.4             | 63.5            | 60.1            |
| 161   | 4/27/2010 | 22:05:24 | 68.4     | A    | 40-90 | 0:05:20        | 6918309.709           | 52.3             | 68.4             | 63.5            | 60.1            |
| 162   | 4/27/2010 | 22:05:26 | 64.9     | A    | 40-90 | 0:05:22        | 3090295.433           | 52.3             | 68.4             | 63.5            | 60.1            |
| 163   | 4/27/2010 | 22:05:28 | 61       | A    | 40-90 | 0:05:24        | 1258925.412           | 52.3             | 68.4             | 63.5            | 60.1            |
| 164   | 4/27/2010 | 22:05:30 | 59.2     | A    | 40-90 | 0:05:26        | 831763.7711           | 52.3             | 68.4             | 63.5            | 60.1            |
| 165   | 4/27/2010 | 22:05:32 | 59.5     | A    | 40-90 | 0:05:28        | 891250.9381           | 52.3             | 68.4             | 63.5            | 60.1            |
| 166   | 4/27/2010 | 22:05:34 | 57.5     | A    | 40-90 | 0:05:30        | 562341.3252           | 52.3             | 68.4             | 63.5            | 60.1            |
| 167   | 4/27/2010 | 22:05:36 | 57.1     | A    | 40-90 | 0:05:32        | 512861.384            | 52.3             | 68.4             | 63.5            | 60.1            |
| 168   | 4/27/2010 | 22:05:38 | 55.7     | A    | 40-90 | 0:05:34        | 371535.2291           | 52.3             | 68.4             | 63.5            | 60.1            |
| 169   | 4/27/2010 | 22:05:40 | 55.2     | A    | 40-90 | 0:05:36        | 331131.1215           | 52.3             | 68.4             | 63.5            | 60.1            |
| 170   | 4/27/2010 | 22:05:42 | 56.9     | A    | 40-90 | 0:05:38        | 489778.8194           | 52.3             | 68.4             | 63.5            | 60.1            |
| 171   | 4/27/2010 | 22:05:44 | 57.4     | A    | 40-90 | 0:05:40        | 549540.8739           | 52.3             | 68.4             | 63.5            | 60.1            |
| 172   | 4/27/2010 | 22:05:46 | 59.2     | A    | 40-90 | 0:05:42        | 831763.7711           | 52.3             | 68.4             | 63.5            | 60.1            |
| 173   | 4/27/2010 | 22:05:48 | 60.3     | A    | 40-90 | 0:05:44        | 1071519.305           | 52.3             | 68.4             | 63.5            | 60.1            |
| 174   | 4/27/2010 | 22:05:50 | 59.2     | A    | 40-90 | 0:05:46        | 831763.7711           | 52.3             | 68.4             | 63.5            | 60.1            |

## Receiver 5- Night

| Point | Date      | Time     | Pressure | Unit | Scale | Acumulate Time | 10^(1*A)    | L <sub>min</sub> | L <sub>max</sub> | L <sub>10</sub> | L <sub>eq</sub> |
|-------|-----------|----------|----------|------|-------|----------------|-------------|------------------|------------------|-----------------|-----------------|
| 175   | 4/27/2010 | 22:05:52 | 57.7     | A    | 40-90 | 0:05:48        | 588843.6554 | 52.3             | 68.4             | 63.5            | 60.1            |
| 176   | 4/27/2010 | 22:05:54 | 55.5     | A    | 40-90 | 0:05:50        | 354813.3892 | 52.3             | 68.4             | 63.5            | 60.1            |
| 177   | 4/27/2010 | 22:05:56 | 54       | A    | 40-90 | 0:05:52        | 251188.6432 | 52.3             | 68.4             | 63.5            | 60.1            |
| 178   | 4/27/2010 | 22:05:58 | 53.7     | A    | 40-90 | 0:05:54        | 234422.8815 | 52.3             | 68.4             | 63.5            | 60.1            |
| 179   | 4/27/2010 | 22:06:00 | 54.2     | A    | 40-90 | 0:05:56        | 263026.7992 | 52.3             | 68.4             | 63.5            | 60.1            |
| 180   | 4/27/2010 | 22:06:02 | 54.4     | A    | 40-90 | 0:05:58        | 275422.8703 | 52.3             | 68.4             | 63.5            | 60.1            |
| 181   | 4/27/2010 | 22:06:04 | 55.5     | A    | 40-90 | 0:06:00        | 354813.3892 | 52.3             | 68.4             | 63.5            | 60.1            |
| 182   | 4/27/2010 | 22:06:06 | 55.9     | A    | 40-90 | 0:06:02        | 389045.145  | 52.3             | 68.4             | 63.5            | 60.1            |
| 183   | 4/27/2010 | 22:06:08 | 55.4     | A    | 40-90 | 0:06:04        | 346736.8505 | 52.3             | 68.4             | 63.5            | 60.1            |
| 184   | 4/27/2010 | 22:06:10 | 55.7     | A    | 40-90 | 0:06:06        | 371535.2291 | 52.3             | 68.4             | 63.5            | 60.1            |
| 185   | 4/27/2010 | 22:06:12 | 54.9     | A    | 40-90 | 0:06:08        | 309029.5433 | 52.3             | 68.4             | 63.5            | 60.1            |
| 186   | 4/27/2010 | 22:06:14 | 54.5     | A    | 40-90 | 0:06:10        | 281838.2931 | 52.3             | 68.4             | 63.5            | 60.1            |
| 187   | 4/27/2010 | 22:06:16 | 54.9     | A    | 40-90 | 0:06:12        | 309029.5433 | 52.3             | 68.4             | 63.5            | 60.1            |
| 188   | 4/27/2010 | 22:06:18 | 55.1     | A    | 40-90 | 0:06:14        | 323593.6569 | 52.3             | 68.4             | 63.5            | 60.1            |
| 189   | 4/27/2010 | 22:06:20 | 57.2     | A    | 40-90 | 0:06:16        | 524807.4602 | 52.3             | 68.4             | 63.5            | 60.1            |
| 190   | 4/27/2010 | 22:06:22 | 56.9     | A    | 40-90 | 0:06:18        | 489778.8194 | 52.3             | 68.4             | 63.5            | 60.1            |
| 191   | 4/27/2010 | 22:06:24 | 57.5     | A    | 40-90 | 0:06:20        | 562341.3252 | 52.3             | 68.4             | 63.5            | 60.1            |
| 192   | 4/27/2010 | 22:06:26 | 59.4     | A    | 40-90 | 0:06:22        | 870963.59   | 52.3             | 68.4             | 63.5            | 60.1            |
| 193   | 4/27/2010 | 22:06:28 | 62.4     | A    | 40-90 | 0:06:24        | 1737800.829 | 52.3             | 68.4             | 63.5            | 60.1            |
| 194   | 4/27/2010 | 22:06:30 | 63.2     | A    | 40-90 | 0:06:26        | 2089296.131 | 52.3             | 68.4             | 63.5            | 60.1            |
| 195   | 4/27/2010 | 22:06:32 | 60.3     | A    | 40-90 | 0:06:28        | 1071519.305 | 52.3             | 68.4             | 63.5            | 60.1            |
| 196   | 4/27/2010 | 22:06:34 | 58.3     | A    | 40-90 | 0:06:30        | 676082.9754 | 52.3             | 68.4             | 63.5            | 60.1            |
| 197   | 4/27/2010 | 22:06:36 | 59.8     | A    | 40-90 | 0:06:32        | 954992.586  | 52.3             | 68.4             | 63.5            | 60.1            |
| 198   | 4/27/2010 | 22:06:38 | 61.8     | A    | 40-90 | 0:06:34        | 1513561.248 | 52.3             | 68.4             | 63.5            | 60.1            |
| 199   | 4/27/2010 | 22:06:40 | 63.5     | A    | 40-90 | 0:06:36        | 2238721.139 | 52.3             | 68.4             | 63.5            | 60.1            |
| 200   | 4/27/2010 | 22:06:42 | 64.5     | A    | 40-90 | 0:06:38        | 2818382.931 | 52.3             | 68.4             | 63.5            | 60.1            |
| 201   | 4/27/2010 | 22:06:44 | 63.8     | A    | 40-90 | 0:06:40        | 2398832.919 | 52.3             | 68.4             | 63.5            | 60.1            |
| 202   | 4/27/2010 | 22:06:46 | 65       | A    | 40-90 | 0:06:42        | 3162277.66  | 52.3             | 68.4             | 63.5            | 60.1            |
| 203   | 4/27/2010 | 22:06:48 | 65.1     | A    | 40-90 | 0:06:44        | 3235936.569 | 52.3             | 68.4             | 63.5            | 60.1            |

## Receiver 5- Night

| Point | Date      | Time     | Pressure | Unit | Scale | Acumulate Time | 10 <sup>^(.1*A)</sup> | L <sub>min</sub> | L <sub>max</sub> | L <sub>10</sub> | L <sub>eq</sub> |
|-------|-----------|----------|----------|------|-------|----------------|-----------------------|------------------|------------------|-----------------|-----------------|
| 204   | 4/27/2010 | 22:06:50 | 65       | A    | 40-90 | 0:06:46        | 3162277.66            | 52.3             | 68.4             | 63.5            | 60.1            |
| 205   | 4/27/2010 | 22:06:52 | 63.5     | A    | 40-90 | 0:06:48        | 2238721.139           | 52.3             | 68.4             | 63.5            | 60.1            |
| 206   | 4/27/2010 | 22:06:54 | 61.2     | A    | 40-90 | 0:06:50        | 1318256.739           | 52.3             | 68.4             | 63.5            | 60.1            |
| 207   | 4/27/2010 | 22:06:56 | 58.9     | A    | 40-90 | 0:06:52        | 776247.1166           | 52.3             | 68.4             | 63.5            | 60.1            |
| 208   | 4/27/2010 | 22:06:58 | 57.7     | A    | 40-90 | 0:06:54        | 588843.6554           | 52.3             | 68.4             | 63.5            | 60.1            |
| 209   | 4/27/2010 | 22:07:00 | 55.4     | A    | 40-90 | 0:06:56        | 346736.8505           | 52.3             | 68.4             | 63.5            | 60.1            |
| 210   | 4/27/2010 | 22:07:02 | 54.5     | A    | 40-90 | 0:06:58        | 281838.2931           | 52.3             | 68.4             | 63.5            | 60.1            |
| 211   | 4/27/2010 | 22:07:04 | 53.7     | A    | 40-90 | 0:07:00        | 234422.8815           | 52.3             | 68.4             | 63.5            | 60.1            |
| 212   | 4/27/2010 | 22:07:06 | 54.3     | A    | 40-90 | 0:07:02        | 269153.4804           | 52.3             | 68.4             | 63.5            | 60.1            |
| 213   | 4/27/2010 | 22:07:08 | 54.5     | A    | 40-90 | 0:07:04        | 281838.2931           | 52.3             | 68.4             | 63.5            | 60.1            |
| 214   | 4/27/2010 | 22:07:10 | 53.8     | A    | 40-90 | 0:07:06        | 239883.2919           | 52.3             | 68.4             | 63.5            | 60.1            |
| 215   | 4/27/2010 | 22:07:12 | 53.9     | A    | 40-90 | 0:07:08        | 245470.8916           | 52.3             | 68.4             | 63.5            | 60.1            |
| 216   | 4/27/2010 | 22:07:14 | 54.2     | A    | 40-90 | 0:07:10        | 263026.7992           | 52.3             | 68.4             | 63.5            | 60.1            |
| 217   | 4/27/2010 | 22:07:16 | 53.9     | A    | 40-90 | 0:07:12        | 245470.8916           | 52.3             | 68.4             | 63.5            | 60.1            |
| 218   | 4/27/2010 | 22:07:18 | 54.6     | A    | 40-90 | 0:07:14        | 288403.1503           | 52.3             | 68.4             | 63.5            | 60.1            |
| 219   | 4/27/2010 | 22:07:20 | 55.2     | A    | 40-90 | 0:07:16        | 331131.1215           | 52.3             | 68.4             | 63.5            | 60.1            |
| 220   | 4/27/2010 | 22:07:22 | 57       | A    | 40-90 | 0:07:18        | 501187.2336           | 52.3             | 68.4             | 63.5            | 60.1            |
| 221   | 4/27/2010 | 22:07:24 | 61.6     | A    | 40-90 | 0:07:20        | 1445439.771           | 52.3             | 68.4             | 63.5            | 60.1            |
| 222   | 4/27/2010 | 22:07:26 | 64.6     | A    | 40-90 | 0:07:22        | 2884031.503           | 52.3             | 68.4             | 63.5            | 60.1            |
| 223   | 4/27/2010 | 22:07:28 | 65.4     | A    | 40-90 | 0:07:24        | 3467368.505           | 52.3             | 68.4             | 63.5            | 60.1            |
| 224   | 4/27/2010 | 22:07:30 | 63.6     | A    | 40-90 | 0:07:26        | 2290867.653           | 52.3             | 68.4             | 63.5            | 60.1            |
| 225   | 4/27/2010 | 22:07:32 | 62.8     | A    | 40-90 | 0:07:28        | 1905460.718           | 52.3             | 68.4             | 63.5            | 60.1            |
| 226   | 4/27/2010 | 22:07:34 | 61.7     | A    | 40-90 | 0:07:30        | 1479108.388           | 52.3             | 68.4             | 63.5            | 60.1            |
| 227   | 4/27/2010 | 22:07:36 | 61.7     | A    | 40-90 | 0:07:32        | 1479108.388           | 52.3             | 68.4             | 63.5            | 60.1            |
| 228   | 4/27/2010 | 22:07:38 | 60.9     | A    | 40-90 | 0:07:34        | 1230268.771           | 52.3             | 68.4             | 63.5            | 60.1            |
| 229   | 4/27/2010 | 22:07:40 | 58.3     | A    | 40-90 | 0:07:36        | 676082.9754           | 52.3             | 68.4             | 63.5            | 60.1            |
| 230   | 4/27/2010 | 22:07:42 | 56.1     | A    | 40-90 | 0:07:38        | 407380.2778           | 52.3             | 68.4             | 63.5            | 60.1            |
| 231   | 4/27/2010 | 22:07:44 | 55.4     | A    | 40-90 | 0:07:40        | 346736.8505           | 52.3             | 68.4             | 63.5            | 60.1            |
| 232   | 4/27/2010 | 22:07:46 | 54.8     | A    | 40-90 | 0:07:42        | 301995.172            | 52.3             | 68.4             | 63.5            | 60.1            |

## Receiver 5- Night

| Point | Date      | Time     | Pressure | Unit | Scale | Acumulate Time | 10 <sup>^(1*A)</sup> | L <sub>min</sub> | L <sub>max</sub> | L <sub>10</sub> | L <sub>eq</sub> |
|-------|-----------|----------|----------|------|-------|----------------|----------------------|------------------|------------------|-----------------|-----------------|
| 233   | 4/27/2010 | 22:07:48 | 55.2     | A    | 40-90 | 0:07:44        | 331131.1215          | 52.3             | 68.4             | 63.5            | 60.1            |
| 234   | 4/27/2010 | 22:07:50 | 55.7     | A    | 40-90 | 0:07:46        | 371535.2291          | 52.3             | 68.4             | 63.5            | 60.1            |
| 235   | 4/27/2010 | 22:07:52 | 57.2     | A    | 40-90 | 0:07:48        | 524807.4602          | 52.3             | 68.4             | 63.5            | 60.1            |
| 236   | 4/27/2010 | 22:07:54 | 57.2     | A    | 40-90 | 0:07:50        | 524807.4602          | 52.3             | 68.4             | 63.5            | 60.1            |
| 237   | 4/27/2010 | 22:07:56 | 56.8     | A    | 40-90 | 0:07:52        | 478630.0923          | 52.3             | 68.4             | 63.5            | 60.1            |
| 238   | 4/27/2010 | 22:07:58 | 56.7     | A    | 40-90 | 0:07:54        | 467735.1413          | 52.3             | 68.4             | 63.5            | 60.1            |
| 239   | 4/27/2010 | 22:08:00 | 55.1     | A    | 40-90 | 0:07:56        | 323593.6569          | 52.3             | 68.4             | 63.5            | 60.1            |
| 240   | 4/27/2010 | 22:08:02 | 55.3     | A    | 40-90 | 0:07:58        | 338844.1561          | 52.3             | 68.4             | 63.5            | 60.1            |
| 241   | 4/27/2010 | 22:08:04 | 54.4     | A    | 40-90 | 0:08:00        | 275422.8703          | 52.3             | 68.4             | 63.5            | 60.1            |
| 242   | 4/27/2010 | 22:08:06 | 55.7     | A    | 40-90 | 0:08:02        | 371535.2291          | 52.3             | 68.4             | 63.5            | 60.1            |
| 243   | 4/27/2010 | 22:08:08 | 59.2     | A    | 40-90 | 0:08:04        | 831763.7711          | 52.3             | 68.4             | 63.5            | 60.1            |
| 244   | 4/27/2010 | 22:08:10 | 63.9     | A    | 40-90 | 0:08:06        | 2454708.916          | 52.3             | 68.4             | 63.5            | 60.1            |
| 245   | 4/27/2010 | 22:08:12 | 63.3     | A    | 40-90 | 0:08:08        | 2137962.09           | 52.3             | 68.4             | 63.5            | 60.1            |
| 246   | 4/27/2010 | 22:08:14 | 62.9     | A    | 40-90 | 0:08:10        | 1949844.6            | 52.3             | 68.4             | 63.5            | 60.1            |
| 247   | 4/27/2010 | 22:08:16 | 61.3     | A    | 40-90 | 0:08:12        | 1348962.883          | 52.3             | 68.4             | 63.5            | 60.1            |
| 248   | 4/27/2010 | 22:08:18 | 62.6     | A    | 40-90 | 0:08:14        | 1819700.859          | 52.3             | 68.4             | 63.5            | 60.1            |
| 249   | 4/27/2010 | 22:08:20 | 60.6     | A    | 40-90 | 0:08:16        | 1148153.621          | 52.3             | 68.4             | 63.5            | 60.1            |
| 250   | 4/27/2010 | 22:08:22 | 60.5     | A    | 40-90 | 0:08:18        | 1122018.454          | 52.3             | 68.4             | 63.5            | 60.1            |
| 251   | 4/27/2010 | 22:08:24 | 60.2     | A    | 40-90 | 0:08:20        | 1047128.548          | 52.3             | 68.4             | 63.5            | 60.1            |
| 252   | 4/27/2010 | 22:08:26 | 60.5     | A    | 40-90 | 0:08:22        | 1122018.454          | 52.3             | 68.4             | 63.5            | 60.1            |
| 253   | 4/27/2010 | 22:08:28 | 62.4     | A    | 40-90 | 0:08:24        | 1737800.829          | 52.3             | 68.4             | 63.5            | 60.1            |
| 254   | 4/27/2010 | 22:08:30 | 63.7     | A    | 40-90 | 0:08:26        | 2344228.815          | 52.3             | 68.4             | 63.5            | 60.1            |
| 255   | 4/27/2010 | 22:08:32 | 61.6     | A    | 40-90 | 0:08:28        | 1445439.771          | 52.3             | 68.4             | 63.5            | 60.1            |
| 256   | 4/27/2010 | 22:08:34 | 56.9     | A    | 40-90 | 0:08:30        | 489778.8194          | 52.3             | 68.4             | 63.5            | 60.1            |
| 257   | 4/27/2010 | 22:08:36 | 58.2     | A    | 40-90 | 0:08:32        | 660693.448           | 52.3             | 68.4             | 63.5            | 60.1            |
| 258   | 4/27/2010 | 22:08:38 | 61.2     | A    | 40-90 | 0:08:34        | 1318256.739          | 52.3             | 68.4             | 63.5            | 60.1            |
| 259   | 4/27/2010 | 22:08:40 | 61.4     | A    | 40-90 | 0:08:36        | 1380384.265          | 52.3             | 68.4             | 63.5            | 60.1            |
| 260   | 4/27/2010 | 22:08:42 | 61.9     | A    | 40-90 | 0:08:38        | 1548816.619          | 52.3             | 68.4             | 63.5            | 60.1            |
| 261   | 4/27/2010 | 22:08:44 | 58.1     | A    | 40-90 | 0:08:40        | 645654.229           | 52.3             | 68.4             | 63.5            | 60.1            |

## Receiver 5- Night

| Point | Date      | Time     | Pressure | Unit | Scale | Acumulate Time | 10^(1*A)    | L <sub>min</sub> | L <sub>max</sub> | L <sub>10</sub> | L <sub>eq</sub> |
|-------|-----------|----------|----------|------|-------|----------------|-------------|------------------|------------------|-----------------|-----------------|
| 262   | 4/27/2010 | 22:08:46 | 56.6     | A    | 40-90 | 0:08:42        | 457088.1896 | 52.3             | 68.4             | 63.5            | 60.1            |
| 263   | 4/27/2010 | 22:08:48 | 57       | A    | 40-90 | 0:08:44        | 501187.2336 | 52.3             | 68.4             | 63.5            | 60.1            |
| 264   | 4/27/2010 | 22:08:50 | 60.3     | A    | 40-90 | 0:08:46        | 1071519.305 | 52.3             | 68.4             | 63.5            | 60.1            |
| 265   | 4/27/2010 | 22:08:52 | 59.8     | A    | 40-90 | 0:08:48        | 954992.586  | 52.3             | 68.4             | 63.5            | 60.1            |
| 266   | 4/27/2010 | 22:08:54 | 60.1     | A    | 40-90 | 0:08:50        | 1023292.992 | 52.3             | 68.4             | 63.5            | 60.1            |
| 267   | 4/27/2010 | 22:08:56 | 59.2     | A    | 40-90 | 0:08:52        | 831763.7711 | 52.3             | 68.4             | 63.5            | 60.1            |
| 268   | 4/27/2010 | 22:08:58 | 58.5     | A    | 40-90 | 0:08:54        | 707945.7844 | 52.3             | 68.4             | 63.5            | 60.1            |
| 269   | 4/27/2010 | 22:09:00 | 58.4     | A    | 40-90 | 0:08:56        | 691830.9709 | 52.3             | 68.4             | 63.5            | 60.1            |
| 270   | 4/27/2010 | 22:09:02 | 55.3     | A    | 40-90 | 0:08:58        | 338844.1561 | 52.3             | 68.4             | 63.5            | 60.1            |
| 271   | 4/27/2010 | 22:09:04 | 54.4     | A    | 40-90 | 0:09:00        | 275422.8703 | 52.3             | 68.4             | 63.5            | 60.1            |
| 272   | 4/27/2010 | 22:09:06 | 55.1     | A    | 40-90 | 0:09:02        | 323593.6569 | 52.3             | 68.4             | 63.5            | 60.1            |
| 273   | 4/27/2010 | 22:09:08 | 57.4     | A    | 40-90 | 0:09:04        | 549540.8739 | 52.3             | 68.4             | 63.5            | 60.1            |
| 274   | 4/27/2010 | 22:09:10 | 58       | A    | 40-90 | 0:09:06        | 630957.3445 | 52.3             | 68.4             | 63.5            | 60.1            |
| 275   | 4/27/2010 | 22:09:12 | 58.2     | A    | 40-90 | 0:09:08        | 660693.448  | 52.3             | 68.4             | 63.5            | 60.1            |
| 276   | 4/27/2010 | 22:09:14 | 58.9     | A    | 40-90 | 0:09:10        | 776247.1166 | 52.3             | 68.4             | 63.5            | 60.1            |
| 277   | 4/27/2010 | 22:09:16 | 58.9     | A    | 40-90 | 0:09:12        | 776247.1166 | 52.3             | 68.4             | 63.5            | 60.1            |
| 278   | 4/27/2010 | 22:09:18 | 59.1     | A    | 40-90 | 0:09:14        | 812830.5162 | 52.3             | 68.4             | 63.5            | 60.1            |
| 279   | 4/27/2010 | 22:09:20 | 59.7     | A    | 40-90 | 0:09:16        | 933254.3008 | 52.3             | 68.4             | 63.5            | 60.1            |
| 280   | 4/27/2010 | 22:09:22 | 58.8     | A    | 40-90 | 0:09:18        | 758577.575  | 52.3             | 68.4             | 63.5            | 60.1            |
| 281   | 4/27/2010 | 22:09:24 | 60.3     | A    | 40-90 | 0:09:20        | 1071519.305 | 52.3             | 68.4             | 63.5            | 60.1            |
| 282   | 4/27/2010 | 22:09:26 | 58.5     | A    | 40-90 | 0:09:22        | 707945.7844 | 52.3             | 68.4             | 63.5            | 60.1            |
| 283   | 4/27/2010 | 22:09:28 | 59.5     | A    | 40-90 | 0:09:24        | 891250.9381 | 52.3             | 68.4             | 63.5            | 60.1            |
| 284   | 4/27/2010 | 22:09:30 | 58.5     | A    | 40-90 | 0:09:26        | 707945.7844 | 52.3             | 68.4             | 63.5            | 60.1            |
| 285   | 4/27/2010 | 22:09:32 | 60.1     | A    | 40-90 | 0:09:28        | 1023292.992 | 52.3             | 68.4             | 63.5            | 60.1            |
| 286   | 4/27/2010 | 22:09:34 | 59.2     | A    | 40-90 | 0:09:30        | 831763.7711 | 52.3             | 68.4             | 63.5            | 60.1            |
| 287   | 4/27/2010 | 22:09:36 | 60.5     | A    | 40-90 | 0:09:32        | 1122018.454 | 52.3             | 68.4             | 63.5            | 60.1            |
| 288   | 4/27/2010 | 22:09:38 | 57.5     | A    | 40-90 | 0:09:34        | 562341.3252 | 52.3             | 68.4             | 63.5            | 60.1            |
| 289   | 4/27/2010 | 22:09:40 | 57.6     | A    | 40-90 | 0:09:36        | 575439.9373 | 52.3             | 68.4             | 63.5            | 60.1            |
| 290   | 4/27/2010 | 22:09:42 | 57.2     | A    | 40-90 | 0:09:38        | 524807.4602 | 52.3             | 68.4             | 63.5            | 60.1            |

## Receiver 5- Night

| Point | Date      | Time     | Pressure | Unit | Scale | Acumulate Time | 10^(1*A)    | L <sub>min</sub> | L <sub>max</sub> | L <sub>10</sub> | L <sub>eq</sub> |
|-------|-----------|----------|----------|------|-------|----------------|-------------|------------------|------------------|-----------------|-----------------|
| 291   | 4/27/2010 | 22:09:44 | 58.2     | A    | 40-90 | 0:09:40        | 660693.448  | 52.3             | 68.4             | 63.5            | 60.1            |
| 292   | 4/27/2010 | 22:09:46 | 58.5     | A    | 40-90 | 0:09:42        | 707945.7844 | 52.3             | 68.4             | 63.5            | 60.1            |
| 293   | 4/27/2010 | 22:09:48 | 57.6     | A    | 40-90 | 0:09:44        | 575439.9373 | 52.3             | 68.4             | 63.5            | 60.1            |
| 294   | 4/27/2010 | 22:09:50 | 56       | A    | 40-90 | 0:09:46        | 398107.1706 | 52.3             | 68.4             | 63.5            | 60.1            |
| 295   | 4/27/2010 | 22:09:52 | 55.3     | A    | 40-90 | 0:09:48        | 338844.1561 | 52.3             | 68.4             | 63.5            | 60.1            |
| 296   | 4/27/2010 | 22:09:54 | 56.3     | A    | 40-90 | 0:09:50        | 426579.5188 | 52.3             | 68.4             | 63.5            | 60.1            |
| 297   | 4/27/2010 | 22:09:56 | 57.2     | A    | 40-90 | 0:09:52        | 524807.4602 | 52.3             | 68.4             | 63.5            | 60.1            |
| 298   | 4/27/2010 | 22:09:58 | 61.8     | A    | 40-90 | 0:09:54        | 1513561.248 | 52.3             | 68.4             | 63.5            | 60.1            |
| 299   | 4/27/2010 | 22:10:00 | 64.3     | A    | 40-90 | 0:09:56        | 2691534.804 | 52.3             | 68.4             | 63.5            | 60.1            |
| 300   | 4/27/2010 | 22:10:02 | 63.5     | A    | 40-90 | 0:09:58        | 2238721.139 | 52.3             | 68.4             | 63.5            | 60.1            |
| 301   | 4/27/2010 | 22:10:04 | 60.9     | A    | 40-90 | 0:10:00        | 1230268.771 | 52.3             | 68.4             | 63.5            | 60.1            |
| 302   | 4/27/2010 | 22:10:06 | 61.4     | A    | 40-90 | 0:10:02        | 1380384.265 | 52.3             | 68.4             | 63.5            | 60.1            |
| 303   | 4/27/2010 | 22:10:08 | 60.9     | A    | 40-90 | 0:10:04        | 1230268.771 | 52.3             | 68.4             | 63.5            | 60.1            |
| 304   | 4/27/2010 | 22:10:10 | 59.5     | A    | 40-90 | 0:10:06        | 891250.9381 | 52.3             | 68.4             | 63.5            | 60.1            |
| 305   | 4/27/2010 | 22:10:12 | 56.1     | A    | 40-90 | 0:10:08        | 407380.2778 | 52.3             | 68.4             | 63.5            | 60.1            |
| 306   | 4/27/2010 | 22:10:14 | 55.7     | A    | 40-90 | 0:10:10        | 371535.2291 | 52.3             | 68.4             | 63.5            | 60.1            |
| 307   | 4/27/2010 | 22:10:16 | 58.7     | A    | 40-90 | 0:10:12        | 741310.2413 | 52.3             | 68.4             | 63.5            | 60.1            |
| 308   | 4/27/2010 | 22:10:18 | 59.6     | A    | 40-90 | 0:10:14        | 912010.8394 | 52.3             | 68.4             | 63.5            | 60.1            |
| 309   | 4/27/2010 | 22:10:20 | 58.5     | A    | 40-90 | 0:10:16        | 707945.7844 | 52.3             | 68.4             | 63.5            | 60.1            |
| 310   | 4/27/2010 | 22:10:22 | 56.9     | A    | 40-90 | 0:10:18        | 489778.8194 | 52.3             | 68.4             | 63.5            | 60.1            |
| 311   | 4/27/2010 | 22:10:24 | 56.2     | A    | 40-90 | 0:10:20        | 416869.3835 | 52.3             | 68.4             | 63.5            | 60.1            |
| 312   | 4/27/2010 | 22:10:26 | 56       | A    | 40-90 | 0:10:22        | 398107.1706 | 52.3             | 68.4             | 63.5            | 60.1            |
| 313   | 4/27/2010 | 22:10:28 | 58.9     | A    | 40-90 | 0:10:24        | 776247.1166 | 52.3             | 68.4             | 63.5            | 60.1            |
| 314   | 4/27/2010 | 22:10:30 | 61.7     | A    | 40-90 | 0:10:26        | 1479108.388 | 52.3             | 68.4             | 63.5            | 60.1            |
| 315   | 4/27/2010 | 22:10:32 | 61.4     | A    | 40-90 | 0:10:28        | 1380384.265 | 52.3             | 68.4             | 63.5            | 60.1            |
| 316   | 4/27/2010 | 22:10:34 | 61       | A    | 40-90 | 0:10:30        | 1258925.412 | 52.3             | 68.4             | 63.5            | 60.1            |
| 317   | 4/27/2010 | 22:10:36 | 59.6     | A    | 40-90 | 0:10:32        | 912010.8394 | 52.3             | 68.4             | 63.5            | 60.1            |
| 318   | 4/27/2010 | 22:10:38 | 59       | A    | 40-90 | 0:10:34        | 794328.2347 | 52.3             | 68.4             | 63.5            | 60.1            |
| 319   | 4/27/2010 | 22:10:40 | 59.5     | A    | 40-90 | 0:10:36        | 891250.9381 | 52.3             | 68.4             | 63.5            | 60.1            |



## Receiver 5- Night

| Point | Date      | Time     | Pressure | Unit | Scale | Acumulate Time | 10 <sup>^(1*A)</sup> | L <sub>min</sub> | L <sub>max</sub> | L <sub>10</sub> | L <sub>eq</sub> |
|-------|-----------|----------|----------|------|-------|----------------|----------------------|------------------|------------------|-----------------|-----------------|
| 320   | 4/27/2010 | 22:10:42 | 55.8     | A    | 40-90 | 0:10:38        | 380189.3963          | 52.3             | 68.4             | 63.5            | 60.1            |
| 321   | 4/27/2010 | 22:10:44 | 54.8     | A    | 40-90 | 0:10:40        | 301995.172           | 52.3             | 68.4             | 63.5            | 60.1            |
| 322   | 4/27/2010 | 22:10:46 | 54.5     | A    | 40-90 | 0:10:42        | 281838.2931          | 52.3             | 68.4             | 63.5            | 60.1            |
| 323   | 4/27/2010 | 22:10:48 | 54.7     | A    | 40-90 | 0:10:44        | 295120.9227          | 52.3             | 68.4             | 63.5            | 60.1            |
| 324   | 4/27/2010 | 22:10:50 | 55.9     | A    | 40-90 | 0:10:46        | 389045.145           | 52.3             | 68.4             | 63.5            | 60.1            |
| 325   | 4/27/2010 | 22:10:52 | 56.5     | A    | 40-90 | 0:10:48        | 446683.5922          | 52.3             | 68.4             | 63.5            | 60.1            |
| 326   | 4/27/2010 | 22:10:54 | 61.2     | A    | 40-90 | 0:10:50        | 1318256.739          | 52.3             | 68.4             | 63.5            | 60.1            |
| 327   | 4/27/2010 | 22:10:56 | 62.8     | A    | 40-90 | 0:10:52        | 1905460.718          | 52.3             | 68.4             | 63.5            | 60.1            |
| 328   | 4/27/2010 | 22:10:58 | 62.4     | A    | 40-90 | 0:10:54        | 1737800.829          | 52.3             | 68.4             | 63.5            | 60.1            |
| 329   | 4/27/2010 | 22:11:00 | 60.6     | A    | 40-90 | 0:10:56        | 1148153.621          | 52.3             | 68.4             | 63.5            | 60.1            |
| 330   | 4/27/2010 | 22:11:02 | 59.7     | A    | 40-90 | 0:10:58        | 933254.3008          | 52.3             | 68.4             | 63.5            | 60.1            |
| 331   | 4/27/2010 | 22:11:04 | 59.2     | A    | 40-90 | 0:11:00        | 831763.7711          | 52.3             | 68.4             | 63.5            | 60.1            |
| 332   | 4/27/2010 | 22:11:06 | 60.3     | A    | 40-90 | 0:11:02        | 1071519.305          | 52.3             | 68.4             | 63.5            | 60.1            |
| 333   | 4/27/2010 | 22:11:08 | 56.8     | A    | 40-90 | 0:11:04        | 478630.0923          | 52.3             | 68.4             | 63.5            | 60.1            |
| 334   | 4/27/2010 | 22:11:10 | 56.9     | A    | 40-90 | 0:11:06        | 489778.8194          | 52.3             | 68.4             | 63.5            | 60.1            |
| 335   | 4/27/2010 | 22:11:12 | 58.7     | A    | 40-90 | 0:11:08        | 741310.2413          | 52.3             | 68.4             | 63.5            | 60.1            |
| 336   | 4/27/2010 | 22:11:14 | 59.5     | A    | 40-90 | 0:11:10        | 891250.9381          | 52.3             | 68.4             | 63.5            | 60.1            |
| 337   | 4/27/2010 | 22:11:16 | 58.1     | A    | 40-90 | 0:11:12        | 645654.229           | 52.3             | 68.4             | 63.5            | 60.1            |
| 338   | 4/27/2010 | 22:11:18 | 58.1     | A    | 40-90 | 0:11:14        | 645654.229           | 52.3             | 68.4             | 63.5            | 60.1            |
| 339   | 4/27/2010 | 22:11:20 | 59.5     | A    | 40-90 | 0:11:16        | 891250.9381          | 52.3             | 68.4             | 63.5            | 60.1            |
| 340   | 4/27/2010 | 22:11:22 | 64.3     | A    | 40-90 | 0:11:18        | 2691534.804          | 52.3             | 68.4             | 63.5            | 60.1            |
| 341   | 4/27/2010 | 22:11:24 | 66.3     | A    | 40-90 | 0:11:20        | 4265795.188          | 52.3             | 68.4             | 63.5            | 60.1            |
| 342   | 4/27/2010 | 22:11:26 | 64.4     | A    | 40-90 | 0:11:22        | 2754228.703          | 52.3             | 68.4             | 63.5            | 60.1            |
| 343   | 4/27/2010 | 22:11:28 | 62.9     | A    | 40-90 | 0:11:24        | 1949844.6            | 52.3             | 68.4             | 63.5            | 60.1            |
| 344   | 4/27/2010 | 22:11:30 | 62.1     | A    | 40-90 | 0:11:26        | 1621810.097          | 52.3             | 68.4             | 63.5            | 60.1            |
| 345   | 4/27/2010 | 22:11:32 | 63.8     | A    | 40-90 | 0:11:28        | 2398832.919          | 52.3             | 68.4             | 63.5            | 60.1            |
| 346   | 4/27/2010 | 22:11:34 | 65.1     | A    | 40-90 | 0:11:30        | 3235936.569          | 52.3             | 68.4             | 63.5            | 60.1            |
| 347   | 4/27/2010 | 22:11:36 | 64.2     | A    | 40-90 | 0:11:32        | 2630267.992          | 52.3             | 68.4             | 63.5            | 60.1            |
| 348   | 4/27/2010 | 22:11:38 | 60.6     | A    | 40-90 | 0:11:34        | 1148153.621          | 52.3             | 68.4             | 63.5            | 60.1            |

## Receiver 5- Night

| Point | Date      | Time     | Pressure | Unit | Scale | Acumulate Time | 10^(.1*A)   | L <sub>min</sub> | L <sub>max</sub> | L <sub>10</sub> | L <sub>eq</sub> |
|-------|-----------|----------|----------|------|-------|----------------|-------------|------------------|------------------|-----------------|-----------------|
| 349   | 4/27/2010 | 22:11:40 | 59.1     | A    | 40-90 | 0:11:36        | 812830.5162 | 52.3             | 68.4             | 63.5            | 60.1            |
| 350   | 4/27/2010 | 22:11:42 | 58.2     | A    | 40-90 | 0:11:38        | 660693.448  | 52.3             | 68.4             | 63.5            | 60.1            |
| 351   | 4/27/2010 | 22:11:44 | 58.4     | A    | 40-90 | 0:11:40        | 691830.9709 | 52.3             | 68.4             | 63.5            | 60.1            |
| 352   | 4/27/2010 | 22:11:46 | 55.3     | A    | 40-90 | 0:11:42        | 338844.1561 | 52.3             | 68.4             | 63.5            | 60.1            |
| 353   | 4/27/2010 | 22:11:48 | 54       | A    | 40-90 | 0:11:44        | 251188.6432 | 52.3             | 68.4             | 63.5            | 60.1            |
| 354   | 4/27/2010 | 22:11:50 | 53.3     | A    | 40-90 | 0:11:46        | 213796.209  | 52.3             | 68.4             | 63.5            | 60.1            |
| 355   | 4/27/2010 | 22:11:52 | 58.7     | A    | 40-90 | 0:11:48        | 741310.2413 | 52.3             | 68.4             | 63.5            | 60.1            |
| 356   | 4/27/2010 | 22:11:54 | 54       | A    | 40-90 | 0:11:50        | 251188.6432 | 52.3             | 68.4             | 63.5            | 60.1            |
| 357   | 4/27/2010 | 22:11:56 | 52.5     | A    | 40-90 | 0:11:52        | 177827.941  | 52.3             | 68.4             | 63.5            | 60.1            |
| 358   | 4/27/2010 | 22:11:58 | 52.6     | A    | 40-90 | 0:11:54        | 181970.0859 | 52.3             | 68.4             | 63.5            | 60.1            |
| 359   | 4/27/2010 | 22:12:00 | 53.1     | A    | 40-90 | 0:11:56        | 204173.7945 | 52.3             | 68.4             | 63.5            | 60.1            |
| 360   | 4/27/2010 | 22:12:02 | 53.5     | A    | 40-90 | 0:11:58        | 223872.1139 | 52.3             | 68.4             | 63.5            | 60.1            |
| 361   | 4/27/2010 | 22:12:04 | 55.1     | A    | 40-90 | 0:12:00        | 323593.6569 | 52.3             | 68.4             | 63.5            | 60.1            |
| 362   | 4/27/2010 | 22:12:06 | 60       | A    | 40-90 | 0:12:02        | 1000000     | 52.3             | 68.4             | 63.5            | 60.1            |
| 363   | 4/27/2010 | 22:12:08 | 61.6     | A    | 40-90 | 0:12:04        | 1445439.771 | 52.3             | 68.4             | 63.5            | 60.1            |
| 364   | 4/27/2010 | 22:12:10 | 61.2     | A    | 40-90 | 0:12:06        | 1318256.739 | 52.3             | 68.4             | 63.5            | 60.1            |
| 365   | 4/27/2010 | 22:12:12 | 56.7     | A    | 40-90 | 0:12:08        | 467735.1413 | 52.3             | 68.4             | 63.5            | 60.1            |
| 366   | 4/27/2010 | 22:12:14 | 55.3     | A    | 40-90 | 0:12:10        | 338844.1561 | 52.3             | 68.4             | 63.5            | 60.1            |
| 367   | 4/27/2010 | 22:12:16 | 54.2     | A    | 40-90 | 0:12:12        | 263026.7992 | 52.3             | 68.4             | 63.5            | 60.1            |
| 368   | 4/27/2010 | 22:12:18 | 53.4     | A    | 40-90 | 0:12:14        | 218776.1624 | 52.3             | 68.4             | 63.5            | 60.1            |
| 369   | 4/27/2010 | 22:12:20 | 53.2     | A    | 40-90 | 0:12:16        | 208929.6131 | 52.3             | 68.4             | 63.5            | 60.1            |
| 370   | 4/27/2010 | 22:12:22 | 53.8     | A    | 40-90 | 0:12:18        | 239883.2919 | 52.3             | 68.4             | 63.5            | 60.1            |
| 371   | 4/27/2010 | 22:12:24 | 53.7     | A    | 40-90 | 0:12:20        | 234422.8815 | 52.3             | 68.4             | 63.5            | 60.1            |
| 372   | 4/27/2010 | 22:12:26 | 53.9     | A    | 40-90 | 0:12:22        | 245470.8916 | 52.3             | 68.4             | 63.5            | 60.1            |
| 373   | 4/27/2010 | 22:12:28 | 53.9     | A    | 40-90 | 0:12:24        | 245470.8916 | 52.3             | 68.4             | 63.5            | 60.1            |
| 374   | 4/27/2010 | 22:12:30 | 53.7     | A    | 40-90 | 0:12:26        | 234422.8815 | 52.3             | 68.4             | 63.5            | 60.1            |
| 375   | 4/27/2010 | 22:12:32 | 54.1     | A    | 40-90 | 0:12:28        | 257039.5783 | 52.3             | 68.4             | 63.5            | 60.1            |
| 376   | 4/27/2010 | 22:12:34 | 54       | A    | 40-90 | 0:12:30        | 251188.6432 | 52.3             | 68.4             | 63.5            | 60.1            |
| 377   | 4/27/2010 | 22:12:36 | 54.3     | A    | 40-90 | 0:12:32        | 269153.4804 | 52.3             | 68.4             | 63.5            | 60.1            |

## Receiver 5- Night

| Point | Date      | Time     | Pressure | Unit | Scale | Acumulate Time | 10^(1*A)    | L <sub>min</sub> | L <sub>max</sub> | L <sub>10</sub> | L <sub>eq</sub> |
|-------|-----------|----------|----------|------|-------|----------------|-------------|------------------|------------------|-----------------|-----------------|
| 378   | 4/27/2010 | 22:12:38 | 54.9     | A    | 40-90 | 0:12:34        | 309029.5433 | 52.3             | 68.4             | 63.5            | 60.1            |
| 379   | 4/27/2010 | 22:12:40 | 56.6     | A    | 40-90 | 0:12:36        | 457088.1896 | 52.3             | 68.4             | 63.5            | 60.1            |
| 380   | 4/27/2010 | 22:12:42 | 56.3     | A    | 40-90 | 0:12:38        | 426579.5188 | 52.3             | 68.4             | 63.5            | 60.1            |
| 381   | 4/27/2010 | 22:12:44 | 56.5     | A    | 40-90 | 0:12:40        | 446683.5922 | 52.3             | 68.4             | 63.5            | 60.1            |
| 382   | 4/27/2010 | 22:12:46 | 57.1     | A    | 40-90 | 0:12:42        | 512861.384  | 52.3             | 68.4             | 63.5            | 60.1            |
| 383   | 4/27/2010 | 22:12:48 | 59.9     | A    | 40-90 | 0:12:44        | 977237.221  | 52.3             | 68.4             | 63.5            | 60.1            |
| 384   | 4/27/2010 | 22:12:50 | 60.5     | A    | 40-90 | 0:12:46        | 1122018.454 | 52.3             | 68.4             | 63.5            | 60.1            |
| 385   | 4/27/2010 | 22:12:52 | 59.4     | A    | 40-90 | 0:12:48        | 870963.59   | 52.3             | 68.4             | 63.5            | 60.1            |
| 386   | 4/27/2010 | 22:12:54 | 59.3     | A    | 40-90 | 0:12:50        | 851138.0382 | 52.3             | 68.4             | 63.5            | 60.1            |
| 387   | 4/27/2010 | 22:12:56 | 56       | A    | 40-90 | 0:12:52        | 398107.1706 | 52.3             | 68.4             | 63.5            | 60.1            |
| 388   | 4/27/2010 | 22:12:58 | 56       | A    | 40-90 | 0:12:54        | 398107.1706 | 52.3             | 68.4             | 63.5            | 60.1            |
| 389   | 4/27/2010 | 22:13:00 | 59.6     | A    | 40-90 | 0:12:56        | 912010.8394 | 52.3             | 68.4             | 63.5            | 60.1            |
| 390   | 4/27/2010 | 22:13:02 | 59.7     | A    | 40-90 | 0:12:58        | 933254.3008 | 52.3             | 68.4             | 63.5            | 60.1            |
| 391   | 4/27/2010 | 22:13:04 | 59.1     | A    | 40-90 | 0:13:00        | 812830.5162 | 52.3             | 68.4             | 63.5            | 60.1            |
| 392   | 4/27/2010 | 22:13:06 | 56.1     | A    | 40-90 | 0:13:02        | 407380.2778 | 52.3             | 68.4             | 63.5            | 60.1            |
| 393   | 4/27/2010 | 22:13:08 | 54.8     | A    | 40-90 | 0:13:04        | 301995.172  | 52.3             | 68.4             | 63.5            | 60.1            |
| 394   | 4/27/2010 | 22:13:10 | 54.9     | A    | 40-90 | 0:13:06        | 309029.5433 | 52.3             | 68.4             | 63.5            | 60.1            |
| 395   | 4/27/2010 | 22:13:12 | 54.2     | A    | 40-90 | 0:13:08        | 263026.7992 | 52.3             | 68.4             | 63.5            | 60.1            |
| 396   | 4/27/2010 | 22:13:14 | 53.8     | A    | 40-90 | 0:13:10        | 239883.2919 | 52.3             | 68.4             | 63.5            | 60.1            |
| 397   | 4/27/2010 | 22:13:16 | 54       | A    | 40-90 | 0:13:12        | 251188.6432 | 52.3             | 68.4             | 63.5            | 60.1            |
| 398   | 4/27/2010 | 22:13:18 | 53.6     | A    | 40-90 | 0:13:14        | 229086.7653 | 52.3             | 68.4             | 63.5            | 60.1            |
| 399   | 4/27/2010 | 22:13:20 | 53.3     | A    | 40-90 | 0:13:16        | 213796.209  | 52.3             | 68.4             | 63.5            | 60.1            |
| 400   | 4/27/2010 | 22:13:22 | 53.4     | A    | 40-90 | 0:13:18        | 218776.1624 | 52.3             | 68.4             | 63.5            | 60.1            |
| 401   | 4/27/2010 | 22:13:24 | 53.5     | A    | 40-90 | 0:13:20        | 223872.1139 | 52.3             | 68.4             | 63.5            | 60.1            |
| 402   | 4/27/2010 | 22:13:26 | 53.7     | A    | 40-90 | 0:13:22        | 234422.8815 | 52.3             | 68.4             | 63.5            | 60.1            |
| 403   | 4/27/2010 | 22:13:28 | 56.5     | A    | 40-90 | 0:13:24        | 446683.5922 | 52.3             | 68.4             | 63.5            | 60.1            |
| 404   | 4/27/2010 | 22:13:30 | 58.2     | A    | 40-90 | 0:13:26        | 660693.448  | 52.3             | 68.4             | 63.5            | 60.1            |
| 405   | 4/27/2010 | 22:13:32 | 58.1     | A    | 40-90 | 0:13:28        | 645654.229  | 52.3             | 68.4             | 63.5            | 60.1            |
| 406   | 4/27/2010 | 22:13:34 | 57.4     | A    | 40-90 | 0:13:30        | 549540.8739 | 52.3             | 68.4             | 63.5            | 60.1            |

## Receiver 5- Night

| Point | Date      | Time     | Pressure | Unit | Scale | Acumulate Time | 10 <sup>^(.1*A)</sup> | L <sub>min</sub> | L <sub>max</sub> | L <sub>10</sub> | L <sub>eq</sub> |
|-------|-----------|----------|----------|------|-------|----------------|-----------------------|------------------|------------------|-----------------|-----------------|
| 407   | 4/27/2010 | 22:13:36 | 58.9     | A    | 40-90 | 0:13:32        | 776247.1166           | 52.3             | 68.4             | 63.5            | 60.1            |
| 408   | 4/27/2010 | 22:13:38 | 60.2     | A    | 40-90 | 0:13:34        | 1047128.548           | 52.3             | 68.4             | 63.5            | 60.1            |
| 409   | 4/27/2010 | 22:13:40 | 58.8     | A    | 40-90 | 0:13:36        | 758577.575            | 52.3             | 68.4             | 63.5            | 60.1            |
| 410   | 4/27/2010 | 22:13:42 | 57.2     | A    | 40-90 | 0:13:38        | 524807.4602           | 52.3             | 68.4             | 63.5            | 60.1            |
| 411   | 4/27/2010 | 22:13:44 | 54.8     | A    | 40-90 | 0:13:40        | 301995.172            | 52.3             | 68.4             | 63.5            | 60.1            |
| 412   | 4/27/2010 | 22:13:46 | 53.7     | A    | 40-90 | 0:13:42        | 234422.8815           | 52.3             | 68.4             | 63.5            | 60.1            |
| 413   | 4/27/2010 | 22:13:48 | 53.9     | A    | 40-90 | 0:13:44        | 245470.8916           | 52.3             | 68.4             | 63.5            | 60.1            |
| 414   | 4/27/2010 | 22:13:50 | 53.4     | A    | 40-90 | 0:13:46        | 218776.1624           | 52.3             | 68.4             | 63.5            | 60.1            |
| 415   | 4/27/2010 | 22:13:52 | 53.2     | A    | 40-90 | 0:13:48        | 208929.6131           | 52.3             | 68.4             | 63.5            | 60.1            |
| 416   | 4/27/2010 | 22:13:54 | 53.8     | A    | 40-90 | 0:13:50        | 239883.2919           | 52.3             | 68.4             | 63.5            | 60.1            |
| 417   | 4/27/2010 | 22:13:56 | 53.9     | A    | 40-90 | 0:13:52        | 245470.8916           | 52.3             | 68.4             | 63.5            | 60.1            |
| 418   | 4/27/2010 | 22:13:58 | 56.1     | A    | 40-90 | 0:13:54        | 407380.2778           | 52.3             | 68.4             | 63.5            | 60.1            |
| 419   | 4/27/2010 | 22:14:00 | 57       | A    | 40-90 | 0:13:56        | 501187.2336           | 52.3             | 68.4             | 63.5            | 60.1            |
| 420   | 4/27/2010 | 22:14:02 | 56.6     | A    | 40-90 | 0:13:58        | 457088.1896           | 52.3             | 68.4             | 63.5            | 60.1            |
| 421   | 4/27/2010 | 22:14:04 | 57.4     | A    | 40-90 | 0:14:00        | 549540.8739           | 52.3             | 68.4             | 63.5            | 60.1            |
| 422   | 4/27/2010 | 22:14:06 | 55.5     | A    | 40-90 | 0:14:02        | 354813.3892           | 52.3             | 68.4             | 63.5            | 60.1            |
| 423   | 4/27/2010 | 22:14:08 | 56.4     | A    | 40-90 | 0:14:04        | 436515.8322           | 52.3             | 68.4             | 63.5            | 60.1            |
| 424   | 4/27/2010 | 22:14:10 | 56.1     | A    | 40-90 | 0:14:06        | 407380.2778           | 52.3             | 68.4             | 63.5            | 60.1            |
| 425   | 4/27/2010 | 22:14:12 | 56.8     | A    | 40-90 | 0:14:08        | 478630.0923           | 52.3             | 68.4             | 63.5            | 60.1            |
| 426   | 4/27/2010 | 22:14:14 | 57.9     | A    | 40-90 | 0:14:10        | 616595.0019           | 52.3             | 68.4             | 63.5            | 60.1            |
| 427   | 4/27/2010 | 22:14:16 | 58.7     | A    | 40-90 | 0:14:12        | 741310.2413           | 52.3             | 68.4             | 63.5            | 60.1            |
| 428   | 4/27/2010 | 22:14:18 | 56.4     | A    | 40-90 | 0:14:14        | 436515.8322           | 52.3             | 68.4             | 63.5            | 60.1            |
| 429   | 4/27/2010 | 22:14:20 | 56.4     | A    | 40-90 | 0:14:16        | 436515.8322           | 52.3             | 68.4             | 63.5            | 60.1            |
| 430   | 4/27/2010 | 22:14:22 | 54.1     | A    | 40-90 | 0:14:18        | 257039.5783           | 52.3             | 68.4             | 63.5            | 60.1            |
| 431   | 4/27/2010 | 22:14:24 | 53.4     | A    | 40-90 | 0:14:20        | 218776.1624           | 52.3             | 68.4             | 63.5            | 60.1            |
| 432   | 4/27/2010 | 22:14:26 | 53.2     | A    | 40-90 | 0:14:22        | 208929.6131           | 52.3             | 68.4             | 63.5            | 60.1            |
| 433   | 4/27/2010 | 22:14:28 | 53.2     | A    | 40-90 | 0:14:24        | 208929.6131           | 52.3             | 68.4             | 63.5            | 60.1            |
| 434   | 4/27/2010 | 22:14:30 | 53.2     | A    | 40-90 | 0:14:26        | 208929.6131           | 52.3             | 68.4             | 63.5            | 60.1            |
| 435   | 4/27/2010 | 22:14:32 | 53.5     | A    | 40-90 | 0:14:28        | 223872.1139           | 52.3             | 68.4             | 63.5            | 60.1            |

## Receiver 5- Night

| Point | Date      | Time     | Pressure | Unit | Scale | Acumulate Time | 10 <sup>^(1*A)</sup> | L <sub>min</sub> | L <sub>max</sub> | L <sub>10</sub> | L <sub>eq</sub> |
|-------|-----------|----------|----------|------|-------|----------------|----------------------|------------------|------------------|-----------------|-----------------|
| 436   | 4/27/2010 | 22:14:34 | 54.2     | A    | 40-90 | 0:14:30        | 263026.7992          | 52.3             | 68.4             | 63.5            | 60.1            |
| 437   | 4/27/2010 | 22:14:36 | 56.4     | A    | 40-90 | 0:14:32        | 436515.8322          | 52.3             | 68.4             | 63.5            | 60.1            |
| 438   | 4/27/2010 | 22:14:38 | 55.9     | A    | 40-90 | 0:14:34        | 389045.145           | 52.3             | 68.4             | 63.5            | 60.1            |
| 439   | 4/27/2010 | 22:14:40 | 55.8     | A    | 40-90 | 0:14:36        | 380189.3963          | 52.3             | 68.4             | 63.5            | 60.1            |
| 440   | 4/27/2010 | 22:14:42 | 56       | A    | 40-90 | 0:14:38        | 398107.1706          | 52.3             | 68.4             | 63.5            | 60.1            |
| 441   | 4/27/2010 | 22:14:44 | 57.5     | A    | 40-90 | 0:14:40        | 562341.3252          | 52.3             | 68.4             | 63.5            | 60.1            |
| 442   | 4/27/2010 | 22:14:46 | 58.2     | A    | 40-90 | 0:14:42        | 660693.448           | 52.3             | 68.4             | 63.5            | 60.1            |
| 443   | 4/27/2010 | 22:14:48 | 59.6     | A    | 40-90 | 0:14:44        | 912010.8394          | 52.3             | 68.4             | 63.5            | 60.1            |
| 444   | 4/27/2010 | 22:14:50 | 60.8     | A    | 40-90 | 0:14:46        | 1202264.435          | 52.3             | 68.4             | 63.5            | 60.1            |
| 445   | 4/27/2010 | 22:14:52 | 58.9     | A    | 40-90 | 0:14:48        | 776247.1166          | 52.3             | 68.4             | 63.5            | 60.1            |
| 446   | 4/27/2010 | 22:14:54 | 58.6     | A    | 40-90 | 0:14:50        | 724435.9601          | 52.3             | 68.4             | 63.5            | 60.1            |
| 447   | 4/27/2010 | 22:14:56 | 55.3     | A    | 40-90 | 0:14:52        | 338844.1561          | 52.3             | 68.4             | 63.5            | 60.1            |
| 448   | 4/27/2010 | 22:14:58 | 54.4     | A    | 40-90 | 0:14:54        | 275422.8703          | 52.3             | 68.4             | 63.5            | 60.1            |
| 449   | 4/27/2010 | 22:15:00 | 54.3     | A    | 40-90 | 0:14:56        | 269153.4804          | 52.3             | 68.4             | 63.5            | 60.1            |
| 450   | 4/27/2010 | 22:15:02 | 53.5     | A    | 40-90 | 0:14:58        | 223872.1139          | 52.3             | 68.4             | 63.5            | 60.1            |
| 451   | 4/27/2010 | 22:15:04 | 54.2     | A    | 40-90 | 0:15:00        | 263026.7992          | 52.3             | 68.4             | 63.5            | 60.1            |
| 452   | 4/27/2010 | 22:15:06 | 54.8     | A    | 40-90 | 0:15:02        | 301995.172           | 52.3             | 68.4             | 63.5            | 60.1            |
| 453   | 4/27/2010 | 22:15:08 | 57.4     | A    | 40-90 | 0:15:04        | 549540.8739          | 52.3             | 68.4             | 63.5            | 60.1            |
| 454   | 4/27/2010 | 22:15:10 | 64.2     | A    | 40-90 | 0:15:06        | 2630267.992          | 52.3             | 68.4             | 63.5            | 60.1            |
| 455   | 4/27/2010 | 22:15:12 | 64.1     | A    | 40-90 | 0:15:08        | 2570395.783          | 52.3             | 68.4             | 63.5            | 60.1            |
| 456   | 4/27/2010 | 22:15:14 | 63.2     | A    | 40-90 | 0:15:10        | 2089296.131          | 52.3             | 68.4             | 63.5            | 60.1            |
| 457   | 4/27/2010 | 22:15:16 | 60.1     | A    | 40-90 | 0:15:12        | 1023292.992          | 52.3             | 68.4             | 63.5            | 60.1            |
| 458   | 4/27/2010 | 22:15:18 | 57.7     | A    | 40-90 | 0:15:14        | 588843.6554          | 52.3             | 68.4             | 63.5            | 60.1            |
| 459   | 4/27/2010 | 22:15:20 | 55.6     | A    | 40-90 | 0:15:16        | 363078.0548          | 52.3             | 68.4             | 63.5            | 60.1            |
| 460   | 4/27/2010 | 22:15:22 | 54.4     | A    | 40-90 | 0:15:18        | 275422.8703          | 52.3             | 68.4             | 63.5            | 60.1            |
| 461   | 4/27/2010 | 22:15:24 | 54.2     | A    | 40-90 | 0:15:20        | 263026.7992          | 52.3             | 68.4             | 63.5            | 60.1            |
| 462   | 4/27/2010 | 22:15:26 | 54.2     | A    | 40-90 | 0:15:22        | 263026.7992          | 52.3             | 68.4             | 63.5            | 60.1            |
| 463   | 4/27/2010 | 22:15:28 | 54.4     | A    | 40-90 | 0:15:24        | 275422.8703          | 52.3             | 68.4             | 63.5            | 60.1            |
| 464   | 4/27/2010 | 22:15:30 | 54.5     | A    | 40-90 | 0:15:26        | 281838.2931          | 52.3             | 68.4             | 63.5            | 60.1            |

## Receiver 5- Night

| Point | Date      | Time     | Pressure | Unit | Scale | Acumulate Time | 10^(1*A)    | L <sub>min</sub> | L <sub>max</sub> | L <sub>10</sub> | L <sub>eq</sub> |
|-------|-----------|----------|----------|------|-------|----------------|-------------|------------------|------------------|-----------------|-----------------|
| 465   | 4/27/2010 | 22:15:32 | 54.3     | A    | 40-90 | 0:15:28        | 269153.4804 | 52.3             | 68.4             | 63.5            | 60.1            |
| 466   | 4/27/2010 | 22:15:34 | 53.7     | A    | 40-90 | 0:15:30        | 234422.8815 | 52.3             | 68.4             | 63.5            | 60.1            |
| 467   | 4/27/2010 | 22:15:36 | 53.4     | A    | 40-90 | 0:15:32        | 218776.1624 | 52.3             | 68.4             | 63.5            | 60.1            |
| 468   | 4/27/2010 | 22:15:38 | 54       | A    | 40-90 | 0:15:34        | 251188.6432 | 52.3             | 68.4             | 63.5            | 60.1            |
| 469   | 4/27/2010 | 22:15:40 | 53.8     | A    | 40-90 | 0:15:36        | 239883.2919 | 52.3             | 68.4             | 63.5            | 60.1            |
| 470   | 4/27/2010 | 22:15:42 | 55.1     | A    | 40-90 | 0:15:38        | 323593.6569 | 52.3             | 68.4             | 63.5            | 60.1            |
| 471   | 4/27/2010 | 22:15:44 | 55.1     | A    | 40-90 | 0:15:40        | 323593.6569 | 52.3             | 68.4             | 63.5            | 60.1            |
| 472   | 4/27/2010 | 22:15:46 | 54.9     | A    | 40-90 | 0:15:42        | 309029.5433 | 52.3             | 68.4             | 63.5            | 60.1            |
| 473   | 4/27/2010 | 22:15:48 | 55.4     | A    | 40-90 | 0:15:44        | 346736.8505 | 52.3             | 68.4             | 63.5            | 60.1            |
| 474   | 4/27/2010 | 22:15:50 | 57.4     | A    | 40-90 | 0:15:46        | 549540.8739 | 52.3             | 68.4             | 63.5            | 60.1            |
| 475   | 4/27/2010 | 22:15:52 | 56.1     | A    | 40-90 | 0:15:48        | 407380.2778 | 52.3             | 68.4             | 63.5            | 60.1            |
| 476   | 4/27/2010 | 22:15:54 | 56.2     | A    | 40-90 | 0:15:50        | 416869.3835 | 52.3             | 68.4             | 63.5            | 60.1            |
| 477   | 4/27/2010 | 22:15:56 | 55       | A    | 40-90 | 0:15:52        | 316227.766  | 52.3             | 68.4             | 63.5            | 60.1            |
| 478   | 4/27/2010 | 22:15:58 | 55.5     | A    | 40-90 | 0:15:54        | 354813.3892 | 52.3             | 68.4             | 63.5            | 60.1            |
| 479   | 4/27/2010 | 22:16:00 | 55       | A    | 40-90 | 0:15:56        | 316227.766  | 52.3             | 68.4             | 63.5            | 60.1            |
| 480   | 4/27/2010 | 22:16:02 | 58.2     | A    | 40-90 | 0:15:58        | 660693.448  | 52.3             | 68.4             | 63.5            | 60.1            |
| 481   | 4/27/2010 | 22:16:04 | 62       | A    | 40-90 | 0:16:00        | 1584893.192 | 52.3             | 68.4             | 63.5            | 60.1            |
| 482   | 4/27/2010 | 22:16:06 | 64.2     | A    | 40-90 | 0:16:02        | 2630267.992 | 52.3             | 68.4             | 63.5            | 60.1            |
| 483   | 4/27/2010 | 22:16:08 | 64.8     | A    | 40-90 | 0:16:04        | 3019951.72  | 52.3             | 68.4             | 63.5            | 60.1            |
| 484   | 4/27/2010 | 22:16:10 | 62.9     | A    | 40-90 | 0:16:06        | 1949844.6   | 52.3             | 68.4             | 63.5            | 60.1            |
| 485   | 4/27/2010 | 22:16:12 | 59.7     | A    | 40-90 | 0:16:08        | 933254.3008 | 52.3             | 68.4             | 63.5            | 60.1            |
| 486   | 4/27/2010 | 22:16:14 | 57.3     | A    | 40-90 | 0:16:10        | 537031.7964 | 52.3             | 68.4             | 63.5            | 60.1            |
| 487   | 4/27/2010 | 22:16:16 | 55.8     | A    | 40-90 | 0:16:12        | 380189.3963 | 52.3             | 68.4             | 63.5            | 60.1            |
| 488   | 4/27/2010 | 22:16:18 | 58.2     | A    | 40-90 | 0:16:14        | 660693.448  | 52.3             | 68.4             | 63.5            | 60.1            |
| 489   | 4/27/2010 | 22:16:20 | 59.5     | A    | 40-90 | 0:16:16        | 891250.9381 | 52.3             | 68.4             | 63.5            | 60.1            |
| 490   | 4/27/2010 | 22:16:22 | 59.6     | A    | 40-90 | 0:16:18        | 912010.8394 | 52.3             | 68.4             | 63.5            | 60.1            |
| 491   | 4/27/2010 | 22:16:24 | 55.8     | A    | 40-90 | 0:16:20        | 380189.3963 | 52.3             | 68.4             | 63.5            | 60.1            |
| 492   | 4/27/2010 | 22:16:26 | 54.5     | A    | 40-90 | 0:16:22        | 281838.2931 | 52.3             | 68.4             | 63.5            | 60.1            |
| 493   | 4/27/2010 | 22:16:28 | 54.1     | A    | 40-90 | 0:16:24        | 257039.5783 | 52.3             | 68.4             | 63.5            | 60.1            |

## Receiver 5- Night

| Point | Date      | Time     | Pressure | Unit | Scale | Acumulate Time | 10^(.1*A)   | L <sub>min</sub> | L <sub>max</sub> | L <sub>10</sub> | L <sub>eq</sub> |
|-------|-----------|----------|----------|------|-------|----------------|-------------|------------------|------------------|-----------------|-----------------|
| 494   | 4/27/2010 | 22:16:30 | 54.2     | A    | 40-90 | 0:16:26        | 263026.7992 | 52.3             | 68.4             | 63.5            | 60.1            |
| 495   | 4/27/2010 | 22:16:32 | 55.6     | A    | 40-90 | 0:16:28        | 363078.0548 | 52.3             | 68.4             | 63.5            | 60.1            |
| 496   | 4/27/2010 | 22:16:34 | 54.6     | A    | 40-90 | 0:16:30        | 288403.1503 | 52.3             | 68.4             | 63.5            | 60.1            |
| 497   | 4/27/2010 | 22:16:36 | 55.9     | A    | 40-90 | 0:16:32        | 389045.145  | 52.3             | 68.4             | 63.5            | 60.1            |
| 498   | 4/27/2010 | 22:16:38 | 58.7     | A    | 40-90 | 0:16:34        | 741310.2413 | 52.3             | 68.4             | 63.5            | 60.1            |
| 499   | 4/27/2010 | 22:16:40 | 59.7     | A    | 40-90 | 0:16:36        | 933254.3008 | 52.3             | 68.4             | 63.5            | 60.1            |
| 500   | 4/27/2010 | 22:16:42 | 58.9     | A    | 40-90 | 0:16:38        | 776247.1166 | 52.3             | 68.4             | 63.5            | 60.1            |
| 501   | 4/27/2010 | 22:16:44 | 56.5     | A    | 40-90 | 0:16:40        | 446683.5922 | 52.3             | 68.4             | 63.5            | 60.1            |
| 502   | 4/27/2010 | 22:16:46 | 55       | A    | 40-90 | 0:16:42        | 316227.766  | 52.3             | 68.4             | 63.5            | 60.1            |
| 503   | 4/27/2010 | 22:16:48 | 54.4     | A    | 40-90 | 0:16:44        | 275422.8703 | 52.3             | 68.4             | 63.5            | 60.1            |
| 504   | 4/27/2010 | 22:16:50 | 54.9     | A    | 40-90 | 0:16:46        | 309029.5433 | 52.3             | 68.4             | 63.5            | 60.1            |
| 505   | 4/27/2010 | 22:16:52 | 54.4     | A    | 40-90 | 0:16:48        | 275422.8703 | 52.3             | 68.4             | 63.5            | 60.1            |
| 506   | 4/27/2010 | 22:16:54 | 54.2     | A    | 40-90 | 0:16:50        | 263026.7992 | 52.3             | 68.4             | 63.5            | 60.1            |
| 507   | 4/27/2010 | 22:16:56 | 54.5     | A    | 40-90 | 0:16:52        | 281838.2931 | 52.3             | 68.4             | 63.5            | 60.1            |
| 508   | 4/27/2010 | 22:16:58 | 53.8     | A    | 40-90 | 0:16:54        | 239883.2919 | 52.3             | 68.4             | 63.5            | 60.1            |
| 509   | 4/27/2010 | 22:17:00 | 54.3     | A    | 40-90 | 0:16:56        | 269153.4804 | 52.3             | 68.4             | 63.5            | 60.1            |
| 510   | 4/27/2010 | 22:17:02 | 56.3     | A    | 40-90 | 0:16:58        | 426579.5188 | 52.3             | 68.4             | 63.5            | 60.1            |
| 511   | 4/27/2010 | 22:17:04 | 55.2     | A    | 40-90 | 0:17:00        | 331131.1215 | 52.3             | 68.4             | 63.5            | 60.1            |
| 512   | 4/27/2010 | 22:17:06 | 56.2     | A    | 40-90 | 0:17:02        | 416869.3835 | 52.3             | 68.4             | 63.5            | 60.1            |
| 513   | 4/27/2010 | 22:17:08 | 60.3     | A    | 40-90 | 0:17:04        | 1071519.305 | 52.3             | 68.4             | 63.5            | 60.1            |
| 514   | 4/27/2010 | 22:17:10 | 61.9     | A    | 40-90 | 0:17:06        | 1548816.619 | 52.3             | 68.4             | 63.5            | 60.1            |
| 515   | 4/27/2010 | 22:17:12 | 60.2     | A    | 40-90 | 0:17:08        | 1047128.548 | 52.3             | 68.4             | 63.5            | 60.1            |
| 516   | 4/27/2010 | 22:17:14 | 57       | A    | 40-90 | 0:17:10        | 501187.2336 | 52.3             | 68.4             | 63.5            | 60.1            |
| 517   | 4/27/2010 | 22:17:16 | 58.7     | A    | 40-90 | 0:17:12        | 741310.2413 | 52.3             | 68.4             | 63.5            | 60.1            |
| 518   | 4/27/2010 | 22:17:18 | 60.3     | A    | 40-90 | 0:17:14        | 1071519.305 | 52.3             | 68.4             | 63.5            | 60.1            |
| 519   | 4/27/2010 | 22:17:20 | 59.7     | A    | 40-90 | 0:17:16        | 933254.3008 | 52.3             | 68.4             | 63.5            | 60.1            |
| 520   | 4/27/2010 | 22:17:22 | 61.6     | A    | 40-90 | 0:17:18        | 1445439.771 | 52.3             | 68.4             | 63.5            | 60.1            |
| 521   | 4/27/2010 | 22:17:24 | 64.6     | A    | 40-90 | 0:17:20        | 2884031.503 | 52.3             | 68.4             | 63.5            | 60.1            |
| 522   | 4/27/2010 | 22:17:26 | 64.2     | A    | 40-90 | 0:17:22        | 2630267.992 | 52.3             | 68.4             | 63.5            | 60.1            |

## Receiver 5- Night

| Point | Date      | Time     | Pressure | Unit | Scale | Acumulate Time | 10^(1*A)    | L <sub>min</sub> | L <sub>max</sub> | L <sub>10</sub> | L <sub>eq</sub> |
|-------|-----------|----------|----------|------|-------|----------------|-------------|------------------|------------------|-----------------|-----------------|
| 523   | 4/27/2010 | 22:17:28 | 63.6     | A    | 40-90 | 0:17:24        | 2290867.653 | 52.3             | 68.4             | 63.5            | 60.1            |
| 524   | 4/27/2010 | 22:17:30 | 62       | A    | 40-90 | 0:17:26        | 1584893.192 | 52.3             | 68.4             | 63.5            | 60.1            |
| 525   | 4/27/2010 | 22:17:32 | 61.6     | A    | 40-90 | 0:17:28        | 1445439.771 | 52.3             | 68.4             | 63.5            | 60.1            |
| 526   | 4/27/2010 | 22:17:34 | 59.5     | A    | 40-90 | 0:17:30        | 891250.9381 | 52.3             | 68.4             | 63.5            | 60.1            |
| 527   | 4/27/2010 | 22:17:36 | 57.5     | A    | 40-90 | 0:17:32        | 562341.3252 | 52.3             | 68.4             | 63.5            | 60.1            |
| 528   | 4/27/2010 | 22:17:38 | 56.3     | A    | 40-90 | 0:17:34        | 426579.5188 | 52.3             | 68.4             | 63.5            | 60.1            |
| 529   | 4/27/2010 | 22:17:40 | 56.7     | A    | 40-90 | 0:17:36        | 467735.1413 | 52.3             | 68.4             | 63.5            | 60.1            |
| 530   | 4/27/2010 | 22:17:42 | 60.3     | A    | 40-90 | 0:17:38        | 1071519.305 | 52.3             | 68.4             | 63.5            | 60.1            |
| 531   | 4/27/2010 | 22:17:44 | 61.6     | A    | 40-90 | 0:17:40        | 1445439.771 | 52.3             | 68.4             | 63.5            | 60.1            |
| 532   | 4/27/2010 | 22:17:46 | 62.2     | A    | 40-90 | 0:17:42        | 1659586.907 | 52.3             | 68.4             | 63.5            | 60.1            |
| 533   | 4/27/2010 | 22:17:48 | 57.5     | A    | 40-90 | 0:17:44        | 562341.3252 | 52.3             | 68.4             | 63.5            | 60.1            |
| 534   | 4/27/2010 | 22:17:50 | 55.2     | A    | 40-90 | 0:17:46        | 331131.1215 | 52.3             | 68.4             | 63.5            | 60.1            |
| 535   | 4/27/2010 | 22:17:52 | 54       | A    | 40-90 | 0:17:48        | 251188.6432 | 52.3             | 68.4             | 63.5            | 60.1            |
| 536   | 4/27/2010 | 22:17:54 | 53.9     | A    | 40-90 | 0:17:50        | 245470.8916 | 52.3             | 68.4             | 63.5            | 60.1            |
| 537   | 4/27/2010 | 22:17:56 | 54.1     | A    | 40-90 | 0:17:52        | 257039.5783 | 52.3             | 68.4             | 63.5            | 60.1            |
| 538   | 4/27/2010 | 22:17:58 | 56.1     | A    | 40-90 | 0:17:54        | 407380.2778 | 52.3             | 68.4             | 63.5            | 60.1            |
| 539   | 4/27/2010 | 22:18:00 | 61.4     | A    | 40-90 | 0:17:56        | 1380384.265 | 52.3             | 68.4             | 63.5            | 60.1            |
| 540   | 4/27/2010 | 22:18:02 | 61.4     | A    | 40-90 | 0:17:58        | 1380384.265 | 52.3             | 68.4             | 63.5            | 60.1            |
| 541   | 4/27/2010 | 22:18:04 | 63.2     | A    | 40-90 | 0:18:00        | 2089296.131 | 52.3             | 68.4             | 63.5            | 60.1            |
| 542   | 4/27/2010 | 22:18:06 | 63.4     | A    | 40-90 | 0:18:02        | 2187761.624 | 52.3             | 68.4             | 63.5            | 60.1            |
| 543   | 4/27/2010 | 22:18:08 | 65.5     | A    | 40-90 | 0:18:04        | 3548133.892 | 52.3             | 68.4             | 63.5            | 60.1            |
| 544   | 4/27/2010 | 22:18:10 | 68.1     | A    | 40-90 | 0:18:06        | 6456542.29  | 52.3             | 68.4             | 63.5            | 60.1            |
| 545   | 4/27/2010 | 22:18:12 | 63.8     | A    | 40-90 | 0:18:08        | 2398832.919 | 52.3             | 68.4             | 63.5            | 60.1            |
| 546   | 4/27/2010 | 22:18:14 | 61.1     | A    | 40-90 | 0:18:10        | 1288249.552 | 52.3             | 68.4             | 63.5            | 60.1            |
| 547   | 4/27/2010 | 22:18:16 | 62.2     | A    | 40-90 | 0:18:12        | 1659586.907 | 52.3             | 68.4             | 63.5            | 60.1            |
| 548   | 4/27/2010 | 22:18:18 | 63.5     | A    | 40-90 | 0:18:14        | 2238721.139 | 52.3             | 68.4             | 63.5            | 60.1            |
| 549   | 4/27/2010 | 22:18:20 | 63.5     | A    | 40-90 | 0:18:16        | 2238721.139 | 52.3             | 68.4             | 63.5            | 60.1            |
| 550   | 4/27/2010 | 22:18:22 | 60.1     | A    | 40-90 | 0:18:18        | 1023292.992 | 52.3             | 68.4             | 63.5            | 60.1            |
| 551   | 4/27/2010 | 22:18:24 | 60.3     | A    | 40-90 | 0:18:20        | 1071519.305 | 52.3             | 68.4             | 63.5            | 60.1            |



## Receiver 5- Night

| Point | Date      | Time     | Pressure | Unit | Scale | Acumulate Time | 10^(1*A)    | L <sub>min</sub> | L <sub>max</sub> | L <sub>10</sub> | L <sub>eq</sub> |
|-------|-----------|----------|----------|------|-------|----------------|-------------|------------------|------------------|-----------------|-----------------|
| 552   | 4/27/2010 | 22:18:26 | 60       | A    | 40-90 | 0:18:22        | 1000000     | 52.3             | 68.4             | 63.5            | 60.1            |
| 553   | 4/27/2010 | 22:18:28 | 60.7     | A    | 40-90 | 0:18:24        | 1174897.555 | 52.3             | 68.4             | 63.5            | 60.1            |
| 554   | 4/27/2010 | 22:18:30 | 59.8     | A    | 40-90 | 0:18:26        | 954992.586  | 52.3             | 68.4             | 63.5            | 60.1            |
| 555   | 4/27/2010 | 22:18:32 | 56.8     | A    | 40-90 | 0:18:28        | 478630.0923 | 52.3             | 68.4             | 63.5            | 60.1            |
| 556   | 4/27/2010 | 22:18:34 | 55.5     | A    | 40-90 | 0:18:30        | 354813.3892 | 52.3             | 68.4             | 63.5            | 60.1            |
| 557   | 4/27/2010 | 22:18:36 | 55.7     | A    | 40-90 | 0:18:32        | 371535.2291 | 52.3             | 68.4             | 63.5            | 60.1            |
| 558   | 4/27/2010 | 22:18:38 | 56.7     | A    | 40-90 | 0:18:34        | 467735.1413 | 52.3             | 68.4             | 63.5            | 60.1            |
| 559   | 4/27/2010 | 22:18:40 | 58.4     | A    | 40-90 | 0:18:36        | 691830.9709 | 52.3             | 68.4             | 63.5            | 60.1            |
| 560   | 4/27/2010 | 22:18:42 | 58.2     | A    | 40-90 | 0:18:38        | 660693.448  | 52.3             | 68.4             | 63.5            | 60.1            |
| 561   | 4/27/2010 | 22:18:44 | 56.3     | A    | 40-90 | 0:18:40        | 426579.5188 | 52.3             | 68.4             | 63.5            | 60.1            |
| 562   | 4/27/2010 | 22:18:46 | 55.6     | A    | 40-90 | 0:18:42        | 363078.0548 | 52.3             | 68.4             | 63.5            | 60.1            |
| 563   | 4/27/2010 | 22:18:48 | 55.3     | A    | 40-90 | 0:18:44        | 338844.1561 | 52.3             | 68.4             | 63.5            | 60.1            |
| 564   | 4/27/2010 | 22:18:50 | 54.8     | A    | 40-90 | 0:18:46        | 301995.172  | 52.3             | 68.4             | 63.5            | 60.1            |
| 565   | 4/27/2010 | 22:18:52 | 55       | A    | 40-90 | 0:18:48        | 316227.766  | 52.3             | 68.4             | 63.5            | 60.1            |
| 566   | 4/27/2010 | 22:18:54 | 55.7     | A    | 40-90 | 0:18:50        | 371535.2291 | 52.3             | 68.4             | 63.5            | 60.1            |
| 567   | 4/27/2010 | 22:18:56 | 59.6     | A    | 40-90 | 0:18:52        | 912010.8394 | 52.3             | 68.4             | 63.5            | 60.1            |
| 568   | 4/27/2010 | 22:18:58 | 62.9     | A    | 40-90 | 0:18:54        | 1949844.6   | 52.3             | 68.4             | 63.5            | 60.1            |
| 569   | 4/27/2010 | 22:19:00 | 60.5     | A    | 40-90 | 0:18:56        | 1122018.454 | 52.3             | 68.4             | 63.5            | 60.1            |
| 570   | 4/27/2010 | 22:19:02 | 57.1     | A    | 40-90 | 0:18:58        | 512861.384  | 52.3             | 68.4             | 63.5            | 60.1            |
| 571   | 4/27/2010 | 22:19:04 | 55.1     | A    | 40-90 | 0:19:00        | 323593.6569 | 52.3             | 68.4             | 63.5            | 60.1            |
| 572   | 4/27/2010 | 22:19:06 | 54.4     | A    | 40-90 | 0:19:02        | 275422.8703 | 52.3             | 68.4             | 63.5            | 60.1            |
| 573   | 4/27/2010 | 22:19:08 | 57.3     | A    | 40-90 | 0:19:04        | 537031.7964 | 52.3             | 68.4             | 63.5            | 60.1            |
| 574   | 4/27/2010 | 22:19:10 | 58.2     | A    | 40-90 | 0:19:06        | 660693.448  | 52.3             | 68.4             | 63.5            | 60.1            |
| 575   | 4/27/2010 | 22:19:12 | 58.5     | A    | 40-90 | 0:19:08        | 707945.7844 | 52.3             | 68.4             | 63.5            | 60.1            |
| 576   | 4/27/2010 | 22:19:14 | 58.9     | A    | 40-90 | 0:19:10        | 776247.1166 | 52.3             | 68.4             | 63.5            | 60.1            |
| 577   | 4/27/2010 | 22:19:16 | 55.6     | A    | 40-90 | 0:19:12        | 363078.0548 | 52.3             | 68.4             | 63.5            | 60.1            |
| 578   | 4/27/2010 | 22:19:18 | 55.3     | A    | 40-90 | 0:19:14        | 338844.1561 | 52.3             | 68.4             | 63.5            | 60.1            |
| 579   | 4/27/2010 | 22:19:20 | 54.7     | A    | 40-90 | 0:19:16        | 295120.9227 | 52.3             | 68.4             | 63.5            | 60.1            |
| 580   | 4/27/2010 | 22:19:22 | 54.4     | A    | 40-90 | 0:19:18        | 275422.8703 | 52.3             | 68.4             | 63.5            | 60.1            |

## Receiver 5- Night

| Point | Date      | Time     | Pressure | Unit | Scale | Acumulate Time | 10^(1*A)    | L <sub>min</sub> | L <sub>max</sub> | L <sub>10</sub> | L <sub>eq</sub> |
|-------|-----------|----------|----------|------|-------|----------------|-------------|------------------|------------------|-----------------|-----------------|
| 581   | 4/27/2010 | 22:19:24 | 54.2     | A    | 40-90 | 0:19:20        | 263026.7992 | 52.3             | 68.4             | 63.5            | 60.1            |
| 582   | 4/27/2010 | 22:19:26 | 53.9     | A    | 40-90 | 0:19:22        | 245470.8916 | 52.3             | 68.4             | 63.5            | 60.1            |
| 583   | 4/27/2010 | 22:19:28 | 53.8     | A    | 40-90 | 0:19:24        | 239883.2919 | 52.3             | 68.4             | 63.5            | 60.1            |
| 584   | 4/27/2010 | 22:19:30 | 53.5     | A    | 40-90 | 0:19:26        | 223872.1139 | 52.3             | 68.4             | 63.5            | 60.1            |
| 585   | 4/27/2010 | 22:19:32 | 53.8     | A    | 40-90 | 0:19:28        | 239883.2919 | 52.3             | 68.4             | 63.5            | 60.1            |
| 586   | 4/27/2010 | 22:19:34 | 53       | A    | 40-90 | 0:19:30        | 199526.2315 | 52.3             | 68.4             | 63.5            | 60.1            |
| 587   | 4/27/2010 | 22:19:36 | 53.7     | A    | 40-90 | 0:19:32        | 234422.8815 | 52.3             | 68.4             | 63.5            | 60.1            |
| 588   | 4/27/2010 | 22:19:38 | 54.4     | A    | 40-90 | 0:19:34        | 275422.8703 | 52.3             | 68.4             | 63.5            | 60.1            |
| 589   | 4/27/2010 | 22:19:40 | 57.8     | A    | 40-90 | 0:19:36        | 602559.5861 | 52.3             | 68.4             | 63.5            | 60.1            |
| 590   | 4/27/2010 | 22:19:42 | 59.7     | A    | 40-90 | 0:19:38        | 933254.3008 | 52.3             | 68.4             | 63.5            | 60.1            |
| 591   | 4/27/2010 | 22:19:44 | 62.2     | A    | 40-90 | 0:19:40        | 1659586.907 | 52.3             | 68.4             | 63.5            | 60.1            |
| 592   | 4/27/2010 | 22:19:46 | 67.5     | A    | 40-90 | 0:19:42        | 5623413.252 | 52.3             | 68.4             | 63.5            | 60.1            |
| 593   | 4/27/2010 | 22:19:48 | 67       | A    | 40-90 | 0:19:44        | 5011872.336 | 52.3             | 68.4             | 63.5            | 60.1            |
| 594   | 4/27/2010 | 22:19:50 | 66.4     | A    | 40-90 | 0:19:46        | 4365158.322 | 52.3             | 68.4             | 63.5            | 60.1            |
| 595   | 4/27/2010 | 22:19:52 | 58.9     | A    | 40-90 | 0:19:48        | 776247.1166 | 52.3             | 68.4             | 63.5            | 60.1            |
| 596   | 4/27/2010 | 22:19:54 | 55.8     | A    | 40-90 | 0:19:50        | 380189.3963 | 52.3             | 68.4             | 63.5            | 60.1            |
| 597   | 4/27/2010 | 22:19:56 | 54.5     | A    | 40-90 | 0:19:52        | 281838.2931 | 52.3             | 68.4             | 63.5            | 60.1            |
| 598   | 4/27/2010 | 22:19:58 | 53.8     | A    | 40-90 | 0:19:54        | 239883.2919 | 52.3             | 68.4             | 63.5            | 60.1            |
| 599   | 4/27/2010 | 22:20:00 | 53.3     | A    | 40-90 | 0:19:56        | 213796.209  | 52.3             | 68.4             | 63.5            | 60.1            |
| 600   | 4/27/2010 | 22:20:02 | 55.2     | A    | 40-90 | 0:19:58        | 331131.1215 | 52.3             | 68.4             | 63.5            | 60.1            |
| 601   | 4/27/2010 | 22:20:04 | 56.5     | A    | 40-90 | 0:20:00        | 446683.5922 | 52.3             | 68.4             | 63.5            | 60.1            |
| 602   | 4/27/2010 | 22:20:06 | 59.1     | A    | 40-90 | 0:20:02        | 812830.5162 | 52.3             | 68.4             | 63.5            | 60.1            |
| 603   | 4/27/2010 | 22:20:08 | 57.9     | A    | 40-90 | 0:20:04        | 616595.0019 | 52.3             | 68.4             | 63.5            | 60.1            |
| 604   | 4/27/2010 | 22:20:10 | 57       | A    | 40-90 | 0:20:06        | 501187.2336 | 52.3             | 68.4             | 63.5            | 60.1            |
| 605   | 4/27/2010 | 22:20:12 | 55.7     | A    | 40-90 | 0:20:08        | 371535.2291 | 52.3             | 68.4             | 63.5            | 60.1            |
| 606   | 4/27/2010 | 22:20:14 | 54.5     | A    | 40-90 | 0:20:10        | 281838.2931 | 52.3             | 68.4             | 63.5            | 60.1            |
| 607   | 4/27/2010 | 22:20:16 | 54.8     | A    | 40-90 | 0:20:12        | 301995.172  | 52.3             | 68.4             | 63.5            | 60.1            |
| 608   | 4/27/2010 | 22:20:18 | 57.6     | A    | 40-90 | 0:20:14        | 575439.9373 | 52.3             | 68.4             | 63.5            | 60.1            |
| 609   | 4/27/2010 | 22:20:20 | 61.6     | A    | 40-90 | 0:20:16        | 1445439.771 | 52.3             | 68.4             | 63.5            | 60.1            |

## Receiver 5- Night

| Point | Date      | Time     | Pressure | Unit | Scale | Acumulate Time | 10^(1*A)    | L <sub>min</sub> | L <sub>max</sub> | L <sub>10</sub> | L <sub>eq</sub> |
|-------|-----------|----------|----------|------|-------|----------------|-------------|------------------|------------------|-----------------|-----------------|
| 610   | 4/27/2010 | 22:20:22 | 62.8     | A    | 40-90 | 0:20:18        | 1905460.718 | 52.3             | 68.4             | 63.5            | 60.1            |
| 611   | 4/27/2010 | 22:20:24 | 64.4     | A    | 40-90 | 0:20:20        | 2754228.703 | 52.3             | 68.4             | 63.5            | 60.1            |
| 612   | 4/27/2010 | 22:20:26 | 64.1     | A    | 40-90 | 0:20:22        | 2570395.783 | 52.3             | 68.4             | 63.5            | 60.1            |
| 613   | 4/27/2010 | 22:20:28 | 64.1     | A    | 40-90 | 0:20:24        | 2570395.783 | 52.3             | 68.4             | 63.5            | 60.1            |
| 614   | 4/27/2010 | 22:20:30 | 61.2     | A    | 40-90 | 0:20:26        | 1318256.739 | 52.3             | 68.4             | 63.5            | 60.1            |
| 615   | 4/27/2010 | 22:20:32 | 61.1     | A    | 40-90 | 0:20:28        | 1288249.552 | 52.3             | 68.4             | 63.5            | 60.1            |
| 616   | 4/27/2010 | 22:20:34 | 62.7     | A    | 40-90 | 0:20:30        | 1862087.137 | 52.3             | 68.4             | 63.5            | 60.1            |
| 617   | 4/27/2010 | 22:20:36 | 63.4     | A    | 40-90 | 0:20:32        | 2187761.624 | 52.3             | 68.4             | 63.5            | 60.1            |
| 618   | 4/27/2010 | 22:20:38 | 63.2     | A    | 40-90 | 0:20:34        | 2089296.131 | 52.3             | 68.4             | 63.5            | 60.1            |
| 619   | 4/27/2010 | 22:20:40 | 61.6     | A    | 40-90 | 0:20:36        | 1445439.771 | 52.3             | 68.4             | 63.5            | 60.1            |
| 620   | 4/27/2010 | 22:20:42 | 57       | A    | 40-90 | 0:20:38        | 501187.2336 | 52.3             | 68.4             | 63.5            | 60.1            |
| 621   | 4/27/2010 | 22:20:44 | 55.4     | A    | 40-90 | 0:20:40        | 346736.8505 | 52.3             | 68.4             | 63.5            | 60.1            |
| 622   | 4/27/2010 | 22:20:46 | 54.6     | A    | 40-90 | 0:20:42        | 288403.1503 | 52.3             | 68.4             | 63.5            | 60.1            |
| 623   | 4/27/2010 | 22:20:48 | 54       | A    | 40-90 | 0:20:44        | 251188.6432 | 52.3             | 68.4             | 63.5            | 60.1            |
| 624   | 4/27/2010 | 22:20:50 | 54       | A    | 40-90 | 0:20:46        | 251188.6432 | 52.3             | 68.4             | 63.5            | 60.1            |
| 625   | 4/27/2010 | 22:20:52 | 53.4     | A    | 40-90 | 0:20:48        | 218776.1624 | 52.3             | 68.4             | 63.5            | 60.1            |
| 626   | 4/27/2010 | 22:20:54 | 53.3     | A    | 40-90 | 0:20:50        | 213796.209  | 52.3             | 68.4             | 63.5            | 60.1            |
| 627   | 4/27/2010 | 22:20:56 | 53.6     | A    | 40-90 | 0:20:52        | 229086.7653 | 52.3             | 68.4             | 63.5            | 60.1            |
| 628   | 4/27/2010 | 22:20:58 | 54       | A    | 40-90 | 0:20:54        | 251188.6432 | 52.3             | 68.4             | 63.5            | 60.1            |
| 629   | 4/27/2010 | 22:21:00 | 54.3     | A    | 40-90 | 0:20:56        | 269153.4804 | 52.3             | 68.4             | 63.5            | 60.1            |
| 630   | 4/27/2010 | 22:21:02 | 57.4     | A    | 40-90 | 0:20:58        | 549540.8739 | 52.3             | 68.4             | 63.5            | 60.1            |
| 631   | 4/27/2010 | 22:21:04 | 61       | A    | 40-90 | 0:21:00        | 1258925.412 | 52.3             | 68.4             | 63.5            | 60.1            |
| 632   | 4/27/2010 | 22:21:06 | 61.2     | A    | 40-90 | 0:21:02        | 1318256.739 | 52.3             | 68.4             | 63.5            | 60.1            |
| 633   | 4/27/2010 | 22:21:08 | 60.4     | A    | 40-90 | 0:21:04        | 1096478.196 | 52.3             | 68.4             | 63.5            | 60.1            |
| 634   | 4/27/2010 | 22:21:10 | 61.6     | A    | 40-90 | 0:21:06        | 1445439.771 | 52.3             | 68.4             | 63.5            | 60.1            |
| 635   | 4/27/2010 | 22:21:12 | 62.7     | A    | 40-90 | 0:21:08        | 1862087.137 | 52.3             | 68.4             | 63.5            | 60.1            |
| 636   | 4/27/2010 | 22:21:14 | 62.4     | A    | 40-90 | 0:21:10        | 1737800.829 | 52.3             | 68.4             | 63.5            | 60.1            |
| 637   | 4/27/2010 | 22:21:16 | 59.3     | A    | 40-90 | 0:21:12        | 851138.0382 | 52.3             | 68.4             | 63.5            | 60.1            |
| 638   | 4/27/2010 | 22:21:18 | 56.9     | A    | 40-90 | 0:21:14        | 489778.8194 | 52.3             | 68.4             | 63.5            | 60.1            |

## Receiver 5- Night

| Point | Date      | Time     | Pressure | Unit | Scale | Acumulate Time | 10 <sup>^(.1*A)</sup> | L <sub>min</sub> | L <sub>max</sub> | L <sub>10</sub> | L <sub>eq</sub> |
|-------|-----------|----------|----------|------|-------|----------------|-----------------------|------------------|------------------|-----------------|-----------------|
| 639   | 4/27/2010 | 22:21:20 | 56.1     | A    | 40-90 | 0:21:16        | 407380.2778           | 52.3             | 68.4             | 63.5            | 60.1            |
| 640   | 4/27/2010 | 22:21:22 | 56.1     | A    | 40-90 | 0:21:18        | 407380.2778           | 52.3             | 68.4             | 63.5            | 60.1            |
| 641   | 4/27/2010 | 22:21:24 | 57.7     | A    | 40-90 | 0:21:20        | 588843.6554           | 52.3             | 68.4             | 63.5            | 60.1            |
| 642   | 4/27/2010 | 22:21:26 | 62.2     | A    | 40-90 | 0:21:22        | 1659586.907           | 52.3             | 68.4             | 63.5            | 60.1            |
| 643   | 4/27/2010 | 22:21:28 | 62.3     | A    | 40-90 | 0:21:24        | 1698243.652           | 52.3             | 68.4             | 63.5            | 60.1            |
| 644   | 4/27/2010 | 22:21:30 | 61.9     | A    | 40-90 | 0:21:26        | 1548816.619           | 52.3             | 68.4             | 63.5            | 60.1            |
| 645   | 4/27/2010 | 22:21:32 | 60.1     | A    | 40-90 | 0:21:28        | 1023292.992           | 52.3             | 68.4             | 63.5            | 60.1            |
| 646   | 4/27/2010 | 22:21:34 | 57.9     | A    | 40-90 | 0:21:30        | 616595.0019           | 52.3             | 68.4             | 63.5            | 60.1            |
| 647   | 4/27/2010 | 22:21:36 | 60.4     | A    | 40-90 | 0:21:32        | 1096478.196           | 52.3             | 68.4             | 63.5            | 60.1            |
| 648   | 4/27/2010 | 22:21:38 | 61.6     | A    | 40-90 | 0:21:34        | 1445439.771           | 52.3             | 68.4             | 63.5            | 60.1            |
| 649   | 4/27/2010 | 22:21:40 | 64.2     | A    | 40-90 | 0:21:36        | 2630267.992           | 52.3             | 68.4             | 63.5            | 60.1            |
| 650   | 4/27/2010 | 22:21:42 | 63.6     | A    | 40-90 | 0:21:38        | 2290867.653           | 52.3             | 68.4             | 63.5            | 60.1            |
| 651   | 4/27/2010 | 22:21:44 | 63.9     | A    | 40-90 | 0:21:40        | 2454708.916           | 52.3             | 68.4             | 63.5            | 60.1            |
| 652   | 4/27/2010 | 22:21:46 | 63.7     | A    | 40-90 | 0:21:42        | 2344228.815           | 52.3             | 68.4             | 63.5            | 60.1            |
| 653   | 4/27/2010 | 22:21:48 | 66.1     | A    | 40-90 | 0:21:44        | 4073802.778           | 52.3             | 68.4             | 63.5            | 60.1            |
| 654   | 4/27/2010 | 22:21:50 | 64.6     | A    | 40-90 | 0:21:46        | 2884031.503           | 52.3             | 68.4             | 63.5            | 60.1            |
| 655   | 4/27/2010 | 22:21:52 | 62.9     | A    | 40-90 | 0:21:48        | 1949844.6             | 52.3             | 68.4             | 63.5            | 60.1            |
| 656   | 4/27/2010 | 22:21:54 | 60.3     | A    | 40-90 | 0:21:50        | 1071519.305           | 52.3             | 68.4             | 63.5            | 60.1            |
| 657   | 4/27/2010 | 22:21:56 | 58.9     | A    | 40-90 | 0:21:52        | 776247.1166           | 52.3             | 68.4             | 63.5            | 60.1            |
| 658   | 4/27/2010 | 22:21:58 | 58.2     | A    | 40-90 | 0:21:54        | 660693.448            | 52.3             | 68.4             | 63.5            | 60.1            |
| 659   | 4/27/2010 | 22:22:00 | 60.3     | A    | 40-90 | 0:21:56        | 1071519.305           | 52.3             | 68.4             | 63.5            | 60.1            |
| 660   | 4/27/2010 | 22:22:02 | 62.2     | A    | 40-90 | 0:21:58        | 1659586.907           | 52.3             | 68.4             | 63.5            | 60.1            |
| 661   | 4/27/2010 | 22:22:04 | 63.3     | A    | 40-90 | 0:22:00        | 2137962.09            | 52.3             | 68.4             | 63.5            | 60.1            |
| 662   | 4/27/2010 | 22:22:06 | 63.5     | A    | 40-90 | 0:22:02        | 2238721.139           | 52.3             | 68.4             | 63.5            | 60.1            |
| 663   | 4/27/2010 | 22:22:08 | 62.9     | A    | 40-90 | 0:22:04        | 1949844.6             | 52.3             | 68.4             | 63.5            | 60.1            |
| 664   | 4/27/2010 | 22:22:10 | 60.4     | A    | 40-90 | 0:22:06        | 1096478.196           | 52.3             | 68.4             | 63.5            | 60.1            |
| 665   | 4/27/2010 | 22:22:12 | 62       | A    | 40-90 | 0:22:08        | 1584893.192           | 52.3             | 68.4             | 63.5            | 60.1            |
| 666   | 4/27/2010 | 22:22:14 | 60.2     | A    | 40-90 | 0:22:10        | 1047128.548           | 52.3             | 68.4             | 63.5            | 60.1            |
| 667   | 4/27/2010 | 22:22:16 | 59.5     | A    | 40-90 | 0:22:12        | 891250.9381           | 52.3             | 68.4             | 63.5            | 60.1            |

## Receiver 5- Night

| Point | Date      | Time     | Pressure | Unit | Scale | Acumulate Time | 10 <sup>^(.1*A)</sup> | L <sub>min</sub> | L <sub>max</sub> | L <sub>10</sub> | L <sub>eq</sub> |
|-------|-----------|----------|----------|------|-------|----------------|-----------------------|------------------|------------------|-----------------|-----------------|
| 668   | 4/27/2010 | 22:22:18 | 57.2     | A    | 40-90 | 0:22:14        | 524807.4602           | 52.3             | 68.4             | 63.5            | 60.1            |
| 669   | 4/27/2010 | 22:22:20 | 55.1     | A    | 40-90 | 0:22:16        | 323593.6569           | 52.3             | 68.4             | 63.5            | 60.1            |
| 670   | 4/27/2010 | 22:22:22 | 54.5     | A    | 40-90 | 0:22:18        | 281838.2931           | 52.3             | 68.4             | 63.5            | 60.1            |
| 671   | 4/27/2010 | 22:22:24 | 54.5     | A    | 40-90 | 0:22:20        | 281838.2931           | 52.3             | 68.4             | 63.5            | 60.1            |
| 672   | 4/27/2010 | 22:22:26 | 56.3     | A    | 40-90 | 0:22:22        | 426579.5188           | 52.3             | 68.4             | 63.5            | 60.1            |
| 673   | 4/27/2010 | 22:22:28 | 60.4     | A    | 40-90 | 0:22:24        | 1096478.196           | 52.3             | 68.4             | 63.5            | 60.1            |
| 674   | 4/27/2010 | 22:22:30 | 60.4     | A    | 40-90 | 0:22:26        | 1096478.196           | 52.3             | 68.4             | 63.5            | 60.1            |
| 675   | 4/27/2010 | 22:22:32 | 63.1     | A    | 40-90 | 0:22:28        | 2041737.945           | 52.3             | 68.4             | 63.5            | 60.1            |
| 676   | 4/27/2010 | 22:22:34 | 63.4     | A    | 40-90 | 0:22:30        | 2187761.624           | 52.3             | 68.4             | 63.5            | 60.1            |
| 677   | 4/27/2010 | 22:22:36 | 63.2     | A    | 40-90 | 0:22:32        | 2089296.131           | 52.3             | 68.4             | 63.5            | 60.1            |
| 678   | 4/27/2010 | 22:22:38 | 62.3     | A    | 40-90 | 0:22:34        | 1698243.652           | 52.3             | 68.4             | 63.5            | 60.1            |
| 679   | 4/27/2010 | 22:22:40 | 64.1     | A    | 40-90 | 0:22:36        | 2570395.783           | 52.3             | 68.4             | 63.5            | 60.1            |
| 680   | 4/27/2010 | 22:22:42 | 62.4     | A    | 40-90 | 0:22:38        | 1737800.829           | 52.3             | 68.4             | 63.5            | 60.1            |
| 681   | 4/27/2010 | 22:22:44 | 61       | A    | 40-90 | 0:22:40        | 1258925.412           | 52.3             | 68.4             | 63.5            | 60.1            |
| 682   | 4/27/2010 | 22:22:46 | 56.8     | A    | 40-90 | 0:22:42        | 478630.0923           | 52.3             | 68.4             | 63.5            | 60.1            |
| 683   | 4/27/2010 | 22:22:48 | 54.9     | A    | 40-90 | 0:22:44        | 309029.5433           | 52.3             | 68.4             | 63.5            | 60.1            |
| 684   | 4/27/2010 | 22:22:50 | 54       | A    | 40-90 | 0:22:46        | 251188.6432           | 52.3             | 68.4             | 63.5            | 60.1            |
| 685   | 4/27/2010 | 22:22:52 | 54.1     | A    | 40-90 | 0:22:48        | 257039.5783           | 52.3             | 68.4             | 63.5            | 60.1            |
| 686   | 4/27/2010 | 22:22:54 | 54       | A    | 40-90 | 0:22:50        | 251188.6432           | 52.3             | 68.4             | 63.5            | 60.1            |
| 687   | 4/27/2010 | 22:22:56 | 53.2     | A    | 40-90 | 0:22:52        | 208929.6131           | 52.3             | 68.4             | 63.5            | 60.1            |
| 688   | 4/27/2010 | 22:22:58 | 53.1     | A    | 40-90 | 0:22:54        | 204173.7945           | 52.3             | 68.4             | 63.5            | 60.1            |
| 689   | 4/27/2010 | 22:23:00 | 53.5     | A    | 40-90 | 0:22:56        | 223872.1139           | 52.3             | 68.4             | 63.5            | 60.1            |
| 690   | 4/27/2010 | 22:23:02 | 54.5     | A    | 40-90 | 0:22:58        | 281838.2931           | 52.3             | 68.4             | 63.5            | 60.1            |
| 691   | 4/27/2010 | 22:23:04 | 55.8     | A    | 40-90 | 0:23:00        | 380189.3963           | 52.3             | 68.4             | 63.5            | 60.1            |
| 692   | 4/27/2010 | 22:23:06 | 54.3     | A    | 40-90 | 0:23:02        | 269153.4804           | 52.3             | 68.4             | 63.5            | 60.1            |
| 693   | 4/27/2010 | 22:23:08 | 53.8     | A    | 40-90 | 0:23:04        | 239883.2919           | 52.3             | 68.4             | 63.5            | 60.1            |
| 694   | 4/27/2010 | 22:23:10 | 54       | A    | 40-90 | 0:23:06        | 251188.6432           | 52.3             | 68.4             | 63.5            | 60.1            |
| 695   | 4/27/2010 | 22:23:12 | 53.8     | A    | 40-90 | 0:23:08        | 239883.2919           | 52.3             | 68.4             | 63.5            | 60.1            |
| 696   | 4/27/2010 | 22:23:14 | 53.7     | A    | 40-90 | 0:23:10        | 234422.8815           | 52.3             | 68.4             | 63.5            | 60.1            |

## Receiver 5- Night

| Point | Date      | Time     | Pressure | Unit | Scale | Acumulate Time | 10^(1*A)    | L <sub>min</sub> | L <sub>max</sub> | L <sub>10</sub> | L <sub>eq</sub> |
|-------|-----------|----------|----------|------|-------|----------------|-------------|------------------|------------------|-----------------|-----------------|
| 697   | 4/27/2010 | 22:23:16 | 53.7     | A    | 40-90 | 0:23:12        | 234422.8815 | 52.3             | 68.4             | 63.5            | 60.1            |
| 698   | 4/27/2010 | 22:23:18 | 53.5     | A    | 40-90 | 0:23:14        | 223872.1139 | 52.3             | 68.4             | 63.5            | 60.1            |
| 699   | 4/27/2010 | 22:23:20 | 53.6     | A    | 40-90 | 0:23:16        | 229086.7653 | 52.3             | 68.4             | 63.5            | 60.1            |
| 700   | 4/27/2010 | 22:23:22 | 54.5     | A    | 40-90 | 0:23:18        | 281838.2931 | 52.3             | 68.4             | 63.5            | 60.1            |
| 701   | 4/27/2010 | 22:23:24 | 53.9     | A    | 40-90 | 0:23:20        | 245470.8916 | 52.3             | 68.4             | 63.5            | 60.1            |
| 702   | 4/27/2010 | 22:23:26 | 55.5     | A    | 40-90 | 0:23:22        | 354813.3892 | 52.3             | 68.4             | 63.5            | 60.1            |
| 703   | 4/27/2010 | 22:23:28 | 58.8     | A    | 40-90 | 0:23:24        | 758577.575  | 52.3             | 68.4             | 63.5            | 60.1            |
| 704   | 4/27/2010 | 22:23:30 | 61.4     | A    | 40-90 | 0:23:26        | 1380384.265 | 52.3             | 68.4             | 63.5            | 60.1            |
| 705   | 4/27/2010 | 22:23:32 | 60.7     | A    | 40-90 | 0:23:28        | 1174897.555 | 52.3             | 68.4             | 63.5            | 60.1            |
| 706   | 4/27/2010 | 22:23:34 | 60.8     | A    | 40-90 | 0:23:30        | 1202264.435 | 52.3             | 68.4             | 63.5            | 60.1            |
| 707   | 4/27/2010 | 22:23:36 | 57.7     | A    | 40-90 | 0:23:32        | 588843.6554 | 52.3             | 68.4             | 63.5            | 60.1            |
| 708   | 4/27/2010 | 22:23:38 | 56.5     | A    | 40-90 | 0:23:34        | 446683.5922 | 52.3             | 68.4             | 63.5            | 60.1            |
| 709   | 4/27/2010 | 22:23:40 | 56.4     | A    | 40-90 | 0:23:36        | 436515.8322 | 52.3             | 68.4             | 63.5            | 60.1            |
| 710   | 4/27/2010 | 22:23:42 | 55.4     | A    | 40-90 | 0:23:38        | 346736.8505 | 52.3             | 68.4             | 63.5            | 60.1            |
| 711   | 4/27/2010 | 22:23:44 | 55.2     | A    | 40-90 | 0:23:40        | 331131.1215 | 52.3             | 68.4             | 63.5            | 60.1            |
| 712   | 4/27/2010 | 22:23:46 | 53.8     | A    | 40-90 | 0:23:42        | 239883.2919 | 52.3             | 68.4             | 63.5            | 60.1            |
| 713   | 4/27/2010 | 22:23:48 | 54.1     | A    | 40-90 | 0:23:44        | 257039.5783 | 52.3             | 68.4             | 63.5            | 60.1            |
| 714   | 4/27/2010 | 22:23:50 | 55.8     | A    | 40-90 | 0:23:46        | 380189.3963 | 52.3             | 68.4             | 63.5            | 60.1            |
| 715   | 4/27/2010 | 22:23:52 | 56.8     | A    | 40-90 | 0:23:48        | 478630.0923 | 52.3             | 68.4             | 63.5            | 60.1            |
| 716   | 4/27/2010 | 22:23:54 | 57.4     | A    | 40-90 | 0:23:50        | 549540.8739 | 52.3             | 68.4             | 63.5            | 60.1            |
| 717   | 4/27/2010 | 22:23:56 | 57.5     | A    | 40-90 | 0:23:52        | 562341.3252 | 52.3             | 68.4             | 63.5            | 60.1            |
| 718   | 4/27/2010 | 22:23:58 | 55.3     | A    | 40-90 | 0:23:54        | 338844.1561 | 52.3             | 68.4             | 63.5            | 60.1            |
| 719   | 4/27/2010 | 22:24:00 | 54.5     | A    | 40-90 | 0:23:56        | 281838.2931 | 52.3             | 68.4             | 63.5            | 60.1            |
| 720   | 4/27/2010 | 22:24:02 | 53.9     | A    | 40-90 | 0:23:58        | 245470.8916 | 52.3             | 68.4             | 63.5            | 60.1            |
| 721   | 4/27/2010 | 22:24:04 | 53.7     | A    | 40-90 | 0:24:00        | 234422.8815 | 52.3             | 68.4             | 63.5            | 60.1            |
| 722   | 4/27/2010 | 22:24:06 | 54.4     | A    | 40-90 | 0:24:02        | 275422.8703 | 52.3             | 68.4             | 63.5            | 60.1            |
| 723   | 4/27/2010 | 22:24:08 | 56.4     | A    | 40-90 | 0:24:04        | 436515.8322 | 52.3             | 68.4             | 63.5            | 60.1            |
| 724   | 4/27/2010 | 22:24:10 | 60.6     | A    | 40-90 | 0:24:06        | 1148153.621 | 52.3             | 68.4             | 63.5            | 60.1            |
| 725   | 4/27/2010 | 22:24:12 | 61.5     | A    | 40-90 | 0:24:08        | 1412537.545 | 52.3             | 68.4             | 63.5            | 60.1            |

## Receiver 5- Night

| Point | Date      | Time     | Pressure | Unit | Scale | Acumulate Time | 10^(1*A)    | L <sub>min</sub> | L <sub>max</sub> | L <sub>10</sub> | L <sub>eq</sub> |
|-------|-----------|----------|----------|------|-------|----------------|-------------|------------------|------------------|-----------------|-----------------|
| 726   | 4/27/2010 | 22:24:14 | 64.5     | A    | 40-90 | 0:24:10        | 2818382.931 | 52.3             | 68.4             | 63.5            | 60.1            |
| 727   | 4/27/2010 | 22:24:16 | 65.3     | A    | 40-90 | 0:24:12        | 3388441.561 | 52.3             | 68.4             | 63.5            | 60.1            |
| 728   | 4/27/2010 | 22:24:18 | 66.8     | A    | 40-90 | 0:24:14        | 4786300.923 | 52.3             | 68.4             | 63.5            | 60.1            |
| 729   | 4/27/2010 | 22:24:20 | 66.6     | A    | 40-90 | 0:24:16        | 4570881.896 | 52.3             | 68.4             | 63.5            | 60.1            |
| 730   | 4/27/2010 | 22:24:22 | 59.8     | A    | 40-90 | 0:24:18        | 954992.586  | 52.3             | 68.4             | 63.5            | 60.1            |
| 731   | 4/27/2010 | 22:24:24 | 58.1     | A    | 40-90 | 0:24:20        | 645654.229  | 52.3             | 68.4             | 63.5            | 60.1            |
| 732   | 4/27/2010 | 22:24:26 | 57.6     | A    | 40-90 | 0:24:22        | 575439.9373 | 52.3             | 68.4             | 63.5            | 60.1            |
| 733   | 4/27/2010 | 22:24:28 | 57.4     | A    | 40-90 | 0:24:24        | 549540.8739 | 52.3             | 68.4             | 63.5            | 60.1            |
| 734   | 4/27/2010 | 22:24:30 | 56.3     | A    | 40-90 | 0:24:26        | 426579.5188 | 52.3             | 68.4             | 63.5            | 60.1            |
| 735   | 4/27/2010 | 22:24:32 | 57.2     | A    | 40-90 | 0:24:28        | 524807.4602 | 52.3             | 68.4             | 63.5            | 60.1            |
| 736   | 4/27/2010 | 22:24:34 | 55.9     | A    | 40-90 | 0:24:30        | 389045.145  | 52.3             | 68.4             | 63.5            | 60.1            |
| 737   | 4/27/2010 | 22:24:36 | 57.6     | A    | 40-90 | 0:24:32        | 575439.9373 | 52.3             | 68.4             | 63.5            | 60.1            |
| 738   | 4/27/2010 | 22:24:38 | 58.4     | A    | 40-90 | 0:24:34        | 691830.9709 | 52.3             | 68.4             | 63.5            | 60.1            |
| 739   | 4/27/2010 | 22:24:40 | 57.5     | A    | 40-90 | 0:24:36        | 562341.3252 | 52.3             | 68.4             | 63.5            | 60.1            |
| 740   | 4/27/2010 | 22:24:42 | 59.3     | A    | 40-90 | 0:24:38        | 851138.0382 | 52.3             | 68.4             | 63.5            | 60.1            |
| 741   | 4/27/2010 | 22:24:44 | 59.4     | A    | 40-90 | 0:24:40        | 870963.59   | 52.3             | 68.4             | 63.5            | 60.1            |
| 742   | 4/27/2010 | 22:24:46 | 59.4     | A    | 40-90 | 0:24:42        | 870963.59   | 52.3             | 68.4             | 63.5            | 60.1            |
| 743   | 4/27/2010 | 22:24:48 | 60.2     | A    | 40-90 | 0:24:44        | 1047128.548 | 52.3             | 68.4             | 63.5            | 60.1            |
| 744   | 4/27/2010 | 22:24:50 | 59.7     | A    | 40-90 | 0:24:46        | 933254.3008 | 52.3             | 68.4             | 63.5            | 60.1            |
| 745   | 4/27/2010 | 22:24:52 | 58.4     | A    | 40-90 | 0:24:48        | 691830.9709 | 52.3             | 68.4             | 63.5            | 60.1            |
| 746   | 4/27/2010 | 22:24:54 | 59       | A    | 40-90 | 0:24:50        | 794328.2347 | 52.3             | 68.4             | 63.5            | 60.1            |
| 747   | 4/27/2010 | 22:24:56 | 58       | A    | 40-90 | 0:24:52        | 630957.3445 | 52.3             | 68.4             | 63.5            | 60.1            |
| 748   | 4/27/2010 | 22:24:58 | 57.7     | A    | 40-90 | 0:24:54        | 588843.6554 | 52.3             | 68.4             | 63.5            | 60.1            |
| 749   | 4/27/2010 | 22:25:00 | 57       | A    | 40-90 | 0:24:56        | 501187.2336 | 52.3             | 68.4             | 63.5            | 60.1            |
| 750   | 4/27/2010 | 22:25:02 | 57.6     | A    | 40-90 | 0:24:58        | 575439.9373 | 52.3             | 68.4             | 63.5            | 60.1            |
| 751   | 4/27/2010 | 22:25:04 | 60.6     | A    | 40-90 | 0:25:00        | 1148153.621 | 52.3             | 68.4             | 63.5            | 60.1            |
| 752   | 4/27/2010 | 22:25:06 | 63.3     | A    | 40-90 | 0:25:02        | 2137962.09  | 52.3             | 68.4             | 63.5            | 60.1            |
| 753   | 4/27/2010 | 22:25:08 | 64.3     | A    | 40-90 | 0:25:04        | 2691534.804 | 52.3             | 68.4             | 63.5            | 60.1            |
| 754   | 4/27/2010 | 22:25:10 | 60.8     | A    | 40-90 | 0:25:06        | 1202264.435 | 52.3             | 68.4             | 63.5            | 60.1            |

## Receiver 5- Night

| Point | Date      | Time     | Pressure | Unit | Scale | Acumulate Time | 10 <sup>^(.1*A)</sup> | L <sub>min</sub> | L <sub>max</sub> | L <sub>10</sub> | L <sub>eq</sub> |
|-------|-----------|----------|----------|------|-------|----------------|-----------------------|------------------|------------------|-----------------|-----------------|
| 755   | 4/27/2010 | 22:25:12 | 59.8     | A    | 40-90 | 0:25:08        | 954992.586            | 52.3             | 68.4             | 63.5            | 60.1            |
| 756   | 4/27/2010 | 22:25:14 | 56.7     | A    | 40-90 | 0:25:10        | 467735.1413           | 52.3             | 68.4             | 63.5            | 60.1            |
| 757   | 4/27/2010 | 22:25:16 | 56.2     | A    | 40-90 | 0:25:12        | 416869.3835           | 52.3             | 68.4             | 63.5            | 60.1            |
| 758   | 4/27/2010 | 22:25:18 | 57       | A    | 40-90 | 0:25:14        | 501187.2336           | 52.3             | 68.4             | 63.5            | 60.1            |
| 759   | 4/27/2010 | 22:25:20 | 58.4     | A    | 40-90 | 0:25:16        | 691830.9709           | 52.3             | 68.4             | 63.5            | 60.1            |
| 760   | 4/27/2010 | 22:25:22 | 61.5     | A    | 40-90 | 0:25:18        | 1412537.545           | 52.3             | 68.4             | 63.5            | 60.1            |
| 761   | 4/27/2010 | 22:25:24 | 64.2     | A    | 40-90 | 0:25:20        | 2630267.992           | 52.3             | 68.4             | 63.5            | 60.1            |
| 762   | 4/27/2010 | 22:25:26 | 64.5     | A    | 40-90 | 0:25:22        | 2818382.931           | 52.3             | 68.4             | 63.5            | 60.1            |
| 763   | 4/27/2010 | 22:25:28 | 63.4     | A    | 40-90 | 0:25:24        | 2187761.624           | 52.3             | 68.4             | 63.5            | 60.1            |
| 764   | 4/27/2010 | 22:25:30 | 62       | A    | 40-90 | 0:25:26        | 1584893.192           | 52.3             | 68.4             | 63.5            | 60.1            |
| 765   | 4/27/2010 | 22:25:32 | 60.1     | A    | 40-90 | 0:25:28        | 1023292.992           | 52.3             | 68.4             | 63.5            | 60.1            |
| 766   | 4/27/2010 | 22:25:34 | 56.7     | A    | 40-90 | 0:25:30        | 467735.1413           | 52.3             | 68.4             | 63.5            | 60.1            |
| 767   | 4/27/2010 | 22:25:36 | 56.5     | A    | 40-90 | 0:25:32        | 446683.5922           | 52.3             | 68.4             | 63.5            | 60.1            |
| 768   | 4/27/2010 | 22:25:38 | 62.3     | A    | 40-90 | 0:25:34        | 1698243.652           | 52.3             | 68.4             | 63.5            | 60.1            |
| 769   | 4/27/2010 | 22:25:40 | 61.7     | A    | 40-90 | 0:25:36        | 1479108.388           | 52.3             | 68.4             | 63.5            | 60.1            |
| 770   | 4/27/2010 | 22:25:42 | 63.9     | A    | 40-90 | 0:25:38        | 2454708.916           | 52.3             | 68.4             | 63.5            | 60.1            |
| 771   | 4/27/2010 | 22:25:44 | 65.4     | A    | 40-90 | 0:25:40        | 3467368.505           | 52.3             | 68.4             | 63.5            | 60.1            |
| 772   | 4/27/2010 | 22:25:46 | 64.5     | A    | 40-90 | 0:25:42        | 2818382.931           | 52.3             | 68.4             | 63.5            | 60.1            |
| 773   | 4/27/2010 | 22:25:48 | 63.5     | A    | 40-90 | 0:25:44        | 2238721.139           | 52.3             | 68.4             | 63.5            | 60.1            |
| 774   | 4/27/2010 | 22:25:50 | 60.5     | A    | 40-90 | 0:25:46        | 1122018.454           | 52.3             | 68.4             | 63.5            | 60.1            |
| 775   | 4/27/2010 | 22:25:52 | 63.2     | A    | 40-90 | 0:25:48        | 2089296.131           | 52.3             | 68.4             | 63.5            | 60.1            |
| 776   | 4/27/2010 | 22:25:54 | 64.2     | A    | 40-90 | 0:25:50        | 2630267.992           | 52.3             | 68.4             | 63.5            | 60.1            |
| 777   | 4/27/2010 | 22:25:56 | 64.3     | A    | 40-90 | 0:25:52        | 2691534.804           | 52.3             | 68.4             | 63.5            | 60.1            |
| 778   | 4/27/2010 | 22:25:58 | 63.1     | A    | 40-90 | 0:25:54        | 2041737.945           | 52.3             | 68.4             | 63.5            | 60.1            |
| 779   | 4/27/2010 | 22:26:00 | 58.1     | A    | 40-90 | 0:25:56        | 645654.229            | 52.3             | 68.4             | 63.5            | 60.1            |
| 780   | 4/27/2010 | 22:26:02 | 57       | A    | 40-90 | 0:25:58        | 501187.2336           | 52.3             | 68.4             | 63.5            | 60.1            |
| 781   | 4/27/2010 | 22:26:04 | 59.1     | A    | 40-90 | 0:26:00        | 812830.5162           | 52.3             | 68.4             | 63.5            | 60.1            |
| 782   | 4/27/2010 | 22:26:06 | 57       | A    | 40-90 | 0:26:02        | 501187.2336           | 52.3             | 68.4             | 63.5            | 60.1            |
| 783   | 4/27/2010 | 22:26:08 | 57.8     | A    | 40-90 | 0:26:04        | 602559.5861           | 52.3             | 68.4             | 63.5            | 60.1            |



## Receiver 5- Night

| Point | Date      | Time     | Pressure | Unit | Scale | Acumulate Time | 10 <sup>^(.1*A)</sup> | L <sub>min</sub> | L <sub>max</sub> | L <sub>10</sub> | L <sub>eq</sub> |
|-------|-----------|----------|----------|------|-------|----------------|-----------------------|------------------|------------------|-----------------|-----------------|
| 784   | 4/27/2010 | 22:26:10 | 59.8     | A    | 40-90 | 0:26:06        | 954992.586            | 52.3             | 68.4             | 63.5            | 60.1            |
| 785   | 4/27/2010 | 22:26:12 | 58.7     | A    | 40-90 | 0:26:08        | 741310.2413           | 52.3             | 68.4             | 63.5            | 60.1            |
| 786   | 4/27/2010 | 22:26:14 | 56.5     | A    | 40-90 | 0:26:10        | 446683.5922           | 52.3             | 68.4             | 63.5            | 60.1            |
| 787   | 4/27/2010 | 22:26:16 | 54.4     | A    | 40-90 | 0:26:12        | 275422.8703           | 52.3             | 68.4             | 63.5            | 60.1            |
| 788   | 4/27/2010 | 22:26:18 | 53.4     | A    | 40-90 | 0:26:14        | 218776.1624           | 52.3             | 68.4             | 63.5            | 60.1            |
| 789   | 4/27/2010 | 22:26:20 | 52.8     | A    | 40-90 | 0:26:16        | 190546.0718           | 52.3             | 68.4             | 63.5            | 60.1            |
| 790   | 4/27/2010 | 22:26:22 | 53       | A    | 40-90 | 0:26:18        | 199526.2315           | 52.3             | 68.4             | 63.5            | 60.1            |
| 791   | 4/27/2010 | 22:26:24 | 53.3     | A    | 40-90 | 0:26:20        | 213796.209            | 52.3             | 68.4             | 63.5            | 60.1            |
| 792   | 4/27/2010 | 22:26:26 | 52.9     | A    | 40-90 | 0:26:22        | 194984.46             | 52.3             | 68.4             | 63.5            | 60.1            |
| 793   | 4/27/2010 | 22:26:28 | 53.2     | A    | 40-90 | 0:26:24        | 208929.6131           | 52.3             | 68.4             | 63.5            | 60.1            |
| 794   | 4/27/2010 | 22:26:30 | 53       | A    | 40-90 | 0:26:26        | 199526.2315           | 52.3             | 68.4             | 63.5            | 60.1            |
| 795   | 4/27/2010 | 22:26:32 | 54       | A    | 40-90 | 0:26:28        | 251188.6432           | 52.3             | 68.4             | 63.5            | 60.1            |
| 796   | 4/27/2010 | 22:26:34 | 56.1     | A    | 40-90 | 0:26:30        | 407380.2778           | 52.3             | 68.4             | 63.5            | 60.1            |
| 797   | 4/27/2010 | 22:26:36 | 59.8     | A    | 40-90 | 0:26:32        | 954992.586            | 52.3             | 68.4             | 63.5            | 60.1            |
| 798   | 4/27/2010 | 22:26:38 | 62.8     | A    | 40-90 | 0:26:34        | 1905460.718           | 52.3             | 68.4             | 63.5            | 60.1            |
| 799   | 4/27/2010 | 22:26:40 | 64.1     | A    | 40-90 | 0:26:36        | 2570395.783           | 52.3             | 68.4             | 63.5            | 60.1            |
| 800   | 4/27/2010 | 22:26:42 | 63.2     | A    | 40-90 | 0:26:38        | 2089296.131           | 52.3             | 68.4             | 63.5            | 60.1            |
| 801   | 4/27/2010 | 22:26:44 | 60.7     | A    | 40-90 | 0:26:40        | 1174897.555           | 52.3             | 68.4             | 63.5            | 60.1            |
| 802   | 4/27/2010 | 22:26:46 | 62.2     | A    | 40-90 | 0:26:42        | 1659586.907           | 52.3             | 68.4             | 63.5            | 60.1            |
| 803   | 4/27/2010 | 22:26:48 | 63.2     | A    | 40-90 | 0:26:44        | 2089296.131           | 52.3             | 68.4             | 63.5            | 60.1            |
| 804   | 4/27/2010 | 22:26:50 | 61.1     | A    | 40-90 | 0:26:46        | 1288249.552           | 52.3             | 68.4             | 63.5            | 60.1            |
| 805   | 4/27/2010 | 22:26:52 | 57.1     | A    | 40-90 | 0:26:48        | 512861.384            | 52.3             | 68.4             | 63.5            | 60.1            |
| 806   | 4/27/2010 | 22:26:54 | 53.8     | A    | 40-90 | 0:26:50        | 239883.2919           | 52.3             | 68.4             | 63.5            | 60.1            |
| 807   | 4/27/2010 | 22:26:56 | 52.3     | A    | 40-90 | 0:26:52        | 169824.3652           | 52.3             | 68.4             | 63.5            | 60.1            |
| 808   | 4/27/2010 | 22:26:58 | 52.9     | A    | 40-90 | 0:26:54        | 194984.46             | 52.3             | 68.4             | 63.5            | 60.1            |
| 809   | 4/27/2010 | 22:27:00 | 53.2     | A    | 40-90 | 0:26:56        | 208929.6131           | 52.3             | 68.4             | 63.5            | 60.1            |
| 810   | 4/27/2010 | 22:27:02 | 54.9     | A    | 40-90 | 0:26:58        | 309029.5433           | 52.3             | 68.4             | 63.5            | 60.1            |
| 811   | 4/27/2010 | 22:27:04 | 58.4     | A    | 40-90 | 0:27:00        | 691830.9709           | 52.3             | 68.4             | 63.5            | 60.1            |
| 812   | 4/27/2010 | 22:27:06 | 61.4     | A    | 40-90 | 0:27:02        | 1380384.265           | 52.3             | 68.4             | 63.5            | 60.1            |

## Receiver 5- Night

| Point | Date      | Time     | Pressure | Unit | Scale | Acumulate Time | 10 <sup>^(1*A)</sup> | L <sub>min</sub> | L <sub>max</sub> | L <sub>10</sub> | L <sub>eq</sub> |
|-------|-----------|----------|----------|------|-------|----------------|----------------------|------------------|------------------|-----------------|-----------------|
| 813   | 4/27/2010 | 22:27:08 | 62.9     | A    | 40-90 | 0:27:04        | 1949844.6            | 52.3             | 68.4             | 63.5            | 60.1            |
| 814   | 4/27/2010 | 22:27:10 | 62.9     | A    | 40-90 | 0:27:06        | 1949844.6            | 52.3             | 68.4             | 63.5            | 60.1            |
| 815   | 4/27/2010 | 22:27:12 | 59.7     | A    | 40-90 | 0:27:08        | 933254.3008          | 52.3             | 68.4             | 63.5            | 60.1            |
| 816   | 4/27/2010 | 22:27:14 | 58.6     | A    | 40-90 | 0:27:10        | 724435.9601          | 52.3             | 68.4             | 63.5            | 60.1            |
| 817   | 4/27/2010 | 22:27:16 | 55.2     | A    | 40-90 | 0:27:12        | 331131.1215          | 52.3             | 68.4             | 63.5            | 60.1            |
| 818   | 4/27/2010 | 22:27:18 | 54.2     | A    | 40-90 | 0:27:14        | 263026.7992          | 52.3             | 68.4             | 63.5            | 60.1            |
| 819   | 4/27/2010 | 22:27:20 | 54       | A    | 40-90 | 0:27:16        | 251188.6432          | 52.3             | 68.4             | 63.5            | 60.1            |
| 820   | 4/27/2010 | 22:27:22 | 56       | A    | 40-90 | 0:27:18        | 398107.1706          | 52.3             | 68.4             | 63.5            | 60.1            |
| 821   | 4/27/2010 | 22:27:24 | 60.8     | A    | 40-90 | 0:27:20        | 1202264.435          | 52.3             | 68.4             | 63.5            | 60.1            |
| 822   | 4/27/2010 | 22:27:26 | 61.5     | A    | 40-90 | 0:27:22        | 1412537.545          | 52.3             | 68.4             | 63.5            | 60.1            |
| 823   | 4/27/2010 | 22:27:28 | 61.1     | A    | 40-90 | 0:27:24        | 1288249.552          | 52.3             | 68.4             | 63.5            | 60.1            |
| 824   | 4/27/2010 | 22:27:30 | 56.7     | A    | 40-90 | 0:27:26        | 467735.1413          | 52.3             | 68.4             | 63.5            | 60.1            |
| 825   | 4/27/2010 | 22:27:32 | 55.8     | A    | 40-90 | 0:27:28        | 380189.3963          | 52.3             | 68.4             | 63.5            | 60.1            |
| 826   | 4/27/2010 | 22:27:34 | 55       | A    | 40-90 | 0:27:30        | 316227.766           | 52.3             | 68.4             | 63.5            | 60.1            |
| 827   | 4/27/2010 | 22:27:36 | 53.4     | A    | 40-90 | 0:27:32        | 218776.1624          | 52.3             | 68.4             | 63.5            | 60.1            |
| 828   | 4/27/2010 | 22:27:38 | 54.4     | A    | 40-90 | 0:27:34        | 275422.8703          | 52.3             | 68.4             | 63.5            | 60.1            |
| 829   | 4/27/2010 | 22:27:40 | 54.1     | A    | 40-90 | 0:27:36        | 257039.5783          | 52.3             | 68.4             | 63.5            | 60.1            |
| 830   | 4/27/2010 | 22:27:42 | 54.8     | A    | 40-90 | 0:27:38        | 301995.172           | 52.3             | 68.4             | 63.5            | 60.1            |
| 831   | 4/27/2010 | 22:27:44 | 54.5     | A    | 40-90 | 0:27:40        | 281838.2931          | 52.3             | 68.4             | 63.5            | 60.1            |
| 832   | 4/27/2010 | 22:27:46 | 54.8     | A    | 40-90 | 0:27:42        | 301995.172           | 52.3             | 68.4             | 63.5            | 60.1            |
| 833   | 4/27/2010 | 22:27:48 | 54.7     | A    | 40-90 | 0:27:44        | 295120.9227          | 52.3             | 68.4             | 63.5            | 60.1            |
| 834   | 4/27/2010 | 22:27:50 | 57.8     | A    | 40-90 | 0:27:46        | 602559.5861          | 52.3             | 68.4             | 63.5            | 60.1            |
| 835   | 4/27/2010 | 22:27:52 | 62.2     | A    | 40-90 | 0:27:48        | 1659586.907          | 52.3             | 68.4             | 63.5            | 60.1            |
| 836   | 4/27/2010 | 22:27:54 | 63.9     | A    | 40-90 | 0:27:50        | 2454708.916          | 52.3             | 68.4             | 63.5            | 60.1            |
| 837   | 4/27/2010 | 22:27:56 | 61.5     | A    | 40-90 | 0:27:52        | 1412537.545          | 52.3             | 68.4             | 63.5            | 60.1            |
| 838   | 4/27/2010 | 22:27:58 | 61.9     | A    | 40-90 | 0:27:54        | 1548816.619          | 52.3             | 68.4             | 63.5            | 60.1            |
| 839   | 4/27/2010 | 22:28:00 | 62       | A    | 40-90 | 0:27:56        | 1584893.192          | 52.3             | 68.4             | 63.5            | 60.1            |
| 840   | 4/27/2010 | 22:28:02 | 61.4     | A    | 40-90 | 0:27:58        | 1380384.265          | 52.3             | 68.4             | 63.5            | 60.1            |
| 841   | 4/27/2010 | 22:28:04 | 61.2     | A    | 40-90 | 0:28:00        | 1318256.739          | 52.3             | 68.4             | 63.5            | 60.1            |

## Receiver 5- Night

| Point | Date      | Time     | Pressure | Unit | Scale | Acumulate Time | 10^(1*A)    | L <sub>min</sub> | L <sub>max</sub> | L <sub>10</sub> | L <sub>eq</sub> |
|-------|-----------|----------|----------|------|-------|----------------|-------------|------------------|------------------|-----------------|-----------------|
| 842   | 4/27/2010 | 22:28:06 | 61.4     | A    | 40-90 | 0:28:02        | 1380384.265 | 52.3             | 68.4             | 63.5            | 60.1            |
| 843   | 4/27/2010 | 22:28:08 | 67.2     | A    | 40-90 | 0:28:04        | 5248074.602 | 52.3             | 68.4             | 63.5            | 60.1            |
| 844   | 4/27/2010 | 22:28:10 | 63.6     | A    | 40-90 | 0:28:06        | 2290867.653 | 52.3             | 68.4             | 63.5            | 60.1            |
| 845   | 4/27/2010 | 22:28:12 | 67.5     | A    | 40-90 | 0:28:08        | 5623413.252 | 52.3             | 68.4             | 63.5            | 60.1            |
| 846   | 4/27/2010 | 22:28:14 | 61.6     | A    | 40-90 | 0:28:10        | 1445439.771 | 52.3             | 68.4             | 63.5            | 60.1            |
| 847   | 4/27/2010 | 22:28:16 | 60.5     | A    | 40-90 | 0:28:12        | 1122018.454 | 52.3             | 68.4             | 63.5            | 60.1            |
| 848   | 4/27/2010 | 22:28:18 | 62       | A    | 40-90 | 0:28:14        | 1584893.192 | 52.3             | 68.4             | 63.5            | 60.1            |
| 849   | 4/27/2010 | 22:28:20 | 57.5     | A    | 40-90 | 0:28:16        | 562341.3252 | 52.3             | 68.4             | 63.5            | 60.1            |
| 850   | 4/27/2010 | 22:28:22 | 57.2     | A    | 40-90 | 0:28:18        | 524807.4602 | 52.3             | 68.4             | 63.5            | 60.1            |
| 851   | 4/27/2010 | 22:28:24 | 61.2     | A    | 40-90 | 0:28:20        | 1318256.739 | 52.3             | 68.4             | 63.5            | 60.1            |
| 852   | 4/27/2010 | 22:28:26 | 64.1     | A    | 40-90 | 0:28:22        | 2570395.783 | 52.3             | 68.4             | 63.5            | 60.1            |
| 853   | 4/27/2010 | 22:28:28 | 65.8     | A    | 40-90 | 0:28:24        | 3801893.963 | 52.3             | 68.4             | 63.5            | 60.1            |
| 854   | 4/27/2010 | 22:28:30 | 65.7     | A    | 40-90 | 0:28:26        | 3715352.291 | 52.3             | 68.4             | 63.5            | 60.1            |
| 855   | 4/27/2010 | 22:28:32 | 66.4     | A    | 40-90 | 0:28:28        | 4365158.322 | 52.3             | 68.4             | 63.5            | 60.1            |
| 856   | 4/27/2010 | 22:28:34 | 67.1     | A    | 40-90 | 0:28:30        | 5128613.84  | 52.3             | 68.4             | 63.5            | 60.1            |
| 857   | 4/27/2010 | 22:28:36 | 64.8     | A    | 40-90 | 0:28:32        | 3019951.72  | 52.3             | 68.4             | 63.5            | 60.1            |
| 858   | 4/27/2010 | 22:28:38 | 64.1     | A    | 40-90 | 0:28:34        | 2570395.783 | 52.3             | 68.4             | 63.5            | 60.1            |
| 859   | 4/27/2010 | 22:28:40 | 60.6     | A    | 40-90 | 0:28:36        | 1148153.621 | 52.3             | 68.4             | 63.5            | 60.1            |
| 860   | 4/27/2010 | 22:28:42 | 61.2     | A    | 40-90 | 0:28:38        | 1318256.739 | 52.3             | 68.4             | 63.5            | 60.1            |
| 861   | 4/27/2010 | 22:28:44 | 61.9     | A    | 40-90 | 0:28:40        | 1548816.619 | 52.3             | 68.4             | 63.5            | 60.1            |
| 862   | 4/27/2010 | 22:28:46 | 62.3     | A    | 40-90 | 0:28:42        | 1698243.652 | 52.3             | 68.4             | 63.5            | 60.1            |
| 863   | 4/27/2010 | 22:28:48 | 61.9     | A    | 40-90 | 0:28:44        | 1548816.619 | 52.3             | 68.4             | 63.5            | 60.1            |
| 864   | 4/27/2010 | 22:28:50 | 60.7     | A    | 40-90 | 0:28:46        | 1174897.555 | 52.3             | 68.4             | 63.5            | 60.1            |
| 865   | 4/27/2010 | 22:28:52 | 58.2     | A    | 40-90 | 0:28:48        | 660693.448  | 52.3             | 68.4             | 63.5            | 60.1            |
| 866   | 4/27/2010 | 22:28:54 | 58.2     | A    | 40-90 | 0:28:50        | 660693.448  | 52.3             | 68.4             | 63.5            | 60.1            |
| 867   | 4/27/2010 | 22:28:56 | 58.8     | A    | 40-90 | 0:28:52        | 758577.575  | 52.3             | 68.4             | 63.5            | 60.1            |
| 868   | 4/27/2010 | 22:28:58 | 63.7     | A    | 40-90 | 0:28:54        | 2344228.815 | 52.3             | 68.4             | 63.5            | 60.1            |
| 869   | 4/27/2010 | 22:29:00 | 68.2     | A    | 40-90 | 0:28:56        | 6606934.48  | 52.3             | 68.4             | 63.5            | 60.1            |
| 870   | 4/27/2010 | 22:29:02 | 65.2     | A    | 40-90 | 0:28:58        | 3311311.215 | 52.3             | 68.4             | 63.5            | 60.1            |

## Receiver 5- Night

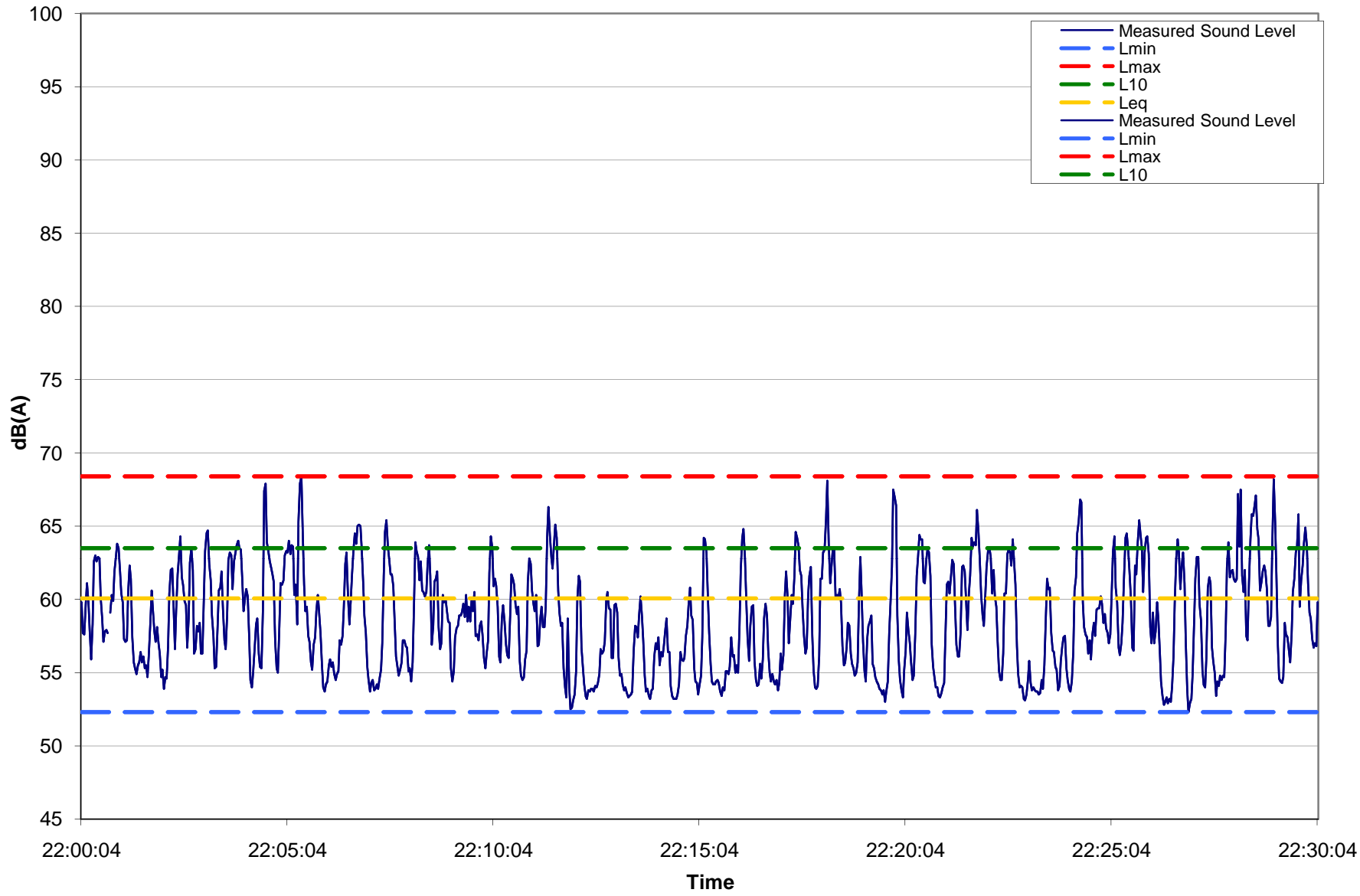
| Point | Date      | Time     | Pressure | Unit | Scale | Acumulate Time | 10^(1*A)    | L <sub>min</sub> | L <sub>max</sub> | L <sub>10</sub> | L <sub>eq</sub> |
|-------|-----------|----------|----------|------|-------|----------------|-------------|------------------|------------------|-----------------|-----------------|
| 871   | 4/27/2010 | 22:29:04 | 61.6     | A    | 40-90 | 0:29:00        | 1445439.771 | 52.3             | 68.4             | 63.5            | 60.1            |
| 872   | 4/27/2010 | 22:29:06 | 56.8     | A    | 40-90 | 0:29:02        | 478630.0923 | 52.3             | 68.4             | 63.5            | 60.1            |
| 873   | 4/27/2010 | 22:29:08 | 54.6     | A    | 40-90 | 0:29:04        | 288403.1503 | 52.3             | 68.4             | 63.5            | 60.1            |
| 874   | 4/27/2010 | 22:29:10 | 54.4     | A    | 40-90 | 0:29:06        | 275422.8703 | 52.3             | 68.4             | 63.5            | 60.1            |
| 875   | 4/27/2010 | 22:29:12 | 54.3     | A    | 40-90 | 0:29:08        | 269153.4804 | 52.3             | 68.4             | 63.5            | 60.1            |
| 876   | 4/27/2010 | 22:29:14 | 54.7     | A    | 40-90 | 0:29:10        | 295120.9227 | 52.3             | 68.4             | 63.5            | 60.1            |
| 877   | 4/27/2010 | 22:29:16 | 58.4     | A    | 40-90 | 0:29:12        | 691830.9709 | 52.3             | 68.4             | 63.5            | 60.1            |
| 878   | 4/27/2010 | 22:29:18 | 57.6     | A    | 40-90 | 0:29:14        | 575439.9373 | 52.3             | 68.4             | 63.5            | 60.1            |
| 879   | 4/27/2010 | 22:29:20 | 57.4     | A    | 40-90 | 0:29:16        | 549540.8739 | 52.3             | 68.4             | 63.5            | 60.1            |
| 880   | 4/27/2010 | 22:29:22 | 56.5     | A    | 40-90 | 0:29:18        | 446683.5922 | 52.3             | 68.4             | 63.5            | 60.1            |
| 881   | 4/27/2010 | 22:29:24 | 55.7     | A    | 40-90 | 0:29:20        | 371535.2291 | 52.3             | 68.4             | 63.5            | 60.1            |
| 882   | 4/27/2010 | 22:29:26 | 57.6     | A    | 40-90 | 0:29:22        | 575439.9373 | 52.3             | 68.4             | 63.5            | 60.1            |
| 883   | 4/27/2010 | 22:29:28 | 60.5     | A    | 40-90 | 0:29:24        | 1122018.454 | 52.3             | 68.4             | 63.5            | 60.1            |
| 884   | 4/27/2010 | 22:29:30 | 61.4     | A    | 40-90 | 0:29:26        | 1380384.265 | 52.3             | 68.4             | 63.5            | 60.1            |
| 885   | 4/27/2010 | 22:29:32 | 63.2     | A    | 40-90 | 0:29:28        | 2089296.131 | 52.3             | 68.4             | 63.5            | 60.1            |
| 886   | 4/27/2010 | 22:29:34 | 63.6     | A    | 40-90 | 0:29:30        | 2290867.653 | 52.3             | 68.4             | 63.5            | 60.1            |
| 887   | 4/27/2010 | 22:29:36 | 65.8     | A    | 40-90 | 0:29:32        | 3801893.963 | 52.3             | 68.4             | 63.5            | 60.1            |
| 888   | 4/27/2010 | 22:29:38 | 59.5     | A    | 40-90 | 0:29:34        | 891250.9381 | 52.3             | 68.4             | 63.5            | 60.1            |
| 889   | 4/27/2010 | 22:29:40 | 61.3     | A    | 40-90 | 0:29:36        | 1348962.883 | 52.3             | 68.4             | 63.5            | 60.1            |
| 890   | 4/27/2010 | 22:29:42 | 62.3     | A    | 40-90 | 0:29:38        | 1698243.652 | 52.3             | 68.4             | 63.5            | 60.1            |
| 891   | 4/27/2010 | 22:29:44 | 63.8     | A    | 40-90 | 0:29:40        | 2398832.919 | 52.3             | 68.4             | 63.5            | 60.1            |
| 892   | 4/27/2010 | 22:29:46 | 64.9     | A    | 40-90 | 0:29:42        | 3090295.433 | 52.3             | 68.4             | 63.5            | 60.1            |
| 893   | 4/27/2010 | 22:29:48 | 63.7     | A    | 40-90 | 0:29:44        | 2344228.815 | 52.3             | 68.4             | 63.5            | 60.1            |
| 894   | 4/27/2010 | 22:29:50 | 61.1     | A    | 40-90 | 0:29:46        | 1288249.552 | 52.3             | 68.4             | 63.5            | 60.1            |
| 895   | 4/27/2010 | 22:29:52 | 59.1     | A    | 40-90 | 0:29:48        | 812830.5162 | 52.3             | 68.4             | 63.5            | 60.1            |
| 896   | 4/27/2010 | 22:29:54 | 58.7     | A    | 40-90 | 0:29:50        | 741310.2413 | 52.3             | 68.4             | 63.5            | 60.1            |
| 897   | 4/27/2010 | 22:29:56 | 57.3     | A    | 40-90 | 0:29:52        | 537031.7964 | 52.3             | 68.4             | 63.5            | 60.1            |
| 898   | 4/27/2010 | 22:29:58 | 56.7     | A    | 40-90 | 0:29:54        | 467735.1413 | 52.3             | 68.4             | 63.5            | 60.1            |
| 899   | 4/27/2010 | 22:30:00 | 57       | A    | 40-90 | 0:29:56        | 501187.2336 | 52.3             | 68.4             | 63.5            | 60.1            |

Receiver 5- Night

| Point | Date      | Time     | Pressure | Unit | Scale | Acumulate Time | 10 <sup>^(.1*A)</sup> |
|-------|-----------|----------|----------|------|-------|----------------|-----------------------|
| 900   | 4/27/2010 | 22:30:02 | 56.8     | A    | 40-90 | 0:29:58        | 478630.0923           |
| 901   | 4/27/2010 | 22:30:04 | 59.8     | A    | 40-90 | 0:30:00        | 954992.586            |
|       |           |          |          |      |       | <b>SUM</b>     | 918264765.8           |

| L <sub>min</sub> | L <sub>max</sub> | L <sub>10</sub> | L <sub>eq</sub> |
|------------------|------------------|-----------------|-----------------|
| 52.3             | 68.4             | 63.5            | 60.1            |
| 52.3             | 68.4             | 63.5            | 60.1            |

| Lmin | Lmax | L10  | Leq  |
|------|------|------|------|
| 52.3 | 68.4 | 63.5 | 60.1 |



## Receiver 6- Day

| Point | Date      | Time     | Pressure | Unit | Scale | Acumulate Time | 10 <sup>^(1*A)</sup> | L <sub>min</sub> | L <sub>max</sub> | L <sub>10</sub> | L <sub>eq</sub> |
|-------|-----------|----------|----------|------|-------|----------------|----------------------|------------------|------------------|-----------------|-----------------|
| 1     | 2/16/2010 | 11:03:06 | 57.5     | A    | 40-90 | 0:00:00        | 562341.3252          | 50.7             | 78.4             | 66.9            | 61.0            |
| 2     | 2/16/2010 | 11:03:08 | 60.9     | A    | 40-90 | 0:00:02        | 1230268.771          | 50.7             | 78.4             | 66.9            | 61.0            |
| 3     | 2/16/2010 | 11:03:10 | 57.8     | A    | 40-90 | 0:00:04        | 602559.5861          | 50.7             | 78.4             | 66.9            | 61.0            |
| 4     | 2/16/2010 | 11:03:12 | 62.4     | A    | 40-90 | 0:00:06        | 1737800.829          | 50.7             | 78.4             | 66.9            | 61.0            |
| 5     | 2/16/2010 | 11:03:14 | 56.8     | A    | 40-90 | 0:00:08        | 478630.0923          | 50.7             | 78.4             | 66.9            | 61.0            |
| 6     | 2/16/2010 | 11:03:16 | 54.7     | A    | 40-90 | 0:00:10        | 295120.9227          | 50.7             | 78.4             | 66.9            | 61.0            |
| 7     | 2/16/2010 | 11:03:18 | 60       | A    | 40-90 | 0:00:12        | 1000000              | 50.7             | 78.4             | 66.9            | 61.0            |
| 8     | 2/16/2010 | 11:03:20 | 55.4     | A    | 40-90 | 0:00:14        | 346736.8505          | 50.7             | 78.4             | 66.9            | 61.0            |
| 9     | 2/16/2010 | 11:03:22 | 53.7     | A    | 40-90 | 0:00:16        | 234422.8815          | 50.7             | 78.4             | 66.9            | 61.0            |
| 10    | 2/16/2010 | 11:03:24 | 54.3     | A    | 40-90 | 0:00:18        | 269153.4804          | 50.7             | 78.4             | 66.9            | 61.0            |
| 11    | 2/16/2010 | 11:03:26 | 55.8     | A    | 40-90 | 0:00:20        | 380189.3963          | 50.7             | 78.4             | 66.9            | 61.0            |
| 12    | 2/16/2010 | 11:03:28 | 58.8     | A    | 40-90 | 0:00:22        | 758577.575           | 50.7             | 78.4             | 66.9            | 61.0            |
| 13    | 2/16/2010 | 11:03:30 | 58.7     | A    | 40-90 | 0:00:24        | 741310.2413          | 50.7             | 78.4             | 66.9            | 61.0            |
| 14    | 2/16/2010 | 11:03:32 | 61       | A    | 40-90 | 0:00:26        | 1258925.412          | 50.7             | 78.4             | 66.9            | 61.0            |
| 15    | 2/16/2010 | 11:03:34 | 65.4     | A    | 40-90 | 0:00:28        | 3467368.505          | 50.7             | 78.4             | 66.9            | 61.0            |
| 16    | 2/16/2010 | 11:03:36 | 63.8     | A    | 40-90 | 0:00:30        | 2398832.919          | 50.7             | 78.4             | 66.9            | 61.0            |
| 17    | 2/16/2010 | 11:03:38 | 64.8     | A    | 40-90 | 0:00:32        | 3019951.72           | 50.7             | 78.4             | 66.9            | 61.0            |
| 18    | 2/16/2010 | 11:03:40 | 64.8     | A    | 40-90 | 0:00:34        | 3019951.72           | 50.7             | 78.4             | 66.9            | 61.0            |
| 19    | 2/16/2010 | 11:03:42 | 65.8     | A    | 40-90 | 0:00:36        | 3801893.963          | 50.7             | 78.4             | 66.9            | 61.0            |
| 20    | 2/16/2010 | 11:03:44 | 63.8     | A    | 40-90 | 0:00:38        | 2398832.919          | 50.7             | 78.4             | 66.9            | 61.0            |
| 21    | 2/16/2010 | 11:03:46 | 66.3     | A    | 40-90 | 0:00:40        | 4265795.188          | 50.7             | 78.4             | 66.9            | 61.0            |
| 22    | 2/16/2010 | 11:03:48 | 64       | A    | 40-90 | 0:00:42        | 2511886.432          | 50.7             | 78.4             | 66.9            | 61.0            |
| 23    | 2/16/2010 | 11:03:50 | 64.4     | A    | 40-90 | 0:00:44        | 2754228.703          | 50.7             | 78.4             | 66.9            | 61.0            |
| 24    | 2/16/2010 | 11:03:52 | 61.7     | A    | 40-90 | 0:00:46        | 1479108.388          | 50.7             | 78.4             | 66.9            | 61.0            |
| 25    | 2/16/2010 | 11:03:54 | 59.1     | A    | 40-90 | 0:00:48        | 812830.5162          | 50.7             | 78.4             | 66.9            | 61.0            |
| 26    | 2/16/2010 | 11:03:56 | 59.2     | A    | 40-90 | 0:00:50        | 831763.7711          | 50.7             | 78.4             | 66.9            | 61.0            |
| 27    | 2/16/2010 | 11:03:58 | 57.6     | A    | 40-90 | 0:00:52        | 575439.9373          | 50.7             | 78.4             | 66.9            | 61.0            |
| 28    | 2/16/2010 | 11:04:00 | 57.5     | A    | 40-90 | 0:00:54        | 562341.3252          | 50.7             | 78.4             | 66.9            | 61.0            |
| 29    | 2/16/2010 | 11:04:02 | 58.7     | A    | 40-90 | 0:00:56        | 741310.2413          | 50.7             | 78.4             | 66.9            | 61.0            |
| 30    | 2/16/2010 | 11:04:04 | 56.2     | A    | 40-90 | 0:00:58        | 416869.3835          | 50.7             | 78.4             | 66.9            | 61.0            |
| 31    | 2/16/2010 | 11:04:06 | 57.8     | A    | 40-90 | 0:01:00        | 602559.5861          | 50.7             | 78.4             | 66.9            | 61.0            |

## Receiver 6- Day

| Point | Date      | Time     | Pressure | Unit | Scale | Acumulate Time | 10 <sup>^(1*A)</sup> | L <sub>min</sub> | L <sub>max</sub> | L <sub>10</sub> | L <sub>eq</sub> |
|-------|-----------|----------|----------|------|-------|----------------|----------------------|------------------|------------------|-----------------|-----------------|
| 32    | 2/16/2010 | 11:04:08 | 59.2     | A    | 40-90 | 0:01:02        | 831763.7711          | 50.7             | 78.4             | 66.9            | 61.0            |
| 33    | 2/16/2010 | 11:04:10 | 65.3     | A    | 40-90 | 0:01:04        | 3388441.561          | 50.7             | 78.4             | 66.9            | 61.0            |
| 34    | 2/16/2010 | 11:04:12 | 64.5     | A    | 40-90 | 0:01:06        | 2818382.931          | 50.7             | 78.4             | 66.9            | 61.0            |
| 35    | 2/16/2010 | 11:04:14 | 64.3     | A    | 40-90 | 0:01:08        | 2691534.804          | 50.7             | 78.4             | 66.9            | 61.0            |
| 36    | 2/16/2010 | 11:04:16 | 66.6     | A    | 40-90 | 0:01:10        | 4570881.896          | 50.7             | 78.4             | 66.9            | 61.0            |
| 37    | 2/16/2010 | 11:04:18 | 68       | A    | 40-90 | 0:01:12        | 6309573.445          | 50.7             | 78.4             | 66.9            | 61.0            |
| 38    | 2/16/2010 | 11:04:20 | 65.5     | A    | 40-90 | 0:01:14        | 3548133.892          | 50.7             | 78.4             | 66.9            | 61.0            |
| 39    | 2/16/2010 | 11:04:22 | 66.5     | A    | 40-90 | 0:01:16        | 4466835.922          | 50.7             | 78.4             | 66.9            | 61.0            |
| 40    | 2/16/2010 | 11:04:24 | 70.4     | A    | 40-90 | 0:01:18        | 10964781.96          | 50.7             | 78.4             | 66.9            | 61.0            |
| 41    | 2/16/2010 | 11:04:26 | 66.3     | A    | 40-90 | 0:01:20        | 4265795.188          | 50.7             | 78.4             | 66.9            | 61.0            |
| 42    | 2/16/2010 | 11:04:28 | 62.7     | A    | 40-90 | 0:01:22        | 1862087.137          | 50.7             | 78.4             | 66.9            | 61.0            |
| 43    | 2/16/2010 | 11:04:30 | 62.1     | A    | 40-90 | 0:01:24        | 1621810.097          | 50.7             | 78.4             | 66.9            | 61.0            |
| 44    | 2/16/2010 | 11:04:32 | 61.7     | A    | 40-90 | 0:01:26        | 1479108.388          | 50.7             | 78.4             | 66.9            | 61.0            |
| 45    | 2/16/2010 | 11:04:34 | 63       | A    | 40-90 | 0:01:28        | 1995262.315          | 50.7             | 78.4             | 66.9            | 61.0            |
| 46    | 2/16/2010 | 11:04:36 | 60.2     | A    | 40-90 | 0:01:30        | 1047128.548          | 50.7             | 78.4             | 66.9            | 61.0            |
| 47    | 2/16/2010 | 11:04:38 | 64.3     | A    | 40-90 | 0:01:32        | 2691534.804          | 50.7             | 78.4             | 66.9            | 61.0            |
| 48    | 2/16/2010 | 11:04:40 | 59.9     | A    | 40-90 | 0:01:34        | 977237.221           | 50.7             | 78.4             | 66.9            | 61.0            |
| 49    | 2/16/2010 | 11:04:42 | 60.3     | A    | 40-90 | 0:01:36        | 1071519.305          | 50.7             | 78.4             | 66.9            | 61.0            |
| 50    | 2/16/2010 | 11:04:44 | 68.6     | A    | 40-90 | 0:01:38        | 7244359.601          | 50.7             | 78.4             | 66.9            | 61.0            |
| 51    | 2/16/2010 | 11:04:46 | 62.3     | A    | 40-90 | 0:01:40        | 1698243.652          | 50.7             | 78.4             | 66.9            | 61.0            |
| 52    | 2/16/2010 | 11:04:48 | 64.4     | A    | 40-90 | 0:01:42        | 2754228.703          | 50.7             | 78.4             | 66.9            | 61.0            |
| 53    | 2/16/2010 | 11:04:50 | 66.1     | A    | 40-90 | 0:01:44        | 4073802.778          | 50.7             | 78.4             | 66.9            | 61.0            |
| 54    | 2/16/2010 | 11:04:52 | 70.7     | A    | 40-90 | 0:01:46        | 11748975.55          | 50.7             | 78.4             | 66.9            | 61.0            |
| 55    | 2/16/2010 | 11:04:54 | 66.5     | A    | 40-90 | 0:01:48        | 4466835.922          | 50.7             | 78.4             | 66.9            | 61.0            |
| 56    | 2/16/2010 | 11:04:56 | 63.2     | A    | 40-90 | 0:01:50        | 2089296.131          | 50.7             | 78.4             | 66.9            | 61.0            |
| 57    | 2/16/2010 | 11:04:58 | 63.6     | A    | 40-90 | 0:01:52        | 2290867.653          | 50.7             | 78.4             | 66.9            | 61.0            |
| 58    | 2/16/2010 | 11:05:00 | 61       | A    | 40-90 | 0:01:54        | 1258925.412          | 50.7             | 78.4             | 66.9            | 61.0            |
| 59    | 2/16/2010 | 11:05:02 | 63       | A    | 40-90 | 0:01:56        | 1995262.315          | 50.7             | 78.4             | 66.9            | 61.0            |
| 60    | 2/16/2010 | 11:05:04 | 66.1     | A    | 40-90 | 0:01:58        | 4073802.778          | 50.7             | 78.4             | 66.9            | 61.0            |
| 61    | 2/16/2010 | 11:05:06 | 68.3     | A    | 40-90 | 0:02:00        | 6760829.754          | 50.7             | 78.4             | 66.9            | 61.0            |
| 62    | 2/16/2010 | 11:05:08 | 69       | A    | 40-90 | 0:02:02        | 7943282.347          | 50.7             | 78.4             | 66.9            | 61.0            |



## Receiver 6- Day

| Point | Date      | Time     | Pressure | Unit | Scale | Acumulate Time | 10^(1*A)    | L <sub>min</sub> | L <sub>max</sub> | L <sub>10</sub> | L <sub>eq</sub> |
|-------|-----------|----------|----------|------|-------|----------------|-------------|------------------|------------------|-----------------|-----------------|
| 63    | 2/16/2010 | 11:05:10 | 71.8     | A    | 40-90 | 0:02:04        | 15135612.48 | 50.7             | 78.4             | 66.9            | 61.0            |
| 64    | 2/16/2010 | 11:05:12 | 67.1     | A    | 40-90 | 0:02:06        | 5128613.84  | 50.7             | 78.4             | 66.9            | 61.0            |
| 65    | 2/16/2010 | 11:05:14 | 61.5     | A    | 40-90 | 0:02:08        | 1412537.545 | 50.7             | 78.4             | 66.9            | 61.0            |
| 66    | 2/16/2010 | 11:05:16 | 59.7     | A    | 40-90 | 0:02:10        | 933254.3008 | 50.7             | 78.4             | 66.9            | 61.0            |
| 67    | 2/16/2010 | 11:05:18 | 58.7     | A    | 40-90 | 0:02:12        | 741310.2413 | 50.7             | 78.4             | 66.9            | 61.0            |
| 68    | 2/16/2010 | 11:05:20 | 58.8     | A    | 40-90 | 0:02:14        | 758577.575  | 50.7             | 78.4             | 66.9            | 61.0            |
| 69    | 2/16/2010 | 11:05:22 | 59.4     | A    | 40-90 | 0:02:16        | 870963.59   | 50.7             | 78.4             | 66.9            | 61.0            |
| 70    | 2/16/2010 | 11:05:24 | 59       | A    | 40-90 | 0:02:18        | 794328.2347 | 50.7             | 78.4             | 66.9            | 61.0            |
| 71    | 2/16/2010 | 11:05:26 | 59.6     | A    | 40-90 | 0:02:20        | 912010.8394 | 50.7             | 78.4             | 66.9            | 61.0            |
| 72    | 2/16/2010 | 11:05:28 | 58.9     | A    | 40-90 | 0:02:22        | 776247.1166 | 50.7             | 78.4             | 66.9            | 61.0            |
| 73    | 2/16/2010 | 11:05:30 | 57.7     | A    | 40-90 | 0:02:24        | 588843.6554 | 50.7             | 78.4             | 66.9            | 61.0            |
| 74    | 2/16/2010 | 11:05:32 | 56.3     | A    | 40-90 | 0:02:26        | 426579.5188 | 50.7             | 78.4             | 66.9            | 61.0            |
| 75    | 2/16/2010 | 11:05:34 | 57.3     | A    | 40-90 | 0:02:28        | 537031.7964 | 50.7             | 78.4             | 66.9            | 61.0            |
| 76    | 2/16/2010 | 11:05:36 | 58.6     | A    | 40-90 | 0:02:30        | 724435.9601 | 50.7             | 78.4             | 66.9            | 61.0            |
| 77    | 2/16/2010 | 11:05:38 | 58.7     | A    | 40-90 | 0:02:32        | 741310.2413 | 50.7             | 78.4             | 66.9            | 61.0            |
| 78    | 2/16/2010 | 11:05:40 | 56.7     | A    | 40-90 | 0:02:34        | 467735.1413 | 50.7             | 78.4             | 66.9            | 61.0            |
| 79    | 2/16/2010 | 11:05:42 | 58.5     | A    | 40-90 | 0:02:36        | 707945.7844 | 50.7             | 78.4             | 66.9            | 61.0            |
| 80    | 2/16/2010 | 11:05:44 | 59.2     | A    | 40-90 | 0:02:38        | 831763.7711 | 50.7             | 78.4             | 66.9            | 61.0            |
| 81    | 2/16/2010 | 11:05:46 | 57.5     | A    | 40-90 | 0:02:40        | 562341.3252 | 50.7             | 78.4             | 66.9            | 61.0            |
| 82    | 2/16/2010 | 11:05:48 | 58.1     | A    | 40-90 | 0:02:42        | 645654.229  | 50.7             | 78.4             | 66.9            | 61.0            |
| 83    | 2/16/2010 | 11:05:50 | 59.1     | A    | 40-90 | 0:02:44        | 812830.5162 | 50.7             | 78.4             | 66.9            | 61.0            |
| 84    | 2/16/2010 | 11:05:52 | 57.7     | A    | 40-90 | 0:02:46        | 588843.6554 | 50.7             | 78.4             | 66.9            | 61.0            |
| 85    | 2/16/2010 | 11:05:54 | 58.6     | A    | 40-90 | 0:02:48        | 724435.9601 | 50.7             | 78.4             | 66.9            | 61.0            |
| 86    | 2/16/2010 | 11:05:56 | 57.8     | A    | 40-90 | 0:02:50        | 602559.5861 | 50.7             | 78.4             | 66.9            | 61.0            |
| 87    | 2/16/2010 | 11:05:58 | 57.6     | A    | 40-90 | 0:02:52        | 575439.9373 | 50.7             | 78.4             | 66.9            | 61.0            |
| 88    | 2/16/2010 | 11:06:00 | 57.4     | A    | 40-90 | 0:02:54        | 549540.8739 | 50.7             | 78.4             | 66.9            | 61.0            |
| 89    | 2/16/2010 | 11:06:02 | 58.2     | A    | 40-90 | 0:02:56        | 660693.448  | 50.7             | 78.4             | 66.9            | 61.0            |
| 90    | 2/16/2010 | 11:06:04 | 57       | A    | 40-90 | 0:02:58        | 501187.2336 | 50.7             | 78.4             | 66.9            | 61.0            |
| 91    | 2/16/2010 | 11:06:06 | 57.9     | A    | 40-90 | 0:03:00        | 616595.0019 | 50.7             | 78.4             | 66.9            | 61.0            |
| 92    | 2/16/2010 | 11:06:08 | 63.3     | A    | 40-90 | 0:03:02        | 2137962.09  | 50.7             | 78.4             | 66.9            | 61.0            |
| 93    | 2/16/2010 | 11:06:10 | 64       | A    | 40-90 | 0:03:04        | 2511886.432 | 50.7             | 78.4             | 66.9            | 61.0            |

## Receiver 6- Day

| Point | Date      | Time     | Pressure | Unit | Scale | Acumulate Time | 10 <sup>^(1*A)</sup> | L <sub>min</sub> | L <sub>max</sub> | L <sub>10</sub> | L <sub>eq</sub> |
|-------|-----------|----------|----------|------|-------|----------------|----------------------|------------------|------------------|-----------------|-----------------|
| 94    | 2/16/2010 | 11:06:12 | 66.2     | A    | 40-90 | 0:03:06        | 4168693.835          | 50.7             | 78.4             | 66.9            | 61.0            |
| 95    | 2/16/2010 | 11:06:14 | 62.6     | A    | 40-90 | 0:03:08        | 1819700.859          | 50.7             | 78.4             | 66.9            | 61.0            |
| 96    | 2/16/2010 | 11:06:16 | 64       | A    | 40-90 | 0:03:10        | 2511886.432          | 50.7             | 78.4             | 66.9            | 61.0            |
| 97    | 2/16/2010 | 11:06:18 | 62.7     | A    | 40-90 | 0:03:12        | 1862087.137          | 50.7             | 78.4             | 66.9            | 61.0            |
| 98    | 2/16/2010 | 11:06:20 | 63.5     | A    | 40-90 | 0:03:14        | 2238721.139          | 50.7             | 78.4             | 66.9            | 61.0            |
| 99    | 2/16/2010 | 11:06:22 | 63.2     | A    | 40-90 | 0:03:16        | 2089296.131          | 50.7             | 78.4             | 66.9            | 61.0            |
| 100   | 2/16/2010 | 11:06:24 | 57.5     | A    | 40-90 | 0:03:18        | 562341.3252          | 50.7             | 78.4             | 66.9            | 61.0            |
| 101   | 2/16/2010 | 11:06:26 | 57.4     | A    | 40-90 | 0:03:20        | 549540.8739          | 50.7             | 78.4             | 66.9            | 61.0            |
| 102   | 2/16/2010 | 11:06:28 | 57.4     | A    | 40-90 | 0:03:22        | 549540.8739          | 50.7             | 78.4             | 66.9            | 61.0            |
| 103   | 2/16/2010 | 11:06:30 | 60.6     | A    | 40-90 | 0:03:24        | 1148153.621          | 50.7             | 78.4             | 66.9            | 61.0            |
| 104   | 2/16/2010 | 11:06:32 | 58.5     | A    | 40-90 | 0:03:26        | 707945.7844          | 50.7             | 78.4             | 66.9            | 61.0            |
| 105   | 2/16/2010 | 11:06:34 | 55.8     | A    | 40-90 | 0:03:28        | 380189.3963          | 50.7             | 78.4             | 66.9            | 61.0            |
| 106   | 2/16/2010 | 11:06:36 | 55.4     | A    | 40-90 | 0:03:30        | 346736.8505          | 50.7             | 78.4             | 66.9            | 61.0            |
| 107   | 2/16/2010 | 11:06:38 | 54.1     | A    | 40-90 | 0:03:32        | 257039.5783          | 50.7             | 78.4             | 66.9            | 61.0            |
| 108   | 2/16/2010 | 11:06:40 | 55.3     | A    | 40-90 | 0:03:34        | 338844.1561          | 50.7             | 78.4             | 66.9            | 61.0            |
| 109   | 2/16/2010 | 11:06:42 | 54.4     | A    | 40-90 | 0:03:36        | 275422.8703          | 50.7             | 78.4             | 66.9            | 61.0            |
| 110   | 2/16/2010 | 11:06:44 | 52.8     | A    | 40-90 | 0:03:38        | 190546.0718          | 50.7             | 78.4             | 66.9            | 61.0            |
| 111   | 2/16/2010 | 11:06:46 | 55.4     | A    | 40-90 | 0:03:40        | 346736.8505          | 50.7             | 78.4             | 66.9            | 61.0            |
| 112   | 2/16/2010 | 11:06:48 | 59.5     | A    | 40-90 | 0:03:42        | 891250.9381          | 50.7             | 78.4             | 66.9            | 61.0            |
| 113   | 2/16/2010 | 11:06:50 | 62.6     | A    | 40-90 | 0:03:44        | 1819700.859          | 50.7             | 78.4             | 66.9            | 61.0            |
| 114   | 2/16/2010 | 11:06:52 | 63.7     | A    | 40-90 | 0:03:46        | 2344228.815          | 50.7             | 78.4             | 66.9            | 61.0            |
| 115   | 2/16/2010 | 11:06:54 | 61.2     | A    | 40-90 | 0:03:48        | 1318256.739          | 50.7             | 78.4             | 66.9            | 61.0            |
| 116   | 2/16/2010 | 11:06:56 | 60.4     | A    | 40-90 | 0:03:50        | 1096478.196          | 50.7             | 78.4             | 66.9            | 61.0            |
| 117   | 2/16/2010 | 11:06:58 | 59.8     | A    | 40-90 | 0:03:52        | 954992.586           | 50.7             | 78.4             | 66.9            | 61.0            |
| 118   | 2/16/2010 | 11:07:00 | 57.9     | A    | 40-90 | 0:03:54        | 616595.0019          | 50.7             | 78.4             | 66.9            | 61.0            |
| 119   | 2/16/2010 | 11:07:02 | 57.7     | A    | 40-90 | 0:03:56        | 588843.6554          | 50.7             | 78.4             | 66.9            | 61.0            |
| 120   | 2/16/2010 | 11:07:04 | 55.2     | A    | 40-90 | 0:03:58        | 331131.1215          | 50.7             | 78.4             | 66.9            | 61.0            |
| 121   | 2/16/2010 | 11:07:06 | 53.9     | A    | 40-90 | 0:04:00        | 245470.8916          | 50.7             | 78.4             | 66.9            | 61.0            |
| 122   | 2/16/2010 | 11:07:08 | 53.1     | A    | 40-90 | 0:04:02        | 204173.7945          | 50.7             | 78.4             | 66.9            | 61.0            |
| 123   | 2/16/2010 | 11:07:10 | 53.9     | A    | 40-90 | 0:04:04        | 245470.8916          | 50.7             | 78.4             | 66.9            | 61.0            |
| 124   | 2/16/2010 | 11:07:12 | 55.4     | A    | 40-90 | 0:04:06        | 346736.8505          | 50.7             | 78.4             | 66.9            | 61.0            |

## Receiver 6- Day

| Point | Date      | Time     | Pressure | Unit | Scale | Acumulate Time | 10 <sup>^(1*A)</sup> | L <sub>min</sub> | L <sub>max</sub> | L <sub>10</sub> | L <sub>eq</sub> |
|-------|-----------|----------|----------|------|-------|----------------|----------------------|------------------|------------------|-----------------|-----------------|
| 125   | 2/16/2010 | 11:07:14 | 54.4     | A    | 40-90 | 0:04:08        | 275422.8703          | 50.7             | 78.4             | 66.9            | 61.0            |
| 126   | 2/16/2010 | 11:07:16 | 54.7     | A    | 40-90 | 0:04:10        | 295120.9227          | 50.7             | 78.4             | 66.9            | 61.0            |
| 127   | 2/16/2010 | 11:07:18 | 52.7     | A    | 40-90 | 0:04:12        | 186208.7137          | 50.7             | 78.4             | 66.9            | 61.0            |
| 128   | 2/16/2010 | 11:07:20 | 52       | A    | 40-90 | 0:04:14        | 158489.3192          | 50.7             | 78.4             | 66.9            | 61.0            |
| 129   | 2/16/2010 | 11:07:22 | 50.7     | A    | 40-90 | 0:04:16        | 117489.7555          | 50.7             | 78.4             | 66.9            | 61.0            |
| 130   | 2/16/2010 | 11:07:24 | 51.2     | A    | 40-90 | 0:04:18        | 131825.6739          | 50.7             | 78.4             | 66.9            | 61.0            |
| 131   | 2/16/2010 | 11:07:26 | 54.7     | A    | 40-90 | 0:04:20        | 295120.9227          | 50.7             | 78.4             | 66.9            | 61.0            |
| 132   | 2/16/2010 | 11:07:28 | 54.8     | A    | 40-90 | 0:04:22        | 301995.172           | 50.7             | 78.4             | 66.9            | 61.0            |
| 133   | 2/16/2010 | 11:07:30 | 55.1     | A    | 40-90 | 0:04:24        | 323593.6569          | 50.7             | 78.4             | 66.9            | 61.0            |
| 134   | 2/16/2010 | 11:07:32 | 58.2     | A    | 40-90 | 0:04:26        | 660693.448           | 50.7             | 78.4             | 66.9            | 61.0            |
| 135   | 2/16/2010 | 11:07:34 | 58       | A    | 40-90 | 0:04:28        | 630957.3445          | 50.7             | 78.4             | 66.9            | 61.0            |
| 136   | 2/16/2010 | 11:07:36 | 60.2     | A    | 40-90 | 0:04:30        | 1047128.548          | 50.7             | 78.4             | 66.9            | 61.0            |
| 137   | 2/16/2010 | 11:07:38 | 64.5     | A    | 40-90 | 0:04:32        | 2818382.931          | 50.7             | 78.4             | 66.9            | 61.0            |
| 138   | 2/16/2010 | 11:07:40 | 66.1     | A    | 40-90 | 0:04:34        | 4073802.778          | 50.7             | 78.4             | 66.9            | 61.0            |
| 139   | 2/16/2010 | 11:07:42 | 64.2     | A    | 40-90 | 0:04:36        | 2630267.992          | 50.7             | 78.4             | 66.9            | 61.0            |
| 140   | 2/16/2010 | 11:07:44 | 58.9     | A    | 40-90 | 0:04:38        | 776247.1166          | 50.7             | 78.4             | 66.9            | 61.0            |
| 141   | 2/16/2010 | 11:07:46 | 60.4     | A    | 40-90 | 0:04:40        | 1096478.196          | 50.7             | 78.4             | 66.9            | 61.0            |
| 142   | 2/16/2010 | 11:07:48 | 64.3     | A    | 40-90 | 0:04:42        | 2691534.804          | 50.7             | 78.4             | 66.9            | 61.0            |
| 143   | 2/16/2010 | 11:07:50 | 60.8     | A    | 40-90 | 0:04:44        | 1202264.435          | 50.7             | 78.4             | 66.9            | 61.0            |
| 144   | 2/16/2010 | 11:07:52 | 61.5     | A    | 40-90 | 0:04:46        | 1412537.545          | 50.7             | 78.4             | 66.9            | 61.0            |
| 145   | 2/16/2010 | 11:07:54 | 61.7     | A    | 40-90 | 0:04:48        | 1479108.388          | 50.7             | 78.4             | 66.9            | 61.0            |
| 146   | 2/16/2010 | 11:07:56 | 61.9     | A    | 40-90 | 0:04:50        | 1548816.619          | 50.7             | 78.4             | 66.9            | 61.0            |
| 147   | 2/16/2010 | 11:07:58 | 62.4     | A    | 40-90 | 0:04:52        | 1737800.829          | 50.7             | 78.4             | 66.9            | 61.0            |
| 148   | 2/16/2010 | 11:08:00 | 61.3     | A    | 40-90 | 0:04:54        | 1348962.883          | 50.7             | 78.4             | 66.9            | 61.0            |
| 149   | 2/16/2010 | 11:08:02 | 60.3     | A    | 40-90 | 0:04:56        | 1071519.305          | 50.7             | 78.4             | 66.9            | 61.0            |
| 150   | 2/16/2010 | 11:08:04 | 60.9     | A    | 40-90 | 0:04:58        | 1230268.771          | 50.7             | 78.4             | 66.9            | 61.0            |
| 151   | 2/16/2010 | 11:08:06 | 61.4     | A    | 40-90 | 0:05:00        | 1380384.265          | 50.7             | 78.4             | 66.9            | 61.0            |
| 152   | 2/16/2010 | 11:08:08 | 59.6     | A    | 40-90 | 0:05:02        | 912010.8394          | 50.7             | 78.4             | 66.9            | 61.0            |
| 153   | 2/16/2010 | 11:08:10 | 60.7     | A    | 40-90 | 0:05:04        | 1174897.555          | 50.7             | 78.4             | 66.9            | 61.0            |
| 154   | 2/16/2010 | 11:08:12 | 61.5     | A    | 40-90 | 0:05:06        | 1412537.545          | 50.7             | 78.4             | 66.9            | 61.0            |
| 155   | 2/16/2010 | 11:08:14 | 65       | A    | 40-90 | 0:05:08        | 3162277.66           | 50.7             | 78.4             | 66.9            | 61.0            |

## Receiver 6- Day

| Point | Date      | Time     | Pressure | Unit | Scale | Acumulate Time | 10 <sup>^(1*A)</sup> | L <sub>min</sub> | L <sub>max</sub> | L <sub>10</sub> | L <sub>eq</sub> |
|-------|-----------|----------|----------|------|-------|----------------|----------------------|------------------|------------------|-----------------|-----------------|
| 156   | 2/16/2010 | 11:08:16 | 60.9     | A    | 40-90 | 0:05:10        | 1230268.771          | 50.7             | 78.4             | 66.9            | 61.0            |
| 157   | 2/16/2010 | 11:08:18 | 66       | A    | 40-90 | 0:05:12        | 3981071.706          | 50.7             | 78.4             | 66.9            | 61.0            |
| 158   | 2/16/2010 | 11:08:20 | 69.1     | A    | 40-90 | 0:05:14        | 8128305.162          | 50.7             | 78.4             | 66.9            | 61.0            |
| 159   | 2/16/2010 | 11:08:22 | 72.8     | A    | 40-90 | 0:05:16        | 19054607.18          | 50.7             | 78.4             | 66.9            | 61.0            |
| 160   | 2/16/2010 | 11:08:24 | 75.4     | A    | 40-90 | 0:05:18        | 34673685.05          | 50.7             | 78.4             | 66.9            | 61.0            |
| 161   | 2/16/2010 | 11:08:26 | 64.5     | A    | 40-90 | 0:05:20        | 2818382.931          | 50.7             | 78.4             | 66.9            | 61.0            |
| 162   | 2/16/2010 | 11:08:28 | 63.4     | A    | 40-90 | 0:05:22        | 2187761.624          | 50.7             | 78.4             | 66.9            | 61.0            |
| 163   | 2/16/2010 | 11:08:30 | 60.2     | A    | 40-90 | 0:05:24        | 1047128.548          | 50.7             | 78.4             | 66.9            | 61.0            |
| 164   | 2/16/2010 | 11:08:32 | 59.4     | A    | 40-90 | 0:05:26        | 870963.59            | 50.7             | 78.4             | 66.9            | 61.0            |
| 165   | 2/16/2010 | 11:08:34 | 61.5     | A    | 40-90 | 0:05:28        | 1412537.545          | 50.7             | 78.4             | 66.9            | 61.0            |
| 166   | 2/16/2010 | 11:08:36 | 66.1     | A    | 40-90 | 0:05:30        | 4073802.778          | 50.7             | 78.4             | 66.9            | 61.0            |
| 167   | 2/16/2010 | 11:08:38 | 65.7     | A    | 40-90 | 0:05:32        | 3715352.291          | 50.7             | 78.4             | 66.9            | 61.0            |
| 168   | 2/16/2010 | 11:08:40 | 68.4     | A    | 40-90 | 0:05:34        | 6918309.709          | 50.7             | 78.4             | 66.9            | 61.0            |
| 169   | 2/16/2010 | 11:08:42 | 66.7     | A    | 40-90 | 0:05:36        | 4677351.413          | 50.7             | 78.4             | 66.9            | 61.0            |
| 170   | 2/16/2010 | 11:08:44 | 66.9     | A    | 40-90 | 0:05:38        | 4897788.194          | 50.7             | 78.4             | 66.9            | 61.0            |
| 171   | 2/16/2010 | 11:08:46 | 60.4     | A    | 40-90 | 0:05:40        | 1096478.196          | 50.7             | 78.4             | 66.9            | 61.0            |
| 172   | 2/16/2010 | 11:08:48 | 60       | A    | 40-90 | 0:05:42        | 1000000              | 50.7             | 78.4             | 66.9            | 61.0            |
| 173   | 2/16/2010 | 11:08:50 | 61.2     | A    | 40-90 | 0:05:44        | 1318256.739          | 50.7             | 78.4             | 66.9            | 61.0            |
| 174   | 2/16/2010 | 11:08:52 | 64.8     | A    | 40-90 | 0:05:46        | 3019951.72           | 50.7             | 78.4             | 66.9            | 61.0            |
| 175   | 2/16/2010 | 11:08:54 | 61.7     | A    | 40-90 | 0:05:48        | 1479108.388          | 50.7             | 78.4             | 66.9            | 61.0            |
| 176   | 2/16/2010 | 11:08:56 | 63.9     | A    | 40-90 | 0:05:50        | 2454708.916          | 50.7             | 78.4             | 66.9            | 61.0            |
| 177   | 2/16/2010 | 11:08:58 | 62.5     | A    | 40-90 | 0:05:52        | 1778279.41           | 50.7             | 78.4             | 66.9            | 61.0            |
| 178   | 2/16/2010 | 11:09:00 | 61.3     | A    | 40-90 | 0:05:54        | 1348962.883          | 50.7             | 78.4             | 66.9            | 61.0            |
| 179   | 2/16/2010 | 11:09:02 | 59.7     | A    | 40-90 | 0:05:56        | 933254.3008          | 50.7             | 78.4             | 66.9            | 61.0            |
| 180   | 2/16/2010 | 11:09:04 | 60.1     | A    | 40-90 | 0:05:58        | 1023292.992          | 50.7             | 78.4             | 66.9            | 61.0            |
| 181   | 2/16/2010 | 11:09:06 | 58.9     | A    | 40-90 | 0:06:00        | 776247.1166          | 50.7             | 78.4             | 66.9            | 61.0            |
| 182   | 2/16/2010 | 11:09:08 | 60.8     | A    | 40-90 | 0:06:02        | 1202264.435          | 50.7             | 78.4             | 66.9            | 61.0            |
| 183   | 2/16/2010 | 11:09:10 | 61.4     | A    | 40-90 | 0:06:04        | 1380384.265          | 50.7             | 78.4             | 66.9            | 61.0            |
| 184   | 2/16/2010 | 11:09:12 | 62       | A    | 40-90 | 0:06:06        | 1584893.192          | 50.7             | 78.4             | 66.9            | 61.0            |
| 185   | 2/16/2010 | 11:09:14 | 62       | A    | 40-90 | 0:06:08        | 1584893.192          | 50.7             | 78.4             | 66.9            | 61.0            |
| 186   | 2/16/2010 | 11:09:16 | 60.2     | A    | 40-90 | 0:06:10        | 1047128.548          | 50.7             | 78.4             | 66.9            | 61.0            |

## Receiver 6- Day

| Point | Date      | Time     | Pressure | Unit | Scale | Acumulate Time | 10 <sup>^(.1*A)</sup> | L <sub>min</sub> | L <sub>max</sub> | L <sub>10</sub> | L <sub>eq</sub> |
|-------|-----------|----------|----------|------|-------|----------------|-----------------------|------------------|------------------|-----------------|-----------------|
| 187   | 2/16/2010 | 11:09:18 | 60.7     | A    | 40-90 | 0:06:12        | 1174897.555           | 50.7             | 78.4             | 66.9            | 61.0            |
| 188   | 2/16/2010 | 11:09:20 | 59.6     | A    | 40-90 | 0:06:14        | 912010.8394           | 50.7             | 78.4             | 66.9            | 61.0            |
| 189   | 2/16/2010 | 11:09:22 | 58.6     | A    | 40-90 | 0:06:16        | 724435.9601           | 50.7             | 78.4             | 66.9            | 61.0            |
| 190   | 2/16/2010 | 11:09:24 | 61.2     | A    | 40-90 | 0:06:18        | 1318256.739           | 50.7             | 78.4             | 66.9            | 61.0            |
| 191   | 2/16/2010 | 11:09:26 | 69.7     | A    | 40-90 | 0:06:20        | 9332543.008           | 50.7             | 78.4             | 66.9            | 61.0            |
| 192   | 2/16/2010 | 11:09:28 | 59.7     | A    | 40-90 | 0:06:22        | 933254.3008           | 50.7             | 78.4             | 66.9            | 61.0            |
| 193   | 2/16/2010 | 11:09:30 | 59.6     | A    | 40-90 | 0:06:24        | 912010.8394           | 50.7             | 78.4             | 66.9            | 61.0            |
| 194   | 2/16/2010 | 11:09:32 | 58.4     | A    | 40-90 | 0:06:26        | 691830.9709           | 50.7             | 78.4             | 66.9            | 61.0            |
| 195   | 2/16/2010 | 11:09:34 | 58.7     | A    | 40-90 | 0:06:28        | 741310.2413           | 50.7             | 78.4             | 66.9            | 61.0            |
| 196   | 2/16/2010 | 11:09:36 | 60.9     | A    | 40-90 | 0:06:30        | 1230268.771           | 50.7             | 78.4             | 66.9            | 61.0            |
| 197   | 2/16/2010 | 11:09:38 | 59.9     | A    | 40-90 | 0:06:32        | 977237.221            | 50.7             | 78.4             | 66.9            | 61.0            |
| 198   | 2/16/2010 | 11:09:40 | 58.7     | A    | 40-90 | 0:06:34        | 741310.2413           | 50.7             | 78.4             | 66.9            | 61.0            |
| 199   | 2/16/2010 | 11:09:42 | 58.3     | A    | 40-90 | 0:06:36        | 676082.9754           | 50.7             | 78.4             | 66.9            | 61.0            |
| 200   | 2/16/2010 | 11:09:44 | 58.8     | A    | 40-90 | 0:06:38        | 758577.575            | 50.7             | 78.4             | 66.9            | 61.0            |
| 201   | 2/16/2010 | 11:09:46 | 59       | A    | 40-90 | 0:06:40        | 794328.2347           | 50.7             | 78.4             | 66.9            | 61.0            |
| 202   | 2/16/2010 | 11:09:48 | 59.1     | A    | 40-90 | 0:06:42        | 812830.5162           | 50.7             | 78.4             | 66.9            | 61.0            |
| 203   | 2/16/2010 | 11:09:50 | 58.6     | A    | 40-90 | 0:06:44        | 724435.9601           | 50.7             | 78.4             | 66.9            | 61.0            |
| 204   | 2/16/2010 | 11:09:52 | 58       | A    | 40-90 | 0:06:46        | 630957.3445           | 50.7             | 78.4             | 66.9            | 61.0            |
| 205   | 2/16/2010 | 11:09:54 | 57.9     | A    | 40-90 | 0:06:48        | 616595.0019           | 50.7             | 78.4             | 66.9            | 61.0            |
| 206   | 2/16/2010 | 11:09:56 | 57.3     | A    | 40-90 | 0:06:50        | 537031.7964           | 50.7             | 78.4             | 66.9            | 61.0            |
| 207   | 2/16/2010 | 11:09:58 | 63.7     | A    | 40-90 | 0:06:52        | 2344228.815           | 50.7             | 78.4             | 66.9            | 61.0            |
| 208   | 2/16/2010 | 11:10:00 | 63.3     | A    | 40-90 | 0:06:54        | 2137962.09            | 50.7             | 78.4             | 66.9            | 61.0            |
| 209   | 2/16/2010 | 11:10:02 | 63.6     | A    | 40-90 | 0:06:56        | 2290867.653           | 50.7             | 78.4             | 66.9            | 61.0            |
| 210   | 2/16/2010 | 11:10:04 | 66.9     | A    | 40-90 | 0:06:58        | 4897788.194           | 50.7             | 78.4             | 66.9            | 61.0            |
| 211   | 2/16/2010 | 11:10:06 | 61.2     | A    | 40-90 | 0:07:00        | 1318256.739           | 50.7             | 78.4             | 66.9            | 61.0            |
| 212   | 2/16/2010 | 11:10:08 | 58.9     | A    | 40-90 | 0:07:02        | 776247.1166           | 50.7             | 78.4             | 66.9            | 61.0            |
| 213   | 2/16/2010 | 11:10:10 | 59       | A    | 40-90 | 0:07:04        | 794328.2347           | 50.7             | 78.4             | 66.9            | 61.0            |
| 214   | 2/16/2010 | 11:10:12 | 57.5     | A    | 40-90 | 0:07:06        | 562341.3252           | 50.7             | 78.4             | 66.9            | 61.0            |
| 215   | 2/16/2010 | 11:10:14 | 56.7     | A    | 40-90 | 0:07:08        | 467735.1413           | 50.7             | 78.4             | 66.9            | 61.0            |
| 216   | 2/16/2010 | 11:10:16 | 57.2     | A    | 40-90 | 0:07:10        | 524807.4602           | 50.7             | 78.4             | 66.9            | 61.0            |
| 217   | 2/16/2010 | 11:10:18 | 59.6     | A    | 40-90 | 0:07:12        | 912010.8394           | 50.7             | 78.4             | 66.9            | 61.0            |

## Receiver 6- Day

| Point | Date      | Time     | Pressure | Unit | Scale | Acumulate Time | 10 <sup>^(1*A)</sup> | L <sub>min</sub> | L <sub>max</sub> | L <sub>10</sub> | L <sub>eq</sub> |
|-------|-----------|----------|----------|------|-------|----------------|----------------------|------------------|------------------|-----------------|-----------------|
| 218   | 2/16/2010 | 11:10:20 | 60       | A    | 40-90 | 0:07:14        | 1000000              | 50.7             | 78.4             | 66.9            | 61.0            |
| 219   | 2/16/2010 | 11:10:22 | 56.2     | A    | 40-90 | 0:07:16        | 416869.3835          | 50.7             | 78.4             | 66.9            | 61.0            |
| 220   | 2/16/2010 | 11:10:24 | 60.6     | A    | 40-90 | 0:07:18        | 1148153.621          | 50.7             | 78.4             | 66.9            | 61.0            |
| 221   | 2/16/2010 | 11:10:26 | 62.6     | A    | 40-90 | 0:07:20        | 1819700.859          | 50.7             | 78.4             | 66.9            | 61.0            |
| 222   | 2/16/2010 | 11:10:28 | 60.4     | A    | 40-90 | 0:07:22        | 1096478.196          | 50.7             | 78.4             | 66.9            | 61.0            |
| 223   | 2/16/2010 | 11:10:30 | 61.3     | A    | 40-90 | 0:07:24        | 1348962.883          | 50.7             | 78.4             | 66.9            | 61.0            |
| 224   | 2/16/2010 | 11:10:32 | 61.8     | A    | 40-90 | 0:07:26        | 1513561.248          | 50.7             | 78.4             | 66.9            | 61.0            |
| 225   | 2/16/2010 | 11:10:34 | 65       | A    | 40-90 | 0:07:28        | 3162277.66           | 50.7             | 78.4             | 66.9            | 61.0            |
| 226   | 2/16/2010 | 11:10:36 | 65.2     | A    | 40-90 | 0:07:30        | 3311311.215          | 50.7             | 78.4             | 66.9            | 61.0            |
| 227   | 2/16/2010 | 11:10:38 | 64.4     | A    | 40-90 | 0:07:32        | 2754228.703          | 50.7             | 78.4             | 66.9            | 61.0            |
| 228   | 2/16/2010 | 11:10:40 | 63.2     | A    | 40-90 | 0:07:34        | 2089296.131          | 50.7             | 78.4             | 66.9            | 61.0            |
| 229   | 2/16/2010 | 11:10:42 | 63       | A    | 40-90 | 0:07:36        | 1995262.315          | 50.7             | 78.4             | 66.9            | 61.0            |
| 230   | 2/16/2010 | 11:10:44 | 61.7     | A    | 40-90 | 0:07:38        | 1479108.388          | 50.7             | 78.4             | 66.9            | 61.0            |
| 231   | 2/16/2010 | 11:10:46 | 61.3     | A    | 40-90 | 0:07:40        | 1348962.883          | 50.7             | 78.4             | 66.9            | 61.0            |
| 232   | 2/16/2010 | 11:10:48 | 59.7     | A    | 40-90 | 0:07:42        | 933254.3008          | 50.7             | 78.4             | 66.9            | 61.0            |
| 233   | 2/16/2010 | 11:10:50 | 59.6     | A    | 40-90 | 0:07:44        | 912010.8394          | 50.7             | 78.4             | 66.9            | 61.0            |
| 234   | 2/16/2010 | 11:10:52 | 58.7     | A    | 40-90 | 0:07:46        | 741310.2413          | 50.7             | 78.4             | 66.9            | 61.0            |
| 235   | 2/16/2010 | 11:10:54 | 59.5     | A    | 40-90 | 0:07:48        | 891250.9381          | 50.7             | 78.4             | 66.9            | 61.0            |
| 236   | 2/16/2010 | 11:10:56 | 59.4     | A    | 40-90 | 0:07:50        | 870963.59            | 50.7             | 78.4             | 66.9            | 61.0            |
| 237   | 2/16/2010 | 11:10:58 | 58.7     | A    | 40-90 | 0:07:52        | 741310.2413          | 50.7             | 78.4             | 66.9            | 61.0            |
| 238   | 2/16/2010 | 11:11:00 | 58.3     | A    | 40-90 | 0:07:54        | 676082.9754          | 50.7             | 78.4             | 66.9            | 61.0            |
| 239   | 2/16/2010 | 11:11:02 | 57.9     | A    | 40-90 | 0:07:56        | 616595.0019          | 50.7             | 78.4             | 66.9            | 61.0            |
| 240   | 2/16/2010 | 11:11:04 | 62.1     | A    | 40-90 | 0:07:58        | 1621810.097          | 50.7             | 78.4             | 66.9            | 61.0            |
| 241   | 2/16/2010 | 11:11:06 | 59.9     | A    | 40-90 | 0:08:00        | 977237.221           | 50.7             | 78.4             | 66.9            | 61.0            |
| 242   | 2/16/2010 | 11:11:08 | 66.9     | A    | 40-90 | 0:08:02        | 4897788.194          | 50.7             | 78.4             | 66.9            | 61.0            |
| 243   | 2/16/2010 | 11:11:10 | 65.8     | A    | 40-90 | 0:08:04        | 3801893.963          | 50.7             | 78.4             | 66.9            | 61.0            |
| 244   | 2/16/2010 | 11:11:12 | 67.4     | A    | 40-90 | 0:08:06        | 5495408.739          | 50.7             | 78.4             | 66.9            | 61.0            |
| 245   | 2/16/2010 | 11:11:14 | 69.9     | A    | 40-90 | 0:08:08        | 9772372.21           | 50.7             | 78.4             | 66.9            | 61.0            |
| 246   | 2/16/2010 | 11:11:16 | 64.7     | A    | 40-90 | 0:08:10        | 2951209.227          | 50.7             | 78.4             | 66.9            | 61.0            |
| 247   | 2/16/2010 | 11:11:18 | 61.3     | A    | 40-90 | 0:08:12        | 1348962.883          | 50.7             | 78.4             | 66.9            | 61.0            |
| 248   | 2/16/2010 | 11:11:20 | 61.6     | A    | 40-90 | 0:08:14        | 1445439.771          | 50.7             | 78.4             | 66.9            | 61.0            |

## Receiver 6- Day

| Point | Date      | Time     | Pressure | Unit | Scale | Acumulate Time | 10 <sup>^(.1*A)</sup> | L <sub>min</sub> | L <sub>max</sub> | L <sub>10</sub> | L <sub>eq</sub> |
|-------|-----------|----------|----------|------|-------|----------------|-----------------------|------------------|------------------|-----------------|-----------------|
| 249   | 2/16/2010 | 11:11:22 | 59.6     | A    | 40-90 | 0:08:16        | 912010.8394           | 50.7             | 78.4             | 66.9            | 61.0            |
| 250   | 2/16/2010 | 11:11:24 | 56.4     | A    | 40-90 | 0:08:18        | 436515.8322           | 50.7             | 78.4             | 66.9            | 61.0            |
| 251   | 2/16/2010 | 11:11:26 | 56.7     | A    | 40-90 | 0:08:20        | 467735.1413           | 50.7             | 78.4             | 66.9            | 61.0            |
| 252   | 2/16/2010 | 11:11:28 | 55.9     | A    | 40-90 | 0:08:22        | 389045.145            | 50.7             | 78.4             | 66.9            | 61.0            |
| 253   | 2/16/2010 | 11:11:30 | 56.5     | A    | 40-90 | 0:08:24        | 446683.5922           | 50.7             | 78.4             | 66.9            | 61.0            |
| 254   | 2/16/2010 | 11:11:32 | 54.1     | A    | 40-90 | 0:08:26        | 257039.5783           | 50.7             | 78.4             | 66.9            | 61.0            |
| 255   | 2/16/2010 | 11:11:34 | 54.9     | A    | 40-90 | 0:08:28        | 309029.5433           | 50.7             | 78.4             | 66.9            | 61.0            |
| 256   | 2/16/2010 | 11:11:36 | 57.5     | A    | 40-90 | 0:08:30        | 562341.3252           | 50.7             | 78.4             | 66.9            | 61.0            |
| 257   | 2/16/2010 | 11:11:38 | 60.3     | A    | 40-90 | 0:08:32        | 1071519.305           | 50.7             | 78.4             | 66.9            | 61.0            |
| 258   | 2/16/2010 | 11:11:40 | 62.9     | A    | 40-90 | 0:08:34        | 1949844.6             | 50.7             | 78.4             | 66.9            | 61.0            |
| 259   | 2/16/2010 | 11:11:42 | 61.6     | A    | 40-90 | 0:08:36        | 1445439.771           | 50.7             | 78.4             | 66.9            | 61.0            |
| 260   | 2/16/2010 | 11:11:44 | 60.8     | A    | 40-90 | 0:08:38        | 1202264.435           | 50.7             | 78.4             | 66.9            | 61.0            |
| 261   | 2/16/2010 | 11:11:46 | 63.6     | A    | 40-90 | 0:08:40        | 2290867.653           | 50.7             | 78.4             | 66.9            | 61.0            |
| 262   | 2/16/2010 | 11:11:48 | 60.6     | A    | 40-90 | 0:08:42        | 1148153.621           | 50.7             | 78.4             | 66.9            | 61.0            |
| 263   | 2/16/2010 | 11:11:50 | 62       | A    | 40-90 | 0:08:44        | 1584893.192           | 50.7             | 78.4             | 66.9            | 61.0            |
| 264   | 2/16/2010 | 11:11:52 | 61.2     | A    | 40-90 | 0:08:46        | 1318256.739           | 50.7             | 78.4             | 66.9            | 61.0            |
| 265   | 2/16/2010 | 11:11:54 | 60.5     | A    | 40-90 | 0:08:48        | 1122018.454           | 50.7             | 78.4             | 66.9            | 61.0            |
| 266   | 2/16/2010 | 11:11:56 | 61.9     | A    | 40-90 | 0:08:50        | 1548816.619           | 50.7             | 78.4             | 66.9            | 61.0            |
| 267   | 2/16/2010 | 11:11:58 | 61.3     | A    | 40-90 | 0:08:52        | 1348962.883           | 50.7             | 78.4             | 66.9            | 61.0            |
| 268   | 2/16/2010 | 11:12:00 | 61.7     | A    | 40-90 | 0:08:54        | 1479108.388           | 50.7             | 78.4             | 66.9            | 61.0            |
| 269   | 2/16/2010 | 11:12:02 | 61.5     | A    | 40-90 | 0:08:56        | 1412537.545           | 50.7             | 78.4             | 66.9            | 61.0            |
| 270   | 2/16/2010 | 11:12:04 | 61.1     | A    | 40-90 | 0:08:58        | 1288249.552           | 50.7             | 78.4             | 66.9            | 61.0            |
| 271   | 2/16/2010 | 11:12:06 | 61.2     | A    | 40-90 | 0:09:00        | 1318256.739           | 50.7             | 78.4             | 66.9            | 61.0            |
| 272   | 2/16/2010 | 11:12:08 | 62.7     | A    | 40-90 | 0:09:02        | 1862087.137           | 50.7             | 78.4             | 66.9            | 61.0            |
| 273   | 2/16/2010 | 11:12:10 | 63       | A    | 40-90 | 0:09:04        | 1995262.315           | 50.7             | 78.4             | 66.9            | 61.0            |
| 274   | 2/16/2010 | 11:12:12 | 64.6     | A    | 40-90 | 0:09:06        | 2884031.503           | 50.7             | 78.4             | 66.9            | 61.0            |
| 275   | 2/16/2010 | 11:12:14 | 62.4     | A    | 40-90 | 0:09:08        | 1737800.829           | 50.7             | 78.4             | 66.9            | 61.0            |
| 276   | 2/16/2010 | 11:12:16 | 59       | A    | 40-90 | 0:09:10        | 794328.2347           | 50.7             | 78.4             | 66.9            | 61.0            |
| 277   | 2/16/2010 | 11:12:18 | 63.5     | A    | 40-90 | 0:09:12        | 2238721.139           | 50.7             | 78.4             | 66.9            | 61.0            |
| 278   | 2/16/2010 | 11:12:20 | 64.3     | A    | 40-90 | 0:09:14        | 2691534.804           | 50.7             | 78.4             | 66.9            | 61.0            |
| 279   | 2/16/2010 | 11:12:22 | 64.3     | A    | 40-90 | 0:09:16        | 2691534.804           | 50.7             | 78.4             | 66.9            | 61.0            |

## Receiver 6- Day

| Point | Date      | Time     | Pressure | Unit | Scale | Acumulate Time | 10 <sup>^(1*A)</sup> | L <sub>min</sub> | L <sub>max</sub> | L <sub>10</sub> | L <sub>eq</sub> |
|-------|-----------|----------|----------|------|-------|----------------|----------------------|------------------|------------------|-----------------|-----------------|
| 280   | 2/16/2010 | 11:12:24 | 62       | A    | 40-90 | 0:09:18        | 1584893.192          | 50.7             | 78.4             | 66.9            | 61.0            |
| 281   | 2/16/2010 | 11:12:26 | 61.2     | A    | 40-90 | 0:09:20        | 1318256.739          | 50.7             | 78.4             | 66.9            | 61.0            |
| 282   | 2/16/2010 | 11:12:28 | 60.3     | A    | 40-90 | 0:09:22        | 1071519.305          | 50.7             | 78.4             | 66.9            | 61.0            |
| 283   | 2/16/2010 | 11:12:30 | 59.6     | A    | 40-90 | 0:09:24        | 912010.8394          | 50.7             | 78.4             | 66.9            | 61.0            |
| 284   | 2/16/2010 | 11:12:32 | 60.5     | A    | 40-90 | 0:09:26        | 1122018.454          | 50.7             | 78.4             | 66.9            | 61.0            |
| 285   | 2/16/2010 | 11:12:34 | 60.2     | A    | 40-90 | 0:09:28        | 1047128.548          | 50.7             | 78.4             | 66.9            | 61.0            |
| 286   | 2/16/2010 | 11:12:36 | 59.1     | A    | 40-90 | 0:09:30        | 812830.5162          | 50.7             | 78.4             | 66.9            | 61.0            |
| 287   | 2/16/2010 | 11:12:38 | 59.9     | A    | 40-90 | 0:09:32        | 977237.221           | 50.7             | 78.4             | 66.9            | 61.0            |
| 288   | 2/16/2010 | 11:12:40 | 58.7     | A    | 40-90 | 0:09:34        | 741310.2413          | 50.7             | 78.4             | 66.9            | 61.0            |
| 289   | 2/16/2010 | 11:12:42 | 57.7     | A    | 40-90 | 0:09:36        | 588843.6554          | 50.7             | 78.4             | 66.9            | 61.0            |
| 290   | 2/16/2010 | 11:12:44 | 58       | A    | 40-90 | 0:09:38        | 630957.3445          | 50.7             | 78.4             | 66.9            | 61.0            |
| 291   | 2/16/2010 | 11:12:46 | 56.3     | A    | 40-90 | 0:09:40        | 426579.5188          | 50.7             | 78.4             | 66.9            | 61.0            |
| 292   | 2/16/2010 | 11:12:48 | 56.2     | A    | 40-90 | 0:09:42        | 416869.3835          | 50.7             | 78.4             | 66.9            | 61.0            |
| 293   | 2/16/2010 | 11:12:50 | 62.1     | A    | 40-90 | 0:09:44        | 1621810.097          | 50.7             | 78.4             | 66.9            | 61.0            |
| 294   | 2/16/2010 | 11:12:52 | 62.4     | A    | 40-90 | 0:09:46        | 1737800.829          | 50.7             | 78.4             | 66.9            | 61.0            |
| 295   | 2/16/2010 | 11:12:54 | 61.6     | A    | 40-90 | 0:09:48        | 1445439.771          | 50.7             | 78.4             | 66.9            | 61.0            |
| 296   | 2/16/2010 | 11:12:56 | 61       | A    | 40-90 | 0:09:50        | 1258925.412          | 50.7             | 78.4             | 66.9            | 61.0            |
| 297   | 2/16/2010 | 11:12:58 | 59.1     | A    | 40-90 | 0:09:52        | 812830.5162          | 50.7             | 78.4             | 66.9            | 61.0            |
| 298   | 2/16/2010 | 11:13:00 | 57.5     | A    | 40-90 | 0:09:54        | 562341.3252          | 50.7             | 78.4             | 66.9            | 61.0            |
| 299   | 2/16/2010 | 11:13:02 | 60.5     | A    | 40-90 | 0:09:56        | 1122018.454          | 50.7             | 78.4             | 66.9            | 61.0            |
| 300   | 2/16/2010 | 11:13:04 | 61.6     | A    | 40-90 | 0:09:58        | 1445439.771          | 50.7             | 78.4             | 66.9            | 61.0            |
| 301   | 2/16/2010 | 11:13:06 | 60.1     | A    | 40-90 | 0:10:00        | 1023292.992          | 50.7             | 78.4             | 66.9            | 61.0            |
| 302   | 2/16/2010 | 11:13:08 | 56.8     | A    | 40-90 | 0:10:02        | 478630.0923          | 50.7             | 78.4             | 66.9            | 61.0            |
| 303   | 2/16/2010 | 11:13:10 | 59.2     | A    | 40-90 | 0:10:04        | 831763.7711          | 50.7             | 78.4             | 66.9            | 61.0            |
| 304   | 2/16/2010 | 11:13:12 | 57.5     | A    | 40-90 | 0:10:06        | 562341.3252          | 50.7             | 78.4             | 66.9            | 61.0            |
| 305   | 2/16/2010 | 11:13:14 | 58.2     | A    | 40-90 | 0:10:08        | 660693.448           | 50.7             | 78.4             | 66.9            | 61.0            |
| 306   | 2/16/2010 | 11:13:16 | 58       | A    | 40-90 | 0:10:10        | 630957.3445          | 50.7             | 78.4             | 66.9            | 61.0            |
| 307   | 2/16/2010 | 11:13:18 | 55.1     | A    | 40-90 | 0:10:12        | 323593.6569          | 50.7             | 78.4             | 66.9            | 61.0            |
| 308   | 2/16/2010 | 11:13:20 | 55.1     | A    | 40-90 | 0:10:14        | 323593.6569          | 50.7             | 78.4             | 66.9            | 61.0            |
| 309   | 2/16/2010 | 11:13:22 | 57.3     | A    | 40-90 | 0:10:16        | 537031.7964          | 50.7             | 78.4             | 66.9            | 61.0            |
| 310   | 2/16/2010 | 11:13:24 | 57.8     | A    | 40-90 | 0:10:18        | 602559.5861          | 50.7             | 78.4             | 66.9            | 61.0            |



## Receiver 6- Day

| Point | Date      | Time     | Pressure | Unit | Scale | Acumulate Time | 10 <sup>^(1*A)</sup> | L <sub>min</sub> | L <sub>max</sub> | L <sub>10</sub> | L <sub>eq</sub> |
|-------|-----------|----------|----------|------|-------|----------------|----------------------|------------------|------------------|-----------------|-----------------|
| 311   | 2/16/2010 | 11:13:26 | 60.1     | A    | 40-90 | 0:10:20        | 1023292.992          | 50.7             | 78.4             | 66.9            | 61.0            |
| 312   | 2/16/2010 | 11:13:28 | 58.3     | A    | 40-90 | 0:10:22        | 676082.9754          | 50.7             | 78.4             | 66.9            | 61.0            |
| 313   | 2/16/2010 | 11:13:30 | 57       | A    | 40-90 | 0:10:24        | 501187.2336          | 50.7             | 78.4             | 66.9            | 61.0            |
| 314   | 2/16/2010 | 11:13:32 | 57.2     | A    | 40-90 | 0:10:26        | 524807.4602          | 50.7             | 78.4             | 66.9            | 61.0            |
| 315   | 2/16/2010 | 11:13:34 | 56.8     | A    | 40-90 | 0:10:28        | 478630.0923          | 50.7             | 78.4             | 66.9            | 61.0            |
| 316   | 2/16/2010 | 11:13:36 | 56.4     | A    | 40-90 | 0:10:30        | 436515.8322          | 50.7             | 78.4             | 66.9            | 61.0            |
| 317   | 2/16/2010 | 11:13:38 | 57.8     | A    | 40-90 | 0:10:32        | 602559.5861          | 50.7             | 78.4             | 66.9            | 61.0            |
| 318   | 2/16/2010 | 11:13:40 | 57.7     | A    | 40-90 | 0:10:34        | 588843.6554          | 50.7             | 78.4             | 66.9            | 61.0            |
| 319   | 2/16/2010 | 11:13:42 | 59.9     | A    | 40-90 | 0:10:36        | 977237.221           | 50.7             | 78.4             | 66.9            | 61.0            |
| 320   | 2/16/2010 | 11:13:44 | 62.9     | A    | 40-90 | 0:10:38        | 1949844.6            | 50.7             | 78.4             | 66.9            | 61.0            |
| 321   | 2/16/2010 | 11:13:46 | 59.3     | A    | 40-90 | 0:10:40        | 851138.0382          | 50.7             | 78.4             | 66.9            | 61.0            |
| 322   | 2/16/2010 | 11:13:48 | 59.5     | A    | 40-90 | 0:10:42        | 891250.9381          | 50.7             | 78.4             | 66.9            | 61.0            |
| 323   | 2/16/2010 | 11:13:50 | 58.9     | A    | 40-90 | 0:10:44        | 776247.1166          | 50.7             | 78.4             | 66.9            | 61.0            |
| 324   | 2/16/2010 | 11:13:52 | 59.5     | A    | 40-90 | 0:10:46        | 891250.9381          | 50.7             | 78.4             | 66.9            | 61.0            |
| 325   | 2/16/2010 | 11:13:54 | 57.7     | A    | 40-90 | 0:10:48        | 588843.6554          | 50.7             | 78.4             | 66.9            | 61.0            |
| 326   | 2/16/2010 | 11:13:56 | 55.6     | A    | 40-90 | 0:10:50        | 363078.0548          | 50.7             | 78.4             | 66.9            | 61.0            |
| 327   | 2/16/2010 | 11:13:58 | 54.8     | A    | 40-90 | 0:10:52        | 301995.172           | 50.7             | 78.4             | 66.9            | 61.0            |
| 328   | 2/16/2010 | 11:14:00 | 58.5     | A    | 40-90 | 0:10:54        | 707945.7844          | 50.7             | 78.4             | 66.9            | 61.0            |
| 329   | 2/16/2010 | 11:14:02 | 56.3     | A    | 40-90 | 0:10:56        | 426579.5188          | 50.7             | 78.4             | 66.9            | 61.0            |
| 330   | 2/16/2010 | 11:14:04 | 58.8     | A    | 40-90 | 0:10:58        | 758577.575           | 50.7             | 78.4             | 66.9            | 61.0            |
| 331   | 2/16/2010 | 11:14:06 | 55.2     | A    | 40-90 | 0:11:00        | 331131.1215          | 50.7             | 78.4             | 66.9            | 61.0            |
| 332   | 2/16/2010 | 11:14:08 | 55.9     | A    | 40-90 | 0:11:02        | 389045.145           | 50.7             | 78.4             | 66.9            | 61.0            |
| 333   | 2/16/2010 | 11:14:10 | 54.4     | A    | 40-90 | 0:11:04        | 275422.8703          | 50.7             | 78.4             | 66.9            | 61.0            |
| 334   | 2/16/2010 | 11:14:12 | 55.3     | A    | 40-90 | 0:11:06        | 338844.1561          | 50.7             | 78.4             | 66.9            | 61.0            |
| 335   | 2/16/2010 | 11:14:14 | 61.2     | A    | 40-90 | 0:11:08        | 1318256.739          | 50.7             | 78.4             | 66.9            | 61.0            |
| 336   | 2/16/2010 | 11:14:16 | 57.2     | A    | 40-90 | 0:11:10        | 524807.4602          | 50.7             | 78.4             | 66.9            | 61.0            |
| 337   | 2/16/2010 | 11:14:18 | 57.5     | A    | 40-90 | 0:11:12        | 562341.3252          | 50.7             | 78.4             | 66.9            | 61.0            |
| 338   | 2/16/2010 | 11:14:20 | 62.1     | A    | 40-90 | 0:11:14        | 1621810.097          | 50.7             | 78.4             | 66.9            | 61.0            |
| 339   | 2/16/2010 | 11:14:22 | 64.7     | A    | 40-90 | 0:11:16        | 2951209.227          | 50.7             | 78.4             | 66.9            | 61.0            |
| 340   | 2/16/2010 | 11:14:24 | 62.5     | A    | 40-90 | 0:11:18        | 1778279.41           | 50.7             | 78.4             | 66.9            | 61.0            |
| 341   | 2/16/2010 | 11:14:26 | 65.1     | A    | 40-90 | 0:11:20        | 3235936.569          | 50.7             | 78.4             | 66.9            | 61.0            |

## Receiver 6- Day

| Point | Date      | Time     | Pressure | Unit | Scale | Acumulate Time | 10 <sup>^(1*A)</sup> | L <sub>min</sub> | L <sub>max</sub> | L <sub>10</sub> | L <sub>eq</sub> |
|-------|-----------|----------|----------|------|-------|----------------|----------------------|------------------|------------------|-----------------|-----------------|
| 342   | 2/16/2010 | 11:14:28 | 63.4     | A    | 40-90 | 0:11:22        | 2187761.624          | 50.7             | 78.4             | 66.9            | 61.0            |
| 343   | 2/16/2010 | 11:14:30 | 64.9     | A    | 40-90 | 0:11:24        | 3090295.433          | 50.7             | 78.4             | 66.9            | 61.0            |
| 344   | 2/16/2010 | 11:14:32 | 65.9     | A    | 40-90 | 0:11:26        | 3890451.45           | 50.7             | 78.4             | 66.9            | 61.0            |
| 345   | 2/16/2010 | 11:14:34 | 65.4     | A    | 40-90 | 0:11:28        | 3467368.505          | 50.7             | 78.4             | 66.9            | 61.0            |
| 346   | 2/16/2010 | 11:14:36 | 63.4     | A    | 40-90 | 0:11:30        | 2187761.624          | 50.7             | 78.4             | 66.9            | 61.0            |
| 347   | 2/16/2010 | 11:14:38 | 64.2     | A    | 40-90 | 0:11:32        | 2630267.992          | 50.7             | 78.4             | 66.9            | 61.0            |
| 348   | 2/16/2010 | 11:14:40 | 61.4     | A    | 40-90 | 0:11:34        | 1380384.265          | 50.7             | 78.4             | 66.9            | 61.0            |
| 349   | 2/16/2010 | 11:14:42 | 62.6     | A    | 40-90 | 0:11:36        | 1819700.859          | 50.7             | 78.4             | 66.9            | 61.0            |
| 350   | 2/16/2010 | 11:14:44 | 62.3     | A    | 40-90 | 0:11:38        | 1698243.652          | 50.7             | 78.4             | 66.9            | 61.0            |
| 351   | 2/16/2010 | 11:14:46 | 66.3     | A    | 40-90 | 0:11:40        | 4265795.188          | 50.7             | 78.4             | 66.9            | 61.0            |
| 352   | 2/16/2010 | 11:14:48 | 64.5     | A    | 40-90 | 0:11:42        | 2818382.931          | 50.7             | 78.4             | 66.9            | 61.0            |
| 353   | 2/16/2010 | 11:14:50 | 61.4     | A    | 40-90 | 0:11:44        | 1380384.265          | 50.7             | 78.4             | 66.9            | 61.0            |
| 354   | 2/16/2010 | 11:14:52 | 63.8     | A    | 40-90 | 0:11:46        | 2398832.919          | 50.7             | 78.4             | 66.9            | 61.0            |
| 355   | 2/16/2010 | 11:14:54 | 68.1     | A    | 40-90 | 0:11:48        | 6456542.29           | 50.7             | 78.4             | 66.9            | 61.0            |
| 356   | 2/16/2010 | 11:14:56 | 70.2     | A    | 40-90 | 0:11:50        | 10471285.48          | 50.7             | 78.4             | 66.9            | 61.0            |
| 357   | 2/16/2010 | 11:14:58 | 72.8     | A    | 40-90 | 0:11:52        | 19054607.18          | 50.7             | 78.4             | 66.9            | 61.0            |
| 358   | 2/16/2010 | 11:15:00 | 69.1     | A    | 40-90 | 0:11:54        | 8128305.162          | 50.7             | 78.4             | 66.9            | 61.0            |
| 359   | 2/16/2010 | 11:15:02 | 66.3     | A    | 40-90 | 0:11:56        | 4265795.188          | 50.7             | 78.4             | 66.9            | 61.0            |
| 360   | 2/16/2010 | 11:15:04 | 64.9     | A    | 40-90 | 0:11:58        | 3090295.433          | 50.7             | 78.4             | 66.9            | 61.0            |
| 361   | 2/16/2010 | 11:15:06 | 62       | A    | 40-90 | 0:12:00        | 1584893.192          | 50.7             | 78.4             | 66.9            | 61.0            |
| 362   | 2/16/2010 | 11:15:08 | 60.7     | A    | 40-90 | 0:12:02        | 1174897.555          | 50.7             | 78.4             | 66.9            | 61.0            |
| 363   | 2/16/2010 | 11:15:10 | 59.7     | A    | 40-90 | 0:12:04        | 933254.3008          | 50.7             | 78.4             | 66.9            | 61.0            |
| 364   | 2/16/2010 | 11:15:12 | 58.2     | A    | 40-90 | 0:12:06        | 660693.448           | 50.7             | 78.4             | 66.9            | 61.0            |
| 365   | 2/16/2010 | 11:15:14 | 57.1     | A    | 40-90 | 0:12:08        | 512861.384           | 50.7             | 78.4             | 66.9            | 61.0            |
| 366   | 2/16/2010 | 11:15:16 | 61.8     | A    | 40-90 | 0:12:10        | 1513561.248          | 50.7             | 78.4             | 66.9            | 61.0            |
| 367   | 2/16/2010 | 11:15:18 | 61       | A    | 40-90 | 0:12:12        | 1258925.412          | 50.7             | 78.4             | 66.9            | 61.0            |
| 368   | 2/16/2010 | 11:15:20 | 62.4     | A    | 40-90 | 0:12:14        | 1737800.829          | 50.7             | 78.4             | 66.9            | 61.0            |
| 369   | 2/16/2010 | 11:15:22 | 60.7     | A    | 40-90 | 0:12:16        | 1174897.555          | 50.7             | 78.4             | 66.9            | 61.0            |
| 370   | 2/16/2010 | 11:15:24 | 60.2     | A    | 40-90 | 0:12:18        | 1047128.548          | 50.7             | 78.4             | 66.9            | 61.0            |
| 371   | 2/16/2010 | 11:15:26 | 67.5     | A    | 40-90 | 0:12:20        | 5623413.252          | 50.7             | 78.4             | 66.9            | 61.0            |
| 372   | 2/16/2010 | 11:15:28 | 60.4     | A    | 40-90 | 0:12:22        | 1096478.196          | 50.7             | 78.4             | 66.9            | 61.0            |

## Receiver 6- Day

| Point | Date      | Time     | Pressure | Unit | Scale | Acumulate Time | 10 <sup>^(1*A)</sup> | L <sub>min</sub> | L <sub>max</sub> | L <sub>10</sub> | L <sub>eq</sub> |
|-------|-----------|----------|----------|------|-------|----------------|----------------------|------------------|------------------|-----------------|-----------------|
| 373   | 2/16/2010 | 11:15:30 | 60.4     | A    | 40-90 | 0:12:24        | 1096478.196          | 50.7             | 78.4             | 66.9            | 61.0            |
| 374   | 2/16/2010 | 11:15:32 | 60.5     | A    | 40-90 | 0:12:26        | 1122018.454          | 50.7             | 78.4             | 66.9            | 61.0            |
| 375   | 2/16/2010 | 11:15:34 | 60.9     | A    | 40-90 | 0:12:28        | 1230268.771          | 50.7             | 78.4             | 66.9            | 61.0            |
| 376   | 2/16/2010 | 11:15:36 | 60.2     | A    | 40-90 | 0:12:30        | 1047128.548          | 50.7             | 78.4             | 66.9            | 61.0            |
| 377   | 2/16/2010 | 11:15:38 | 69.5     | A    | 40-90 | 0:12:32        | 8912509.381          | 50.7             | 78.4             | 66.9            | 61.0            |
| 378   | 2/16/2010 | 11:15:40 | 60.7     | A    | 40-90 | 0:12:34        | 1174897.555          | 50.7             | 78.4             | 66.9            | 61.0            |
| 379   | 2/16/2010 | 11:15:42 | 68.1     | A    | 40-90 | 0:12:36        | 6456542.29           | 50.7             | 78.4             | 66.9            | 61.0            |
| 380   | 2/16/2010 | 11:15:44 | 71       | A    | 40-90 | 0:12:38        | 12589254.12          | 50.7             | 78.4             | 66.9            | 61.0            |
| 381   | 2/16/2010 | 11:15:46 | 76.4     | A    | 40-90 | 0:12:40        | 43651583.22          | 50.7             | 78.4             | 66.9            | 61.0            |
| 382   | 2/16/2010 | 11:15:48 | 78.4     | A    | 40-90 | 0:12:42        | 69183097.09          | 50.7             | 78.4             | 66.9            | 61.0            |
| 383   | 2/16/2010 | 11:15:50 | 72.9     | A    | 40-90 | 0:12:44        | 19498446             | 50.7             | 78.4             | 66.9            | 61.0            |
| 384   | 2/16/2010 | 11:15:52 | 61.8     | A    | 40-90 | 0:12:46        | 1513561.248          | 50.7             | 78.4             | 66.9            | 61.0            |
| 385   | 2/16/2010 | 11:15:54 | 62.4     | A    | 40-90 | 0:12:48        | 1737800.829          | 50.7             | 78.4             | 66.9            | 61.0            |
| 386   | 2/16/2010 | 11:15:56 | 69.7     | A    | 40-90 | 0:12:50        | 9332543.008          | 50.7             | 78.4             | 66.9            | 61.0            |
| 387   | 2/16/2010 | 11:15:58 | 61.6     | A    | 40-90 | 0:12:52        | 1445439.771          | 50.7             | 78.4             | 66.9            | 61.0            |
| 388   | 2/16/2010 | 11:16:00 | 60.8     | A    | 40-90 | 0:12:54        | 1202264.435          | 50.7             | 78.4             | 66.9            | 61.0            |
| 389   | 2/16/2010 | 11:16:02 | 62.3     | A    | 40-90 | 0:12:56        | 1698243.652          | 50.7             | 78.4             | 66.9            | 61.0            |
| 390   | 2/16/2010 | 11:16:04 | 61.5     | A    | 40-90 | 0:12:58        | 1412537.545          | 50.7             | 78.4             | 66.9            | 61.0            |
| 391   | 2/16/2010 | 11:16:06 | 70.2     | A    | 40-90 | 0:13:00        | 10471285.48          | 50.7             | 78.4             | 66.9            | 61.0            |
| 392   | 2/16/2010 | 11:16:08 | 57.8     | A    | 40-90 | 0:13:02        | 602559.5861          | 50.7             | 78.4             | 66.9            | 61.0            |
| 393   | 2/16/2010 | 11:16:10 | 56.3     | A    | 40-90 | 0:13:04        | 426579.5188          | 50.7             | 78.4             | 66.9            | 61.0            |
| 394   | 2/16/2010 | 11:16:12 | 66       | A    | 40-90 | 0:13:06        | 3981071.706          | 50.7             | 78.4             | 66.9            | 61.0            |
| 395   | 2/16/2010 | 11:16:14 | 61.1     | A    | 40-90 | 0:13:08        | 1288249.552          | 50.7             | 78.4             | 66.9            | 61.0            |
| 396   | 2/16/2010 | 11:16:16 | 73       | A    | 40-90 | 0:13:10        | 19952623.15          | 50.7             | 78.4             | 66.9            | 61.0            |
| 397   | 2/16/2010 | 11:16:18 | 69.1     | A    | 40-90 | 0:13:12        | 8128305.162          | 50.7             | 78.4             | 66.9            | 61.0            |
| 398   | 2/16/2010 | 11:16:20 | 64.3     | A    | 40-90 | 0:13:14        | 2691534.804          | 50.7             | 78.4             | 66.9            | 61.0            |
| 399   | 2/16/2010 | 11:16:22 | 62.2     | A    | 40-90 | 0:13:16        | 1659586.907          | 50.7             | 78.4             | 66.9            | 61.0            |
| 400   | 2/16/2010 | 11:16:24 | 64.5     | A    | 40-90 | 0:13:18        | 2818382.931          | 50.7             | 78.4             | 66.9            | 61.0            |
| 401   | 2/16/2010 | 11:16:26 | 57.7     | A    | 40-90 | 0:13:20        | 588843.6554          | 50.7             | 78.4             | 66.9            | 61.0            |
| 402   | 2/16/2010 | 11:16:28 | 67.2     | A    | 40-90 | 0:13:22        | 5248074.602          | 50.7             | 78.4             | 66.9            | 61.0            |
| 403   | 2/16/2010 | 11:16:30 | 64.8     | A    | 40-90 | 0:13:24        | 3019951.72           | 50.7             | 78.4             | 66.9            | 61.0            |

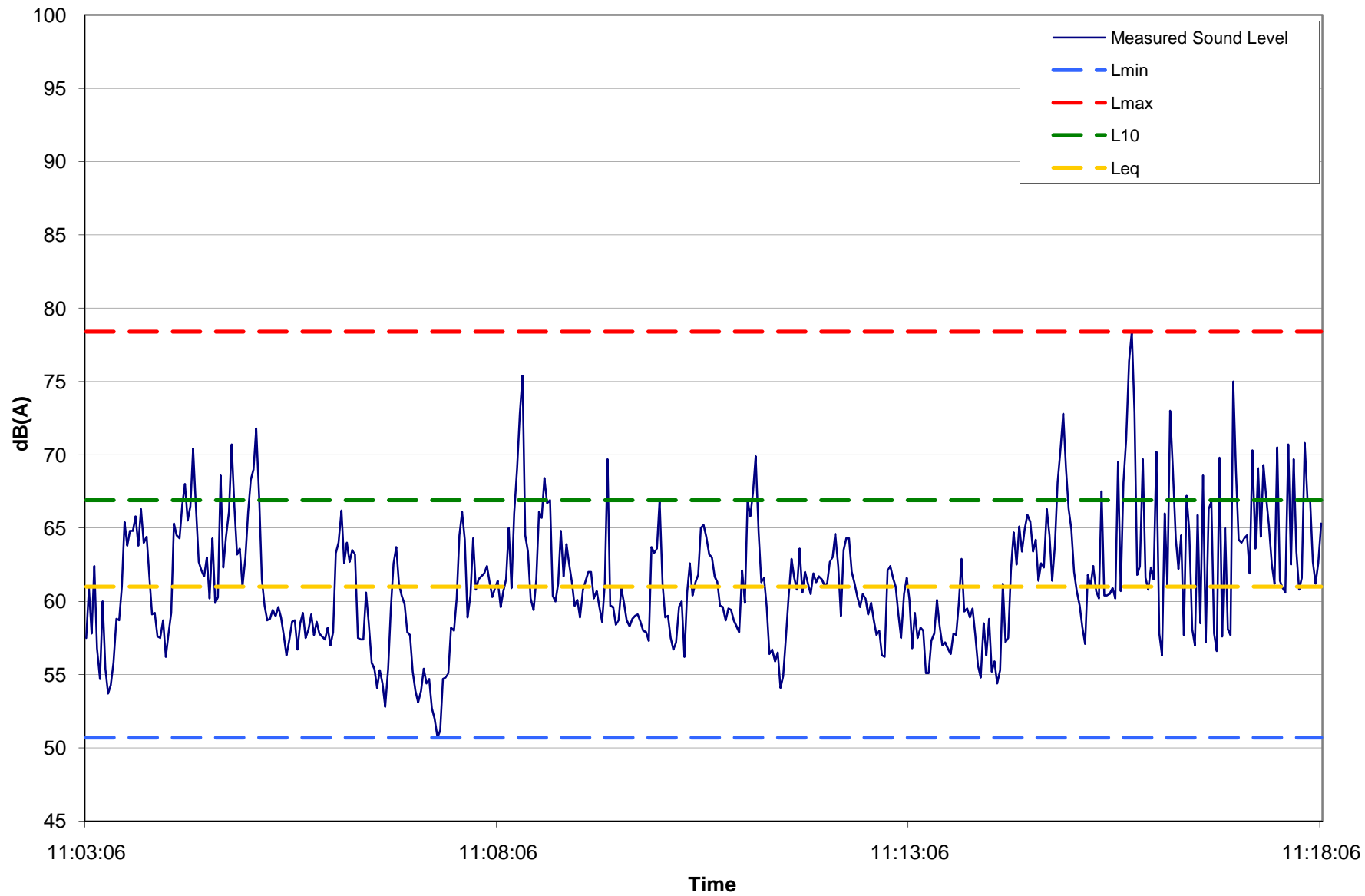
## Receiver 6- Day

| Point | Date      | Time     | Pressure | Unit | Scale | Acumulate Time | 10 <sup>^(1*A)</sup> | L <sub>min</sub> | L <sub>max</sub> | L <sub>10</sub> | L <sub>eq</sub> |
|-------|-----------|----------|----------|------|-------|----------------|----------------------|------------------|------------------|-----------------|-----------------|
| 404   | 2/16/2010 | 11:16:32 | 58.1     | A    | 40-90 | 0:13:26        | 645654.229           | 50.7             | 78.4             | 66.9            | 61.0            |
| 405   | 2/16/2010 | 11:16:34 | 57       | A    | 40-90 | 0:13:28        | 501187.2336          | 50.7             | 78.4             | 66.9            | 61.0            |
| 406   | 2/16/2010 | 11:16:36 | 65.9     | A    | 40-90 | 0:13:30        | 3890451.45           | 50.7             | 78.4             | 66.9            | 61.0            |
| 407   | 2/16/2010 | 11:16:38 | 58.5     | A    | 40-90 | 0:13:32        | 707945.7844          | 50.7             | 78.4             | 66.9            | 61.0            |
| 408   | 2/16/2010 | 11:16:40 | 68.6     | A    | 40-90 | 0:13:34        | 7244359.601          | 50.7             | 78.4             | 66.9            | 61.0            |
| 409   | 2/16/2010 | 11:16:42 | 57.2     | A    | 40-90 | 0:13:36        | 524807.4602          | 50.7             | 78.4             | 66.9            | 61.0            |
| 410   | 2/16/2010 | 11:16:44 | 66.3     | A    | 40-90 | 0:13:38        | 4265795.188          | 50.7             | 78.4             | 66.9            | 61.0            |
| 411   | 2/16/2010 | 11:16:46 | 66.8     | A    | 40-90 | 0:13:40        | 4786300.923          | 50.7             | 78.4             | 66.9            | 61.0            |
| 412   | 2/16/2010 | 11:16:48 | 57.8     | A    | 40-90 | 0:13:42        | 602559.5861          | 50.7             | 78.4             | 66.9            | 61.0            |
| 413   | 2/16/2010 | 11:16:50 | 56.6     | A    | 40-90 | 0:13:44        | 457088.1896          | 50.7             | 78.4             | 66.9            | 61.0            |
| 414   | 2/16/2010 | 11:16:52 | 69.8     | A    | 40-90 | 0:13:46        | 9549925.86           | 50.7             | 78.4             | 66.9            | 61.0            |
| 415   | 2/16/2010 | 11:16:54 | 57.6     | A    | 40-90 | 0:13:48        | 575439.9373          | 50.7             | 78.4             | 66.9            | 61.0            |
| 416   | 2/16/2010 | 11:16:56 | 65       | A    | 40-90 | 0:13:50        | 3162277.66           | 50.7             | 78.4             | 66.9            | 61.0            |
| 417   | 2/16/2010 | 11:16:58 | 58.1     | A    | 40-90 | 0:13:52        | 645654.229           | 50.7             | 78.4             | 66.9            | 61.0            |
| 418   | 2/16/2010 | 11:17:00 | 57.7     | A    | 40-90 | 0:13:54        | 588843.6554          | 50.7             | 78.4             | 66.9            | 61.0            |
| 419   | 2/16/2010 | 11:17:02 | 75       | A    | 40-90 | 0:13:56        | 31622776.6           | 50.7             | 78.4             | 66.9            | 61.0            |
| 420   | 2/16/2010 | 11:17:04 | 68.9     | A    | 40-90 | 0:13:58        | 7762471.166          | 50.7             | 78.4             | 66.9            | 61.0            |
| 421   | 2/16/2010 | 11:17:06 | 64.2     | A    | 40-90 | 0:14:00        | 2630267.992          | 50.7             | 78.4             | 66.9            | 61.0            |
| 422   | 2/16/2010 | 11:17:08 | 64       | A    | 40-90 | 0:14:02        | 2511886.432          | 50.7             | 78.4             | 66.9            | 61.0            |
| 423   | 2/16/2010 | 11:17:10 | 64.3     | A    | 40-90 | 0:14:04        | 2691534.804          | 50.7             | 78.4             | 66.9            | 61.0            |
| 424   | 2/16/2010 | 11:17:12 | 64.5     | A    | 40-90 | 0:14:06        | 2818382.931          | 50.7             | 78.4             | 66.9            | 61.0            |
| 425   | 2/16/2010 | 11:17:14 | 61.9     | A    | 40-90 | 0:14:08        | 1548816.619          | 50.7             | 78.4             | 66.9            | 61.0            |
| 426   | 2/16/2010 | 11:17:16 | 70.3     | A    | 40-90 | 0:14:10        | 10715193.05          | 50.7             | 78.4             | 66.9            | 61.0            |
| 427   | 2/16/2010 | 11:17:18 | 63.6     | A    | 40-90 | 0:14:12        | 2290867.653          | 50.7             | 78.4             | 66.9            | 61.0            |
| 428   | 2/16/2010 | 11:17:20 | 69.1     | A    | 40-90 | 0:14:14        | 8128305.162          | 50.7             | 78.4             | 66.9            | 61.0            |
| 429   | 2/16/2010 | 11:17:22 | 64.4     | A    | 40-90 | 0:14:16        | 2754228.703          | 50.7             | 78.4             | 66.9            | 61.0            |
| 430   | 2/16/2010 | 11:17:24 | 69.3     | A    | 40-90 | 0:14:18        | 8511380.382          | 50.7             | 78.4             | 66.9            | 61.0            |
| 431   | 2/16/2010 | 11:17:26 | 67.1     | A    | 40-90 | 0:14:20        | 5128613.84           | 50.7             | 78.4             | 66.9            | 61.0            |
| 432   | 2/16/2010 | 11:17:28 | 65.2     | A    | 40-90 | 0:14:22        | 3311311.215          | 50.7             | 78.4             | 66.9            | 61.0            |
| 433   | 2/16/2010 | 11:17:30 | 62.5     | A    | 40-90 | 0:14:24        | 1778279.41           | 50.7             | 78.4             | 66.9            | 61.0            |
| 434   | 2/16/2010 | 11:17:32 | 61.2     | A    | 40-90 | 0:14:26        | 1318256.739          | 50.7             | 78.4             | 66.9            | 61.0            |

Receiver 6- Day

| Point      | Date      | Time     | Pressure | Unit | Scale | Acumulate Time | 10^(.1*A)   | L <sub>min</sub> | L <sub>max</sub> | L <sub>10</sub> | L <sub>eq</sub> |
|------------|-----------|----------|----------|------|-------|----------------|-------------|------------------|------------------|-----------------|-----------------|
| 435        | 2/16/2010 | 11:17:34 | 70.5     | A    | 40-90 | 0:14:28        | 11220184.54 | 50.7             | 78.4             | 66.9            | 61.0            |
| 436        | 2/16/2010 | 11:17:36 | 61.4     | A    | 40-90 | 0:14:30        | 1380384.265 | 50.7             | 78.4             | 66.9            | 61.0            |
| 437        | 2/16/2010 | 11:17:38 | 60.9     | A    | 40-90 | 0:14:32        | 1230268.771 | 50.7             | 78.4             | 66.9            | 61.0            |
| 438        | 2/16/2010 | 11:17:40 | 60.6     | A    | 40-90 | 0:14:34        | 1148153.621 | 50.7             | 78.4             | 66.9            | 61.0            |
| 439        | 2/16/2010 | 11:17:42 | 70.7     | A    | 40-90 | 0:14:36        | 11748975.55 | 50.7             | 78.4             | 66.9            | 61.0            |
| 440        | 2/16/2010 | 11:17:44 | 62.5     | A    | 40-90 | 0:14:38        | 1778279.41  | 50.7             | 78.4             | 66.9            | 61.0            |
| 441        | 2/16/2010 | 11:17:46 | 69.7     | A    | 40-90 | 0:14:40        | 9332543.008 | 50.7             | 78.4             | 66.9            | 61.0            |
| 442        | 2/16/2010 | 11:17:48 | 63.4     | A    | 40-90 | 0:14:42        | 2187761.624 | 50.7             | 78.4             | 66.9            | 61.0            |
| 443        | 2/16/2010 | 11:17:50 | 60.8     | A    | 40-90 | 0:14:44        | 1202264.435 | 50.7             | 78.4             | 66.9            | 61.0            |
| 444        | 2/16/2010 | 11:17:52 | 61.6     | A    | 40-90 | 0:14:46        | 1445439.771 | 50.7             | 78.4             | 66.9            | 61.0            |
| 445        | 2/16/2010 | 11:17:54 | 70.8     | A    | 40-90 | 0:14:48        | 12022644.35 | 50.7             | 78.4             | 66.9            | 61.0            |
| 446        | 2/16/2010 | 11:17:56 | 67       | A    | 40-90 | 0:14:50        | 5011872.336 | 50.7             | 78.4             | 66.9            | 61.0            |
| 447        | 2/16/2010 | 11:17:58 | 66.9     | A    | 40-90 | 0:14:52        | 4897788.194 | 50.7             | 78.4             | 66.9            | 61.0            |
| 448        | 2/16/2010 | 11:18:00 | 62.7     | A    | 40-90 | 0:14:54        | 1862087.137 | 50.7             | 78.4             | 66.9            | 61.0            |
| 449        | 2/16/2010 | 11:18:02 | 61.2     | A    | 40-90 | 0:14:56        | 1318256.739 | 50.7             | 78.4             | 66.9            | 61.0            |
| 450        | 2/16/2010 | 11:18:04 | 62.6     | A    | 40-90 | 0:14:58        | 1819700.859 | 50.7             | 78.4             | 66.9            | 61.0            |
| 451        | 2/16/2010 | 11:18:06 | 65.3     | A    | 40-91 | 0:15:00        | 3388441.561 | 50.7             | 78.4             | 66.9            | 61.0            |
| <b>SUM</b> |           |          |          |      |       |                | 1151957017  |                  |                  |                 |                 |

| Lmin | Lmax | L10  | Leq  |
|------|------|------|------|
| 50.7 | 78.4 | 66.9 | 61.0 |



## Receiver 7- Day

| Point | Date      | Time     | Pressure | Unit | Scale | Acumulate Time | 10^(1*A)    | L <sub>min</sub> | L <sub>max</sub> | L <sub>10</sub> | L <sub>eq</sub> |
|-------|-----------|----------|----------|------|-------|----------------|-------------|------------------|------------------|-----------------|-----------------|
| 1     | 2/16/2010 | 11:22:36 | 57.8     | A    | 40-90 | 0:00:00        | 602559.5861 | 48.2             | 71.4             | 62.1            | 56.6            |
| 2     | 2/16/2010 | 11:22:38 | 57.5     | A    | 40-90 | 0:00:02        | 562341.3252 | 48.2             | 71.4             | 62.1            | 56.6            |
| 3     | 2/16/2010 | 11:22:40 | 59.3     | A    | 40-90 | 0:00:04        | 851138.0382 | 48.2             | 71.4             | 62.1            | 56.6            |
| 4     | 2/16/2010 | 11:22:42 | 58.9     | A    | 40-90 | 0:00:06        | 776247.1166 | 48.2             | 71.4             | 62.1            | 56.6            |
| 5     | 2/16/2010 | 11:22:44 | 60.1     | A    | 40-90 | 0:00:08        | 1023292.992 | 48.2             | 71.4             | 62.1            | 56.6            |
| 6     | 2/16/2010 | 11:22:46 | 63.6     | A    | 40-90 | 0:00:10        | 2290867.653 | 48.2             | 71.4             | 62.1            | 56.6            |
| 7     | 2/16/2010 | 11:22:48 | 60.1     | A    | 40-90 | 0:00:12        | 1023292.992 | 48.2             | 71.4             | 62.1            | 56.6            |
| 8     | 2/16/2010 | 11:22:50 | 58       | A    | 40-90 | 0:00:14        | 630957.3445 | 48.2             | 71.4             | 62.1            | 56.6            |
| 9     | 2/16/2010 | 11:22:52 | 56.8     | A    | 40-90 | 0:00:16        | 478630.0923 | 48.2             | 71.4             | 62.1            | 56.6            |
| 10    | 2/16/2010 | 11:22:54 | 57.2     | A    | 40-90 | 0:00:18        | 524807.4602 | 48.2             | 71.4             | 62.1            | 56.6            |
| 11    | 2/16/2010 | 11:22:56 | 60.3     | A    | 40-90 | 0:00:20        | 1071519.305 | 48.2             | 71.4             | 62.1            | 56.6            |
| 12    | 2/16/2010 | 11:22:58 | 58.4     | A    | 40-90 | 0:00:22        | 691830.9709 | 48.2             | 71.4             | 62.1            | 56.6            |
| 13    | 2/16/2010 | 11:23:00 | 58.3     | A    | 40-90 | 0:00:24        | 676082.9754 | 48.2             | 71.4             | 62.1            | 56.6            |
| 14    | 2/16/2010 | 11:23:02 | 57.6     | A    | 40-90 | 0:00:26        | 575439.9373 | 48.2             | 71.4             | 62.1            | 56.6            |
| 15    | 2/16/2010 | 11:23:04 | 57.3     | A    | 40-90 | 0:00:28        | 537031.7964 | 48.2             | 71.4             | 62.1            | 56.6            |
| 16    | 2/16/2010 | 11:23:06 | 56.5     | A    | 40-90 | 0:00:30        | 446683.5922 | 48.2             | 71.4             | 62.1            | 56.6            |
| 17    | 2/16/2010 | 11:23:08 | 57.9     | A    | 40-90 | 0:00:32        | 616595.0019 | 48.2             | 71.4             | 62.1            | 56.6            |
| 18    | 2/16/2010 | 11:23:10 | 59.8     | A    | 40-90 | 0:00:34        | 954992.586  | 48.2             | 71.4             | 62.1            | 56.6            |
| 19    | 2/16/2010 | 11:23:12 | 57.2     | A    | 40-90 | 0:00:36        | 524807.4602 | 48.2             | 71.4             | 62.1            | 56.6            |
| 20    | 2/16/2010 | 11:23:14 | 56.9     | A    | 40-90 | 0:00:38        | 489778.8194 | 48.2             | 71.4             | 62.1            | 56.6            |
| 21    | 2/16/2010 | 11:23:16 | 56       | A    | 40-90 | 0:00:40        | 398107.1706 | 48.2             | 71.4             | 62.1            | 56.6            |
| 22    | 2/16/2010 | 11:23:18 | 54.7     | A    | 40-90 | 0:00:42        | 295120.9227 | 48.2             | 71.4             | 62.1            | 56.6            |
| 23    | 2/16/2010 | 11:23:20 | 53.5     | A    | 40-90 | 0:00:44        | 223872.1139 | 48.2             | 71.4             | 62.1            | 56.6            |
| 24    | 2/16/2010 | 11:23:22 | 55.6     | A    | 40-90 | 0:00:46        | 363078.0548 | 48.2             | 71.4             | 62.1            | 56.6            |
| 25    | 2/16/2010 | 11:23:24 | 55.8     | A    | 40-90 | 0:00:48        | 380189.3963 | 48.2             | 71.4             | 62.1            | 56.6            |
| 26    | 2/16/2010 | 11:23:26 | 55.3     | A    | 40-90 | 0:00:50        | 338844.1561 | 48.2             | 71.4             | 62.1            | 56.6            |
| 27    | 2/16/2010 | 11:23:28 | 53.1     | A    | 40-90 | 0:00:52        | 204173.7945 | 48.2             | 71.4             | 62.1            | 56.6            |
| 28    | 2/16/2010 | 11:23:30 | 53.8     | A    | 40-90 | 0:00:54        | 239883.2919 | 48.2             | 71.4             | 62.1            | 56.6            |
| 29    | 2/16/2010 | 11:23:32 | 54.4     | A    | 40-90 | 0:00:56        | 275422.8703 | 48.2             | 71.4             | 62.1            | 56.6            |
| 30    | 2/16/2010 | 11:23:34 | 55       | A    | 40-90 | 0:00:58        | 316227.766  | 48.2             | 71.4             | 62.1            | 56.6            |
| 31    | 2/16/2010 | 11:23:36 | 55.5     | A    | 40-90 | 0:01:00        | 354813.3892 | 48.2             | 71.4             | 62.1            | 56.6            |

## Receiver 7- Day

| Point | Date      | Time     | Pressure | Unit | Scale | Acumulate Time | 10^(1*A)    | L <sub>min</sub> | L <sub>max</sub> | L <sub>10</sub> | L <sub>eq</sub> |
|-------|-----------|----------|----------|------|-------|----------------|-------------|------------------|------------------|-----------------|-----------------|
| 32    | 2/16/2010 | 11:23:38 | 53.4     | A    | 40-90 | 0:01:02        | 218776.1624 | 48.2             | 71.4             | 62.1            | 56.6            |
| 33    | 2/16/2010 | 11:23:40 | 54.3     | A    | 40-90 | 0:01:04        | 269153.4804 | 48.2             | 71.4             | 62.1            | 56.6            |
| 34    | 2/16/2010 | 11:23:42 | 54.8     | A    | 40-90 | 0:01:06        | 301995.172  | 48.2             | 71.4             | 62.1            | 56.6            |
| 35    | 2/16/2010 | 11:23:44 | 54.8     | A    | 40-90 | 0:01:08        | 301995.172  | 48.2             | 71.4             | 62.1            | 56.6            |
| 36    | 2/16/2010 | 11:23:46 | 58       | A    | 40-90 | 0:01:10        | 630957.3445 | 48.2             | 71.4             | 62.1            | 56.6            |
| 37    | 2/16/2010 | 11:23:48 | 61.1     | A    | 40-90 | 0:01:12        | 1288249.552 | 48.2             | 71.4             | 62.1            | 56.6            |
| 38    | 2/16/2010 | 11:23:50 | 71.4     | A    | 40-90 | 0:01:14        | 13803842.65 | 48.2             | 71.4             | 62.1            | 56.6            |
| 39    | 2/16/2010 | 11:23:52 | 63.2     | A    | 40-90 | 0:01:16        | 2089296.131 | 48.2             | 71.4             | 62.1            | 56.6            |
| 40    | 2/16/2010 | 11:23:54 | 57.6     | A    | 40-90 | 0:01:18        | 575439.9373 | 48.2             | 71.4             | 62.1            | 56.6            |
| 41    | 2/16/2010 | 11:23:56 | 56.8     | A    | 40-90 | 0:01:20        | 478630.0923 | 48.2             | 71.4             | 62.1            | 56.6            |
| 42    | 2/16/2010 | 11:23:58 | 55.8     | A    | 40-90 | 0:01:22        | 380189.3963 | 48.2             | 71.4             | 62.1            | 56.6            |
| 43    | 2/16/2010 | 11:24:00 | 55.8     | A    | 40-90 | 0:01:24        | 380189.3963 | 48.2             | 71.4             | 62.1            | 56.6            |
| 44    | 2/16/2010 | 11:24:02 | 55.9     | A    | 40-90 | 0:01:26        | 389045.145  | 48.2             | 71.4             | 62.1            | 56.6            |
| 45    | 2/16/2010 | 11:24:04 | 55.6     | A    | 40-90 | 0:01:28        | 363078.0548 | 48.2             | 71.4             | 62.1            | 56.6            |
| 46    | 2/16/2010 | 11:24:06 | 55.4     | A    | 40-90 | 0:01:30        | 346736.8505 | 48.2             | 71.4             | 62.1            | 56.6            |
| 47    | 2/16/2010 | 11:24:08 | 54.4     | A    | 40-90 | 0:01:32        | 275422.8703 | 48.2             | 71.4             | 62.1            | 56.6            |
| 48    | 2/16/2010 | 11:24:10 | 54.5     | A    | 40-90 | 0:01:34        | 281838.2931 | 48.2             | 71.4             | 62.1            | 56.6            |
| 49    | 2/16/2010 | 11:24:12 | 55.5     | A    | 40-90 | 0:01:36        | 354813.3892 | 48.2             | 71.4             | 62.1            | 56.6            |
| 50    | 2/16/2010 | 11:24:14 | 56.6     | A    | 40-90 | 0:01:38        | 457088.1896 | 48.2             | 71.4             | 62.1            | 56.6            |
| 51    | 2/16/2010 | 11:24:16 | 58.4     | A    | 40-90 | 0:01:40        | 691830.9709 | 48.2             | 71.4             | 62.1            | 56.6            |
| 52    | 2/16/2010 | 11:24:18 | 70.6     | A    | 40-90 | 0:01:42        | 11481536.21 | 48.2             | 71.4             | 62.1            | 56.6            |
| 53    | 2/16/2010 | 11:24:20 | 62.1     | A    | 40-90 | 0:01:44        | 1621810.097 | 48.2             | 71.4             | 62.1            | 56.6            |
| 54    | 2/16/2010 | 11:24:22 | 57.9     | A    | 40-90 | 0:01:46        | 616595.0019 | 48.2             | 71.4             | 62.1            | 56.6            |
| 55    | 2/16/2010 | 11:24:24 | 56.2     | A    | 40-90 | 0:01:48        | 416869.3835 | 48.2             | 71.4             | 62.1            | 56.6            |
| 56    | 2/16/2010 | 11:24:26 | 56.3     | A    | 40-90 | 0:01:50        | 426579.5188 | 48.2             | 71.4             | 62.1            | 56.6            |
| 57    | 2/16/2010 | 11:24:28 | 57.3     | A    | 40-90 | 0:01:52        | 537031.7964 | 48.2             | 71.4             | 62.1            | 56.6            |
| 58    | 2/16/2010 | 11:24:30 | 56.9     | A    | 40-90 | 0:01:54        | 489778.8194 | 48.2             | 71.4             | 62.1            | 56.6            |
| 59    | 2/16/2010 | 11:24:32 | 58.4     | A    | 40-90 | 0:01:56        | 691830.9709 | 48.2             | 71.4             | 62.1            | 56.6            |
| 60    | 2/16/2010 | 11:24:34 | 56.5     | A    | 40-90 | 0:01:58        | 446683.5922 | 48.2             | 71.4             | 62.1            | 56.6            |
| 61    | 2/16/2010 | 11:24:36 | 67.1     | A    | 40-90 | 0:02:00        | 5128613.84  | 48.2             | 71.4             | 62.1            | 56.6            |
| 62    | 2/16/2010 | 11:24:38 | 58.8     | A    | 40-90 | 0:02:02        | 758577.575  | 48.2             | 71.4             | 62.1            | 56.6            |



## Receiver 7- Day

| Point | Date      | Time     | Pressure | Unit | Scale | Acumulate Time | 10 <sup>^(1*A)</sup> | L <sub>min</sub> | L <sub>max</sub> | L <sub>10</sub> | L <sub>eq</sub> |
|-------|-----------|----------|----------|------|-------|----------------|----------------------|------------------|------------------|-----------------|-----------------|
| 63    | 2/16/2010 | 11:24:40 | 57.3     | A    | 40-90 | 0:02:04        | 537031.7964          | 48.2             | 71.4             | 62.1            | 56.6            |
| 64    | 2/16/2010 | 11:24:42 | 57.6     | A    | 40-90 | 0:02:06        | 575439.9373          | 48.2             | 71.4             | 62.1            | 56.6            |
| 65    | 2/16/2010 | 11:24:44 | 57.2     | A    | 40-90 | 0:02:08        | 524807.4602          | 48.2             | 71.4             | 62.1            | 56.6            |
| 66    | 2/16/2010 | 11:24:46 | 61.3     | A    | 40-90 | 0:02:10        | 1348962.883          | 48.2             | 71.4             | 62.1            | 56.6            |
| 67    | 2/16/2010 | 11:24:48 | 56.8     | A    | 40-90 | 0:02:12        | 478630.0923          | 48.2             | 71.4             | 62.1            | 56.6            |
| 68    | 2/16/2010 | 11:24:50 | 55.7     | A    | 40-90 | 0:02:14        | 371535.2291          | 48.2             | 71.4             | 62.1            | 56.6            |
| 69    | 2/16/2010 | 11:24:52 | 56       | A    | 40-90 | 0:02:16        | 398107.1706          | 48.2             | 71.4             | 62.1            | 56.6            |
| 70    | 2/16/2010 | 11:24:54 | 56.8     | A    | 40-90 | 0:02:18        | 478630.0923          | 48.2             | 71.4             | 62.1            | 56.6            |
| 71    | 2/16/2010 | 11:24:56 | 57.5     | A    | 40-90 | 0:02:20        | 562341.3252          | 48.2             | 71.4             | 62.1            | 56.6            |
| 72    | 2/16/2010 | 11:24:58 | 62.8     | A    | 40-90 | 0:02:22        | 1905460.718          | 48.2             | 71.4             | 62.1            | 56.6            |
| 73    | 2/16/2010 | 11:25:00 | 58.4     | A    | 40-90 | 0:02:24        | 691830.9709          | 48.2             | 71.4             | 62.1            | 56.6            |
| 74    | 2/16/2010 | 11:25:02 | 61       | A    | 40-90 | 0:02:26        | 1258925.412          | 48.2             | 71.4             | 62.1            | 56.6            |
| 75    | 2/16/2010 | 11:25:04 | 64.3     | A    | 40-90 | 0:02:28        | 2691534.804          | 48.2             | 71.4             | 62.1            | 56.6            |
| 76    | 2/16/2010 | 11:25:06 | 63.2     | A    | 40-90 | 0:02:30        | 2089296.131          | 48.2             | 71.4             | 62.1            | 56.6            |
| 77    | 2/16/2010 | 11:25:08 | 64.2     | A    | 40-90 | 0:02:32        | 2630267.992          | 48.2             | 71.4             | 62.1            | 56.6            |
| 78    | 2/16/2010 | 11:25:10 | 62       | A    | 40-90 | 0:02:34        | 1584893.192          | 48.2             | 71.4             | 62.1            | 56.6            |
| 79    | 2/16/2010 | 11:25:12 | 57.7     | A    | 40-90 | 0:02:36        | 588843.6554          | 48.2             | 71.4             | 62.1            | 56.6            |
| 80    | 2/16/2010 | 11:25:14 | 65.1     | A    | 40-90 | 0:02:38        | 3235936.569          | 48.2             | 71.4             | 62.1            | 56.6            |
| 81    | 2/16/2010 | 11:25:16 | 56.7     | A    | 40-90 | 0:02:40        | 467735.1413          | 48.2             | 71.4             | 62.1            | 56.6            |
| 82    | 2/16/2010 | 11:25:18 | 55.9     | A    | 40-90 | 0:02:42        | 389045.145           | 48.2             | 71.4             | 62.1            | 56.6            |
| 83    | 2/16/2010 | 11:25:20 | 60.1     | A    | 40-90 | 0:02:44        | 1023292.992          | 48.2             | 71.4             | 62.1            | 56.6            |
| 84    | 2/16/2010 | 11:25:22 | 57.2     | A    | 40-90 | 0:02:46        | 524807.4602          | 48.2             | 71.4             | 62.1            | 56.6            |
| 85    | 2/16/2010 | 11:25:24 | 56.7     | A    | 40-90 | 0:02:48        | 467735.1413          | 48.2             | 71.4             | 62.1            | 56.6            |
| 86    | 2/16/2010 | 11:25:26 | 62       | A    | 40-90 | 0:02:50        | 1584893.192          | 48.2             | 71.4             | 62.1            | 56.6            |
| 87    | 2/16/2010 | 11:25:28 | 57.9     | A    | 40-90 | 0:02:52        | 616595.0019          | 48.2             | 71.4             | 62.1            | 56.6            |
| 88    | 2/16/2010 | 11:25:30 | 58       | A    | 40-90 | 0:02:54        | 630957.3445          | 48.2             | 71.4             | 62.1            | 56.6            |
| 89    | 2/16/2010 | 11:25:32 | 57.6     | A    | 40-90 | 0:02:56        | 575439.9373          | 48.2             | 71.4             | 62.1            | 56.6            |
| 90    | 2/16/2010 | 11:25:34 | 58.8     | A    | 40-90 | 0:02:58        | 758577.575           | 48.2             | 71.4             | 62.1            | 56.6            |
| 91    | 2/16/2010 | 11:25:36 | 58.9     | A    | 40-90 | 0:03:00        | 776247.1166          | 48.2             | 71.4             | 62.1            | 56.6            |
| 92    | 2/16/2010 | 11:25:38 | 58       | A    | 40-90 | 0:03:02        | 630957.3445          | 48.2             | 71.4             | 62.1            | 56.6            |
| 93    | 2/16/2010 | 11:25:40 | 61.6     | A    | 40-90 | 0:03:04        | 1445439.771          | 48.2             | 71.4             | 62.1            | 56.6            |

## Receiver 7- Day

| Point | Date      | Time     | Pressure | Unit | Scale | Acumulate Time | 10 <sup>^(1*A)</sup> | L <sub>min</sub> | L <sub>max</sub> | L <sub>10</sub> | L <sub>eq</sub> |
|-------|-----------|----------|----------|------|-------|----------------|----------------------|------------------|------------------|-----------------|-----------------|
| 94    | 2/16/2010 | 11:25:42 | 57.1     | A    | 40-90 | 0:03:06        | 512861.384           | 48.2             | 71.4             | 62.1            | 56.6            |
| 95    | 2/16/2010 | 11:25:44 | 60.3     | A    | 40-90 | 0:03:08        | 1071519.305          | 48.2             | 71.4             | 62.1            | 56.6            |
| 96    | 2/16/2010 | 11:25:46 | 62.9     | A    | 40-90 | 0:03:10        | 1949844.6            | 48.2             | 71.4             | 62.1            | 56.6            |
| 97    | 2/16/2010 | 11:25:48 | 61.5     | A    | 40-90 | 0:03:12        | 1412537.545          | 48.2             | 71.4             | 62.1            | 56.6            |
| 98    | 2/16/2010 | 11:25:50 | 60.6     | A    | 40-90 | 0:03:14        | 1148153.621          | 48.2             | 71.4             | 62.1            | 56.6            |
| 99    | 2/16/2010 | 11:25:52 | 58.7     | A    | 40-90 | 0:03:16        | 741310.2413          | 48.2             | 71.4             | 62.1            | 56.6            |
| 100   | 2/16/2010 | 11:25:54 | 58.5     | A    | 40-90 | 0:03:18        | 707945.7844          | 48.2             | 71.4             | 62.1            | 56.6            |
| 101   | 2/16/2010 | 11:25:56 | 59.9     | A    | 40-90 | 0:03:20        | 977237.221           | 48.2             | 71.4             | 62.1            | 56.6            |
| 102   | 2/16/2010 | 11:25:58 | 61.2     | A    | 40-90 | 0:03:22        | 1318256.739          | 48.2             | 71.4             | 62.1            | 56.6            |
| 103   | 2/16/2010 | 11:26:00 | 59       | A    | 40-90 | 0:03:24        | 794328.2347          | 48.2             | 71.4             | 62.1            | 56.6            |
| 104   | 2/16/2010 | 11:26:02 | 57.5     | A    | 40-90 | 0:03:26        | 562341.3252          | 48.2             | 71.4             | 62.1            | 56.6            |
| 105   | 2/16/2010 | 11:26:04 | 61.2     | A    | 40-90 | 0:03:28        | 1318256.739          | 48.2             | 71.4             | 62.1            | 56.6            |
| 106   | 2/16/2010 | 11:26:06 | 55.8     | A    | 40-90 | 0:03:30        | 380189.3963          | 48.2             | 71.4             | 62.1            | 56.6            |
| 107   | 2/16/2010 | 11:26:08 | 55.2     | A    | 40-90 | 0:03:32        | 331131.1215          | 48.2             | 71.4             | 62.1            | 56.6            |
| 108   | 2/16/2010 | 11:26:10 | 62.7     | A    | 40-90 | 0:03:34        | 1862087.137          | 48.2             | 71.4             | 62.1            | 56.6            |
| 109   | 2/16/2010 | 11:26:12 | 54.4     | A    | 40-90 | 0:03:36        | 275422.8703          | 48.2             | 71.4             | 62.1            | 56.6            |
| 110   | 2/16/2010 | 11:26:14 | 54.9     | A    | 40-90 | 0:03:38        | 309029.5433          | 48.2             | 71.4             | 62.1            | 56.6            |
| 111   | 2/16/2010 | 11:26:16 | 56.7     | A    | 40-90 | 0:03:40        | 467735.1413          | 48.2             | 71.4             | 62.1            | 56.6            |
| 112   | 2/16/2010 | 11:26:18 | 54.2     | A    | 40-90 | 0:03:42        | 263026.7992          | 48.2             | 71.4             | 62.1            | 56.6            |
| 113   | 2/16/2010 | 11:26:20 | 59.7     | A    | 40-90 | 0:03:44        | 933254.3008          | 48.2             | 71.4             | 62.1            | 56.6            |
| 114   | 2/16/2010 | 11:26:22 | 55.3     | A    | 40-90 | 0:03:46        | 338844.1561          | 48.2             | 71.4             | 62.1            | 56.6            |
| 115   | 2/16/2010 | 11:26:24 | 59       | A    | 40-90 | 0:03:48        | 794328.2347          | 48.2             | 71.4             | 62.1            | 56.6            |
| 116   | 2/16/2010 | 11:26:26 | 61.2     | A    | 40-90 | 0:03:50        | 1318256.739          | 48.2             | 71.4             | 62.1            | 56.6            |
| 117   | 2/16/2010 | 11:26:28 | 61.3     | A    | 40-90 | 0:03:52        | 1348962.883          | 48.2             | 71.4             | 62.1            | 56.6            |
| 118   | 2/16/2010 | 11:26:30 | 59.9     | A    | 40-90 | 0:03:54        | 977237.221           | 48.2             | 71.4             | 62.1            | 56.6            |
| 119   | 2/16/2010 | 11:26:32 | 54.8     | A    | 40-90 | 0:03:56        | 301995.172           | 48.2             | 71.4             | 62.1            | 56.6            |
| 120   | 2/16/2010 | 11:26:34 | 52.8     | A    | 40-90 | 0:03:58        | 190546.0718          | 48.2             | 71.4             | 62.1            | 56.6            |
| 121   | 2/16/2010 | 11:26:36 | 60.6     | A    | 40-90 | 0:04:00        | 1148153.621          | 48.2             | 71.4             | 62.1            | 56.6            |
| 122   | 2/16/2010 | 11:26:38 | 53.9     | A    | 40-90 | 0:04:02        | 245470.8916          | 48.2             | 71.4             | 62.1            | 56.6            |
| 123   | 2/16/2010 | 11:26:40 | 58.5     | A    | 40-90 | 0:04:04        | 707945.7844          | 48.2             | 71.4             | 62.1            | 56.6            |
| 124   | 2/16/2010 | 11:26:42 | 55.1     | A    | 40-90 | 0:04:06        | 323593.6569          | 48.2             | 71.4             | 62.1            | 56.6            |

## Receiver 7- Day

| Point | Date      | Time     | Pressure | Unit | Scale | Acumulate Time | 10 <sup>^(1*A)</sup> | L <sub>min</sub> | L <sub>max</sub> | L <sub>10</sub> | L <sub>eq</sub> |
|-------|-----------|----------|----------|------|-------|----------------|----------------------|------------------|------------------|-----------------|-----------------|
| 125   | 2/16/2010 | 11:26:44 | 54.6     | A    | 40-90 | 0:04:08        | 288403.1503          | 48.2             | 71.4             | 62.1            | 56.6            |
| 126   | 2/16/2010 | 11:26:46 | 59.3     | A    | 40-90 | 0:04:10        | 851138.0382          | 48.2             | 71.4             | 62.1            | 56.6            |
| 127   | 2/16/2010 | 11:26:48 | 59.7     | A    | 40-90 | 0:04:12        | 933254.3008          | 48.2             | 71.4             | 62.1            | 56.6            |
| 128   | 2/16/2010 | 11:26:50 | 60.1     | A    | 40-90 | 0:04:14        | 1023292.992          | 48.2             | 71.4             | 62.1            | 56.6            |
| 129   | 2/16/2010 | 11:26:52 | 62.9     | A    | 40-90 | 0:04:16        | 1949844.6            | 48.2             | 71.4             | 62.1            | 56.6            |
| 130   | 2/16/2010 | 11:26:54 | 59.2     | A    | 40-90 | 0:04:18        | 831763.7711          | 48.2             | 71.4             | 62.1            | 56.6            |
| 131   | 2/16/2010 | 11:26:56 | 59.2     | A    | 40-90 | 0:04:20        | 831763.7711          | 48.2             | 71.4             | 62.1            | 56.6            |
| 132   | 2/16/2010 | 11:26:58 | 58       | A    | 40-90 | 0:04:22        | 630957.3445          | 48.2             | 71.4             | 62.1            | 56.6            |
| 133   | 2/16/2010 | 11:27:00 | 55       | A    | 40-90 | 0:04:24        | 316227.766           | 48.2             | 71.4             | 62.1            | 56.6            |
| 134   | 2/16/2010 | 11:27:02 | 60.6     | A    | 40-90 | 0:04:26        | 1148153.621          | 48.2             | 71.4             | 62.1            | 56.6            |
| 135   | 2/16/2010 | 11:27:04 | 56.5     | A    | 40-90 | 0:04:28        | 446683.5922          | 48.2             | 71.4             | 62.1            | 56.6            |
| 136   | 2/16/2010 | 11:27:06 | 54.1     | A    | 40-90 | 0:04:30        | 257039.5783          | 48.2             | 71.4             | 62.1            | 56.6            |
| 137   | 2/16/2010 | 11:27:08 | 54.1     | A    | 40-90 | 0:04:32        | 257039.5783          | 48.2             | 71.4             | 62.1            | 56.6            |
| 138   | 2/16/2010 | 11:27:10 | 54.4     | A    | 40-90 | 0:04:34        | 275422.8703          | 48.2             | 71.4             | 62.1            | 56.6            |
| 139   | 2/16/2010 | 11:27:12 | 56.3     | A    | 40-90 | 0:04:36        | 426579.5188          | 48.2             | 71.4             | 62.1            | 56.6            |
| 140   | 2/16/2010 | 11:27:14 | 54.5     | A    | 40-90 | 0:04:38        | 281838.2931          | 48.2             | 71.4             | 62.1            | 56.6            |
| 141   | 2/16/2010 | 11:27:16 | 54.9     | A    | 40-90 | 0:04:40        | 309029.5433          | 48.2             | 71.4             | 62.1            | 56.6            |
| 142   | 2/16/2010 | 11:27:18 | 54.9     | A    | 40-90 | 0:04:42        | 309029.5433          | 48.2             | 71.4             | 62.1            | 56.6            |
| 143   | 2/16/2010 | 11:27:20 | 54.4     | A    | 40-90 | 0:04:44        | 275422.8703          | 48.2             | 71.4             | 62.1            | 56.6            |
| 144   | 2/16/2010 | 11:27:22 | 53.7     | A    | 40-90 | 0:04:46        | 234422.8815          | 48.2             | 71.4             | 62.1            | 56.6            |
| 145   | 2/16/2010 | 11:27:24 | 55.3     | A    | 40-90 | 0:04:48        | 338844.1561          | 48.2             | 71.4             | 62.1            | 56.6            |
| 146   | 2/16/2010 | 11:27:26 | 54.8     | A    | 40-90 | 0:04:50        | 301995.172           | 48.2             | 71.4             | 62.1            | 56.6            |
| 147   | 2/16/2010 | 11:27:28 | 55.9     | A    | 40-90 | 0:04:52        | 389045.145           | 48.2             | 71.4             | 62.1            | 56.6            |
| 148   | 2/16/2010 | 11:27:30 | 56.7     | A    | 40-90 | 0:04:54        | 467735.1413          | 48.2             | 71.4             | 62.1            | 56.6            |
| 149   | 2/16/2010 | 11:27:32 | 55       | A    | 40-90 | 0:04:56        | 316227.766           | 48.2             | 71.4             | 62.1            | 56.6            |
| 150   | 2/16/2010 | 11:27:34 | 49.8     | A    | 40-90 | 0:04:58        | 95499.2586           | 48.2             | 71.4             | 62.1            | 56.6            |
| 151   | 2/16/2010 | 11:27:36 | 49.3     | A    | 40-90 | 0:05:00        | 85113.80382          | 48.2             | 71.4             | 62.1            | 56.6            |
| 152   | 2/16/2010 | 11:27:38 | 48.2     | A    | 40-90 | 0:05:02        | 66069.3448           | 48.2             | 71.4             | 62.1            | 56.6            |
| 153   | 2/16/2010 | 11:27:40 | 50.3     | A    | 40-90 | 0:05:04        | 107151.9305          | 48.2             | 71.4             | 62.1            | 56.6            |
| 154   | 2/16/2010 | 11:27:42 | 51.8     | A    | 40-90 | 0:05:06        | 151356.1248          | 48.2             | 71.4             | 62.1            | 56.6            |
| 155   | 2/16/2010 | 11:27:44 | 55.3     | A    | 40-90 | 0:05:08        | 338844.1561          | 48.2             | 71.4             | 62.1            | 56.6            |

## Receiver 7- Day

| Point | Date      | Time     | Pressure | Unit | Scale | Acumulate Time | 10 <sup>^(1*A)</sup> | L <sub>min</sub> | L <sub>max</sub> | L <sub>10</sub> | L <sub>eq</sub> |
|-------|-----------|----------|----------|------|-------|----------------|----------------------|------------------|------------------|-----------------|-----------------|
| 156   | 2/16/2010 | 11:27:46 | 56.4     | A    | 40-90 | 0:05:10        | 436515.8322          | 48.2             | 71.4             | 62.1            | 56.6            |
| 157   | 2/16/2010 | 11:27:48 | 56       | A    | 40-90 | 0:05:12        | 398107.1706          | 48.2             | 71.4             | 62.1            | 56.6            |
| 158   | 2/16/2010 | 11:27:50 | 55.2     | A    | 40-90 | 0:05:14        | 331131.1215          | 48.2             | 71.4             | 62.1            | 56.6            |
| 159   | 2/16/2010 | 11:27:52 | 53.6     | A    | 40-90 | 0:05:16        | 229086.7653          | 48.2             | 71.4             | 62.1            | 56.6            |
| 160   | 2/16/2010 | 11:27:54 | 51.9     | A    | 40-90 | 0:05:18        | 154881.6619          | 48.2             | 71.4             | 62.1            | 56.6            |
| 161   | 2/16/2010 | 11:27:56 | 52.3     | A    | 40-90 | 0:05:20        | 169824.3652          | 48.2             | 71.4             | 62.1            | 56.6            |
| 162   | 2/16/2010 | 11:27:58 | 54.4     | A    | 40-90 | 0:05:22        | 275422.8703          | 48.2             | 71.4             | 62.1            | 56.6            |
| 163   | 2/16/2010 | 11:28:00 | 60       | A    | 40-90 | 0:05:24        | 1000000              | 48.2             | 71.4             | 62.1            | 56.6            |
| 164   | 2/16/2010 | 11:28:02 | 60.7     | A    | 40-90 | 0:05:26        | 1174897.555          | 48.2             | 71.4             | 62.1            | 56.6            |
| 165   | 2/16/2010 | 11:28:04 | 59.5     | A    | 40-90 | 0:05:28        | 891250.9381          | 48.2             | 71.4             | 62.1            | 56.6            |
| 166   | 2/16/2010 | 11:28:06 | 56.6     | A    | 40-90 | 0:05:30        | 457088.1896          | 48.2             | 71.4             | 62.1            | 56.6            |
| 167   | 2/16/2010 | 11:28:08 | 55.2     | A    | 40-90 | 0:05:32        | 331131.1215          | 48.2             | 71.4             | 62.1            | 56.6            |
| 168   | 2/16/2010 | 11:28:10 | 55.9     | A    | 40-90 | 0:05:34        | 389045.145           | 48.2             | 71.4             | 62.1            | 56.6            |
| 169   | 2/16/2010 | 11:28:12 | 57.5     | A    | 40-90 | 0:05:36        | 562341.3252          | 48.2             | 71.4             | 62.1            | 56.6            |
| 170   | 2/16/2010 | 11:28:14 | 58.1     | A    | 40-90 | 0:05:38        | 645654.229           | 48.2             | 71.4             | 62.1            | 56.6            |
| 171   | 2/16/2010 | 11:28:16 | 59.1     | A    | 40-90 | 0:05:40        | 812830.5162          | 48.2             | 71.4             | 62.1            | 56.6            |
| 172   | 2/16/2010 | 11:28:18 | 59.9     | A    | 40-90 | 0:05:42        | 977237.221           | 48.2             | 71.4             | 62.1            | 56.6            |
| 173   | 2/16/2010 | 11:28:20 | 63.7     | A    | 40-90 | 0:05:44        | 2344228.815          | 48.2             | 71.4             | 62.1            | 56.6            |
| 174   | 2/16/2010 | 11:28:22 | 62       | A    | 40-90 | 0:05:46        | 1584893.192          | 48.2             | 71.4             | 62.1            | 56.6            |
| 175   | 2/16/2010 | 11:28:24 | 62.9     | A    | 40-90 | 0:05:48        | 1949844.6            | 48.2             | 71.4             | 62.1            | 56.6            |
| 176   | 2/16/2010 | 11:28:26 | 59.7     | A    | 40-90 | 0:05:50        | 933254.3008          | 48.2             | 71.4             | 62.1            | 56.6            |
| 177   | 2/16/2010 | 11:28:28 | 60.9     | A    | 40-90 | 0:05:52        | 1230268.771          | 48.2             | 71.4             | 62.1            | 56.6            |
| 178   | 2/16/2010 | 11:28:30 | 57.9     | A    | 40-90 | 0:05:54        | 616595.0019          | 48.2             | 71.4             | 62.1            | 56.6            |
| 179   | 2/16/2010 | 11:28:32 | 60.2     | A    | 40-90 | 0:05:56        | 1047128.548          | 48.2             | 71.4             | 62.1            | 56.6            |
| 180   | 2/16/2010 | 11:28:34 | 62       | A    | 40-90 | 0:05:58        | 1584893.192          | 48.2             | 71.4             | 62.1            | 56.6            |
| 181   | 2/16/2010 | 11:28:36 | 62.9     | A    | 40-90 | 0:06:00        | 1949844.6            | 48.2             | 71.4             | 62.1            | 56.6            |
| 182   | 2/16/2010 | 11:28:38 | 60.6     | A    | 40-90 | 0:06:02        | 1148153.621          | 48.2             | 71.4             | 62.1            | 56.6            |
| 183   | 2/16/2010 | 11:28:40 | 60.5     | A    | 40-90 | 0:06:04        | 1122018.454          | 48.2             | 71.4             | 62.1            | 56.6            |
| 184   | 2/16/2010 | 11:28:42 | 61.4     | A    | 40-90 | 0:06:06        | 1380384.265          | 48.2             | 71.4             | 62.1            | 56.6            |
| 185   | 2/16/2010 | 11:28:44 | 60.3     | A    | 40-90 | 0:06:08        | 1071519.305          | 48.2             | 71.4             | 62.1            | 56.6            |
| 186   | 2/16/2010 | 11:28:46 | 60.2     | A    | 40-90 | 0:06:10        | 1047128.548          | 48.2             | 71.4             | 62.1            | 56.6            |

## Receiver 7- Day

| Point | Date      | Time     | Pressure | Unit | Scale | Acumulate Time | 10 <sup>^(1*A)</sup> | L <sub>min</sub> | L <sub>max</sub> | L <sub>10</sub> | L <sub>eq</sub> |
|-------|-----------|----------|----------|------|-------|----------------|----------------------|------------------|------------------|-----------------|-----------------|
| 187   | 2/16/2010 | 11:28:48 | 59.8     | A    | 40-90 | 0:06:12        | 954992.586           | 48.2             | 71.4             | 62.1            | 56.6            |
| 188   | 2/16/2010 | 11:28:50 | 56.6     | A    | 40-90 | 0:06:14        | 457088.1896          | 48.2             | 71.4             | 62.1            | 56.6            |
| 189   | 2/16/2010 | 11:28:52 | 63.3     | A    | 40-90 | 0:06:16        | 2137962.09           | 48.2             | 71.4             | 62.1            | 56.6            |
| 190   | 2/16/2010 | 11:28:54 | 56.2     | A    | 40-90 | 0:06:18        | 416869.3835          | 48.2             | 71.4             | 62.1            | 56.6            |
| 191   | 2/16/2010 | 11:28:56 | 56.3     | A    | 40-90 | 0:06:20        | 426579.5188          | 48.2             | 71.4             | 62.1            | 56.6            |
| 192   | 2/16/2010 | 11:28:58 | 60.7     | A    | 40-90 | 0:06:22        | 1174897.555          | 48.2             | 71.4             | 62.1            | 56.6            |
| 193   | 2/16/2010 | 11:29:00 | 57.5     | A    | 40-90 | 0:06:24        | 562341.3252          | 48.2             | 71.4             | 62.1            | 56.6            |
| 194   | 2/16/2010 | 11:29:02 | 58.7     | A    | 40-90 | 0:06:26        | 741310.2413          | 48.2             | 71.4             | 62.1            | 56.6            |
| 195   | 2/16/2010 | 11:29:04 | 59.4     | A    | 40-90 | 0:06:28        | 870963.59            | 48.2             | 71.4             | 62.1            | 56.6            |
| 196   | 2/16/2010 | 11:29:06 | 59.3     | A    | 40-90 | 0:06:30        | 851138.0382          | 48.2             | 71.4             | 62.1            | 56.6            |
| 197   | 2/16/2010 | 11:29:08 | 57.7     | A    | 40-90 | 0:06:32        | 588843.6554          | 48.2             | 71.4             | 62.1            | 56.6            |
| 198   | 2/16/2010 | 11:29:10 | 57.6     | A    | 40-90 | 0:06:34        | 575439.9373          | 48.2             | 71.4             | 62.1            | 56.6            |
| 199   | 2/16/2010 | 11:29:12 | 55.3     | A    | 40-90 | 0:06:36        | 338844.1561          | 48.2             | 71.4             | 62.1            | 56.6            |
| 200   | 2/16/2010 | 11:29:14 | 53.3     | A    | 40-90 | 0:06:38        | 213796.209           | 48.2             | 71.4             | 62.1            | 56.6            |
| 201   | 2/16/2010 | 11:29:16 | 52.1     | A    | 40-90 | 0:06:40        | 162181.0097          | 48.2             | 71.4             | 62.1            | 56.6            |
| 202   | 2/16/2010 | 11:29:18 | 52.3     | A    | 40-90 | 0:06:42        | 169824.3652          | 48.2             | 71.4             | 62.1            | 56.6            |
| 203   | 2/16/2010 | 11:29:20 | 51.7     | A    | 40-90 | 0:06:44        | 147910.8388          | 48.2             | 71.4             | 62.1            | 56.6            |
| 204   | 2/16/2010 | 11:29:22 | 52.8     | A    | 40-90 | 0:06:46        | 190546.0718          | 48.2             | 71.4             | 62.1            | 56.6            |
| 205   | 2/16/2010 | 11:29:24 | 53.3     | A    | 40-90 | 0:06:48        | 213796.209           | 48.2             | 71.4             | 62.1            | 56.6            |
| 206   | 2/16/2010 | 11:29:26 | 54       | A    | 40-90 | 0:06:50        | 251188.6432          | 48.2             | 71.4             | 62.1            | 56.6            |
| 207   | 2/16/2010 | 11:29:28 | 57.1     | A    | 40-90 | 0:06:52        | 512861.384           | 48.2             | 71.4             | 62.1            | 56.6            |
| 208   | 2/16/2010 | 11:29:30 | 55.7     | A    | 40-90 | 0:06:54        | 371535.2291          | 48.2             | 71.4             | 62.1            | 56.6            |
| 209   | 2/16/2010 | 11:29:32 | 59.6     | A    | 40-90 | 0:06:56        | 912010.8394          | 48.2             | 71.4             | 62.1            | 56.6            |
| 210   | 2/16/2010 | 11:29:34 | 56.2     | A    | 40-90 | 0:06:58        | 416869.3835          | 48.2             | 71.4             | 62.1            | 56.6            |
| 211   | 2/16/2010 | 11:29:36 | 58.3     | A    | 40-90 | 0:07:00        | 676082.9754          | 48.2             | 71.4             | 62.1            | 56.6            |
| 212   | 2/16/2010 | 11:29:38 | 55.1     | A    | 40-90 | 0:07:02        | 323593.6569          | 48.2             | 71.4             | 62.1            | 56.6            |
| 213   | 2/16/2010 | 11:29:40 | 54.3     | A    | 40-90 | 0:07:04        | 269153.4804          | 48.2             | 71.4             | 62.1            | 56.6            |
| 214   | 2/16/2010 | 11:29:42 | 53.4     | A    | 40-90 | 0:07:06        | 218776.1624          | 48.2             | 71.4             | 62.1            | 56.6            |
| 215   | 2/16/2010 | 11:29:44 | 53.2     | A    | 40-90 | 0:07:08        | 208929.6131          | 48.2             | 71.4             | 62.1            | 56.6            |
| 216   | 2/16/2010 | 11:29:46 | 54.5     | A    | 40-90 | 0:07:10        | 281838.2931          | 48.2             | 71.4             | 62.1            | 56.6            |
| 217   | 2/16/2010 | 11:29:48 | 51.1     | A    | 40-90 | 0:07:12        | 128824.9552          | 48.2             | 71.4             | 62.1            | 56.6            |

## Receiver 7- Day

| Point | Date      | Time     | Pressure | Unit | Scale | Acumulate Time | 10^(.1*A)   | L <sub>min</sub> | L <sub>max</sub> | L <sub>10</sub> | L <sub>eq</sub> |
|-------|-----------|----------|----------|------|-------|----------------|-------------|------------------|------------------|-----------------|-----------------|
| 218   | 2/16/2010 | 11:29:50 | 51.6     | A    | 40-90 | 0:07:14        | 144543.9771 | 48.2             | 71.4             | 62.1            | 56.6            |
| 219   | 2/16/2010 | 11:29:52 | 54       | A    | 40-90 | 0:07:16        | 251188.6432 | 48.2             | 71.4             | 62.1            | 56.6            |
| 220   | 2/16/2010 | 11:29:54 | 56.1     | A    | 40-90 | 0:07:18        | 407380.2778 | 48.2             | 71.4             | 62.1            | 56.6            |
| 221   | 2/16/2010 | 11:29:56 | 53.5     | A    | 40-90 | 0:07:20        | 223872.1139 | 48.2             | 71.4             | 62.1            | 56.6            |
| 222   | 2/16/2010 | 11:29:58 | 50.5     | A    | 40-90 | 0:07:22        | 112201.8454 | 48.2             | 71.4             | 62.1            | 56.6            |
| 223   | 2/16/2010 | 11:30:00 | 49.4     | A    | 40-90 | 0:07:24        | 87096.359   | 48.2             | 71.4             | 62.1            | 56.6            |
| 224   | 2/16/2010 | 11:30:02 | 53.7     | A    | 40-90 | 0:07:26        | 234422.8815 | 48.2             | 71.4             | 62.1            | 56.6            |
| 225   | 2/16/2010 | 11:30:04 | 51.7     | A    | 40-90 | 0:07:28        | 147910.8388 | 48.2             | 71.4             | 62.1            | 56.6            |
| 226   | 2/16/2010 | 11:30:06 | 51.8     | A    | 40-90 | 0:07:30        | 151356.1248 | 48.2             | 71.4             | 62.1            | 56.6            |
| 227   | 2/16/2010 | 11:30:08 | 52.1     | A    | 40-90 | 0:07:32        | 162181.0097 | 48.2             | 71.4             | 62.1            | 56.6            |
| 228   | 2/16/2010 | 11:30:10 | 50.5     | A    | 40-90 | 0:07:34        | 112201.8454 | 48.2             | 71.4             | 62.1            | 56.6            |
| 229   | 2/16/2010 | 11:30:12 | 50.9     | A    | 40-90 | 0:07:36        | 123026.8771 | 48.2             | 71.4             | 62.1            | 56.6            |
| 230   | 2/16/2010 | 11:30:14 | 52.7     | A    | 40-90 | 0:07:38        | 186208.7137 | 48.2             | 71.4             | 62.1            | 56.6            |
| 231   | 2/16/2010 | 11:30:16 | 57.4     | A    | 40-90 | 0:07:40        | 549540.8739 | 48.2             | 71.4             | 62.1            | 56.6            |
| 232   | 2/16/2010 | 11:30:18 | 56.8     | A    | 40-90 | 0:07:42        | 478630.0923 | 48.2             | 71.4             | 62.1            | 56.6            |
| 233   | 2/16/2010 | 11:30:20 | 56.1     | A    | 40-90 | 0:07:44        | 407380.2778 | 48.2             | 71.4             | 62.1            | 56.6            |
| 234   | 2/16/2010 | 11:30:22 | 58       | A    | 40-90 | 0:07:46        | 630957.3445 | 48.2             | 71.4             | 62.1            | 56.6            |
| 235   | 2/16/2010 | 11:30:24 | 63.2     | A    | 40-90 | 0:07:48        | 2089296.131 | 48.2             | 71.4             | 62.1            | 56.6            |
| 236   | 2/16/2010 | 11:30:26 | 69.6     | A    | 40-90 | 0:07:50        | 9120108.394 | 48.2             | 71.4             | 62.1            | 56.6            |
| 237   | 2/16/2010 | 11:30:28 | 60.9     | A    | 40-90 | 0:07:52        | 1230268.771 | 48.2             | 71.4             | 62.1            | 56.6            |
| 238   | 2/16/2010 | 11:30:30 | 58.7     | A    | 40-90 | 0:07:54        | 741310.2413 | 48.2             | 71.4             | 62.1            | 56.6            |
| 239   | 2/16/2010 | 11:30:32 | 57.6     | A    | 40-90 | 0:07:56        | 575439.9373 | 48.2             | 71.4             | 62.1            | 56.6            |
| 240   | 2/16/2010 | 11:30:34 | 55.1     | A    | 40-90 | 0:07:58        | 323593.6569 | 48.2             | 71.4             | 62.1            | 56.6            |
| 241   | 2/16/2010 | 11:30:36 | 54       | A    | 40-90 | 0:08:00        | 251188.6432 | 48.2             | 71.4             | 62.1            | 56.6            |
| 242   | 2/16/2010 | 11:30:38 | 58.2     | A    | 40-90 | 0:08:02        | 660693.448  | 48.2             | 71.4             | 62.1            | 56.6            |
| 243   | 2/16/2010 | 11:30:40 | 59.2     | A    | 40-90 | 0:08:04        | 831763.7711 | 48.2             | 71.4             | 62.1            | 56.6            |
| 244   | 2/16/2010 | 11:30:42 | 58.4     | A    | 40-90 | 0:08:06        | 691830.9709 | 48.2             | 71.4             | 62.1            | 56.6            |
| 245   | 2/16/2010 | 11:30:44 | 58.1     | A    | 40-90 | 0:08:08        | 645654.229  | 48.2             | 71.4             | 62.1            | 56.6            |
| 246   | 2/16/2010 | 11:30:46 | 64.9     | A    | 40-90 | 0:08:10        | 3090295.433 | 48.2             | 71.4             | 62.1            | 56.6            |
| 247   | 2/16/2010 | 11:30:48 | 62.3     | A    | 40-90 | 0:08:12        | 1698243.652 | 48.2             | 71.4             | 62.1            | 56.6            |
| 248   | 2/16/2010 | 11:30:50 | 59       | A    | 40-90 | 0:08:14        | 794328.2347 | 48.2             | 71.4             | 62.1            | 56.6            |

## Receiver 7- Day

| Point | Date      | Time     | Pressure | Unit | Scale | Acumulate Time | 10^(1*A)    | L <sub>min</sub> | L <sub>max</sub> | L <sub>10</sub> | L <sub>eq</sub> |
|-------|-----------|----------|----------|------|-------|----------------|-------------|------------------|------------------|-----------------|-----------------|
| 249   | 2/16/2010 | 11:30:52 | 60.7     | A    | 40-90 | 0:08:16        | 1174897.555 | 48.2             | 71.4             | 62.1            | 56.6            |
| 250   | 2/16/2010 | 11:30:54 | 60.7     | A    | 40-90 | 0:08:18        | 1174897.555 | 48.2             | 71.4             | 62.1            | 56.6            |
| 251   | 2/16/2010 | 11:30:56 | 60.8     | A    | 40-90 | 0:08:20        | 1202264.435 | 48.2             | 71.4             | 62.1            | 56.6            |
| 252   | 2/16/2010 | 11:30:58 | 59.8     | A    | 40-90 | 0:08:22        | 954992.586  | 48.2             | 71.4             | 62.1            | 56.6            |
| 253   | 2/16/2010 | 11:31:00 | 62.5     | A    | 40-90 | 0:08:24        | 1778279.41  | 48.2             | 71.4             | 62.1            | 56.6            |
| 254   | 2/16/2010 | 11:31:02 | 62.9     | A    | 40-90 | 0:08:26        | 1949844.6   | 48.2             | 71.4             | 62.1            | 56.6            |
| 255   | 2/16/2010 | 11:31:04 | 62.7     | A    | 40-90 | 0:08:28        | 1862087.137 | 48.2             | 71.4             | 62.1            | 56.6            |
| 256   | 2/16/2010 | 11:31:06 | 60       | A    | 40-90 | 0:08:30        | 1000000     | 48.2             | 71.4             | 62.1            | 56.6            |
| 257   | 2/16/2010 | 11:31:08 | 59.6     | A    | 40-90 | 0:08:32        | 912010.8394 | 48.2             | 71.4             | 62.1            | 56.6            |
| 258   | 2/16/2010 | 11:31:10 | 59.4     | A    | 40-90 | 0:08:34        | 870963.59   | 48.2             | 71.4             | 62.1            | 56.6            |
| 259   | 2/16/2010 | 11:31:12 | 59.3     | A    | 40-90 | 0:08:36        | 851138.0382 | 48.2             | 71.4             | 62.1            | 56.6            |
| 260   | 2/16/2010 | 11:31:14 | 59.3     | A    | 40-90 | 0:08:38        | 851138.0382 | 48.2             | 71.4             | 62.1            | 56.6            |
| 261   | 2/16/2010 | 11:31:16 | 59.3     | A    | 40-90 | 0:08:40        | 851138.0382 | 48.2             | 71.4             | 62.1            | 56.6            |
| 262   | 2/16/2010 | 11:31:18 | 58.2     | A    | 40-90 | 0:08:42        | 660693.448  | 48.2             | 71.4             | 62.1            | 56.6            |
| 263   | 2/16/2010 | 11:31:20 | 59.1     | A    | 40-90 | 0:08:44        | 812830.5162 | 48.2             | 71.4             | 62.1            | 56.6            |
| 264   | 2/16/2010 | 11:31:22 | 57.9     | A    | 40-90 | 0:08:46        | 616595.0019 | 48.2             | 71.4             | 62.1            | 56.6            |
| 265   | 2/16/2010 | 11:31:24 | 57.3     | A    | 40-90 | 0:08:48        | 537031.7964 | 48.2             | 71.4             | 62.1            | 56.6            |
| 266   | 2/16/2010 | 11:31:26 | 56.7     | A    | 40-90 | 0:08:50        | 467735.1413 | 48.2             | 71.4             | 62.1            | 56.6            |
| 267   | 2/16/2010 | 11:31:28 | 55.3     | A    | 40-90 | 0:08:52        | 338844.1561 | 48.2             | 71.4             | 62.1            | 56.6            |
| 268   | 2/16/2010 | 11:31:30 | 55.5     | A    | 40-90 | 0:08:54        | 354813.3892 | 48.2             | 71.4             | 62.1            | 56.6            |
| 269   | 2/16/2010 | 11:31:32 | 53.8     | A    | 40-90 | 0:08:56        | 239883.2919 | 48.2             | 71.4             | 62.1            | 56.6            |
| 270   | 2/16/2010 | 11:31:34 | 56.3     | A    | 40-90 | 0:08:58        | 426579.5188 | 48.2             | 71.4             | 62.1            | 56.6            |
| 271   | 2/16/2010 | 11:31:36 | 55.2     | A    | 40-90 | 0:09:00        | 331131.1215 | 48.2             | 71.4             | 62.1            | 56.6            |
| 272   | 2/16/2010 | 11:31:38 | 58.4     | A    | 40-90 | 0:09:02        | 691830.9709 | 48.2             | 71.4             | 62.1            | 56.6            |
| 273   | 2/16/2010 | 11:31:40 | 53.3     | A    | 40-90 | 0:09:04        | 213796.209  | 48.2             | 71.4             | 62.1            | 56.6            |
| 274   | 2/16/2010 | 11:31:42 | 60.4     | A    | 40-90 | 0:09:06        | 1096478.196 | 48.2             | 71.4             | 62.1            | 56.6            |
| 275   | 2/16/2010 | 11:31:44 | 57.5     | A    | 40-90 | 0:09:08        | 562341.3252 | 48.2             | 71.4             | 62.1            | 56.6            |
| 276   | 2/16/2010 | 11:31:46 | 53.2     | A    | 40-90 | 0:09:10        | 208929.6131 | 48.2             | 71.4             | 62.1            | 56.6            |
| 277   | 2/16/2010 | 11:31:48 | 53.1     | A    | 40-90 | 0:09:12        | 204173.7945 | 48.2             | 71.4             | 62.1            | 56.6            |
| 278   | 2/16/2010 | 11:31:50 | 55       | A    | 40-90 | 0:09:14        | 316227.766  | 48.2             | 71.4             | 62.1            | 56.6            |
| 279   | 2/16/2010 | 11:31:52 | 56.6     | A    | 40-90 | 0:09:16        | 457088.1896 | 48.2             | 71.4             | 62.1            | 56.6            |

## Receiver 7- Day

| Point | Date      | Time     | Pressure | Unit | Scale | Acumulate Time | 10 <sup>^(1*A)</sup> | L <sub>min</sub> | L <sub>max</sub> | L <sub>10</sub> | L <sub>eq</sub> |
|-------|-----------|----------|----------|------|-------|----------------|----------------------|------------------|------------------|-----------------|-----------------|
| 280   | 2/16/2010 | 11:31:54 | 61.2     | A    | 40-90 | 0:09:18        | 1318256.739          | 48.2             | 71.4             | 62.1            | 56.6            |
| 281   | 2/16/2010 | 11:31:56 | 58.2     | A    | 40-90 | 0:09:20        | 660693.448           | 48.2             | 71.4             | 62.1            | 56.6            |
| 282   | 2/16/2010 | 11:31:58 | 60.1     | A    | 40-90 | 0:09:22        | 1023292.992          | 48.2             | 71.4             | 62.1            | 56.6            |
| 283   | 2/16/2010 | 11:32:00 | 60.6     | A    | 40-90 | 0:09:24        | 1148153.621          | 48.2             | 71.4             | 62.1            | 56.6            |
| 284   | 2/16/2010 | 11:32:02 | 57.2     | A    | 40-90 | 0:09:26        | 524807.4602          | 48.2             | 71.4             | 62.1            | 56.6            |
| 285   | 2/16/2010 | 11:32:04 | 58.1     | A    | 40-90 | 0:09:28        | 645654.229           | 48.2             | 71.4             | 62.1            | 56.6            |
| 286   | 2/16/2010 | 11:32:06 | 56.1     | A    | 40-90 | 0:09:30        | 407380.2778          | 48.2             | 71.4             | 62.1            | 56.6            |
| 287   | 2/16/2010 | 11:32:08 | 52.5     | A    | 40-90 | 0:09:32        | 177827.941           | 48.2             | 71.4             | 62.1            | 56.6            |
| 288   | 2/16/2010 | 11:32:10 | 56       | A    | 40-90 | 0:09:34        | 398107.1706          | 48.2             | 71.4             | 62.1            | 56.6            |
| 289   | 2/16/2010 | 11:32:12 | 55.6     | A    | 40-90 | 0:09:36        | 363078.0548          | 48.2             | 71.4             | 62.1            | 56.6            |
| 290   | 2/16/2010 | 11:32:14 | 50.7     | A    | 40-90 | 0:09:38        | 117489.7555          | 48.2             | 71.4             | 62.1            | 56.6            |
| 291   | 2/16/2010 | 11:32:16 | 50.5     | A    | 40-90 | 0:09:40        | 112201.8454          | 48.2             | 71.4             | 62.1            | 56.6            |
| 292   | 2/16/2010 | 11:32:18 | 55.3     | A    | 40-90 | 0:09:42        | 338844.1561          | 48.2             | 71.4             | 62.1            | 56.6            |
| 293   | 2/16/2010 | 11:32:20 | 54.9     | A    | 40-90 | 0:09:44        | 309029.5433          | 48.2             | 71.4             | 62.1            | 56.6            |
| 294   | 2/16/2010 | 11:32:22 | 59.1     | A    | 40-90 | 0:09:46        | 812830.5162          | 48.2             | 71.4             | 62.1            | 56.6            |
| 295   | 2/16/2010 | 11:32:24 | 57.5     | A    | 40-90 | 0:09:48        | 562341.3252          | 48.2             | 71.4             | 62.1            | 56.6            |
| 296   | 2/16/2010 | 11:32:26 | 55.2     | A    | 40-90 | 0:09:50        | 331131.1215          | 48.2             | 71.4             | 62.1            | 56.6            |
| 297   | 2/16/2010 | 11:32:28 | 56       | A    | 40-90 | 0:09:52        | 398107.1706          | 48.2             | 71.4             | 62.1            | 56.6            |
| 298   | 2/16/2010 | 11:32:30 | 54       | A    | 40-90 | 0:09:54        | 251188.6432          | 48.2             | 71.4             | 62.1            | 56.6            |
| 299   | 2/16/2010 | 11:32:32 | 51.7     | A    | 40-90 | 0:09:56        | 147910.8388          | 48.2             | 71.4             | 62.1            | 56.6            |
| 300   | 2/16/2010 | 11:32:34 | 53.9     | A    | 40-90 | 0:09:58        | 245470.8916          | 48.2             | 71.4             | 62.1            | 56.6            |
| 301   | 2/16/2010 | 11:32:36 | 58.1     | A    | 40-90 | 0:10:00        | 645654.229           | 48.2             | 71.4             | 62.1            | 56.6            |
| 302   | 2/16/2010 | 11:32:38 | 61       | A    | 40-90 | 0:10:02        | 1258925.412          | 48.2             | 71.4             | 62.1            | 56.6            |
| 303   | 2/16/2010 | 11:32:40 | 58.7     | A    | 40-90 | 0:10:04        | 741310.2413          | 48.2             | 71.4             | 62.1            | 56.6            |
| 304   | 2/16/2010 | 11:32:42 | 58.5     | A    | 40-90 | 0:10:06        | 707945.7844          | 48.2             | 71.4             | 62.1            | 56.6            |
| 305   | 2/16/2010 | 11:32:44 | 60.3     | A    | 40-90 | 0:10:08        | 1071519.305          | 48.2             | 71.4             | 62.1            | 56.6            |
| 306   | 2/16/2010 | 11:32:46 | 57.9     | A    | 40-90 | 0:10:10        | 616595.0019          | 48.2             | 71.4             | 62.1            | 56.6            |
| 307   | 2/16/2010 | 11:32:48 | 56.5     | A    | 40-90 | 0:10:12        | 446683.5922          | 48.2             | 71.4             | 62.1            | 56.6            |
| 308   | 2/16/2010 | 11:32:50 | 56.4     | A    | 40-90 | 0:10:14        | 436515.8322          | 48.2             | 71.4             | 62.1            | 56.6            |
| 309   | 2/16/2010 | 11:32:52 | 56.1     | A    | 40-90 | 0:10:16        | 407380.2778          | 48.2             | 71.4             | 62.1            | 56.6            |
| 310   | 2/16/2010 | 11:32:54 | 57.7     | A    | 40-90 | 0:10:18        | 588843.6554          | 48.2             | 71.4             | 62.1            | 56.6            |



## Receiver 7- Day

| Point | Date      | Time     | Pressure | Unit | Scale | Acumulate Time | 10 <sup>^(1.*A)</sup> | L <sub>min</sub> | L <sub>max</sub> | L <sub>10</sub> | L <sub>eq</sub> |
|-------|-----------|----------|----------|------|-------|----------------|-----------------------|------------------|------------------|-----------------|-----------------|
| 311   | 2/16/2010 | 11:32:56 | 57.8     | A    | 40-90 | 0:10:20        | 602559.5861           | 48.2             | 71.4             | 62.1            | 56.6            |
| 312   | 2/16/2010 | 11:32:58 | 59       | A    | 40-90 | 0:10:22        | 794328.2347           | 48.2             | 71.4             | 62.1            | 56.6            |
| 313   | 2/16/2010 | 11:33:00 | 59.9     | A    | 40-90 | 0:10:24        | 977237.221            | 48.2             | 71.4             | 62.1            | 56.6            |
| 314   | 2/16/2010 | 11:33:02 | 63.1     | A    | 40-90 | 0:10:26        | 2041737.945           | 48.2             | 71.4             | 62.1            | 56.6            |
| 315   | 2/16/2010 | 11:33:04 | 65.8     | A    | 40-90 | 0:10:28        | 3801893.963           | 48.2             | 71.4             | 62.1            | 56.6            |
| 316   | 2/16/2010 | 11:33:06 | 60       | A    | 40-90 | 0:10:30        | 1000000               | 48.2             | 71.4             | 62.1            | 56.6            |
| 317   | 2/16/2010 | 11:33:08 | 59.8     | A    | 40-90 | 0:10:32        | 954992.586            | 48.2             | 71.4             | 62.1            | 56.6            |
| 318   | 2/16/2010 | 11:33:10 | 54.3     | A    | 40-90 | 0:10:34        | 269153.4804           | 48.2             | 71.4             | 62.1            | 56.6            |
| 319   | 2/16/2010 | 11:33:12 | 53.5     | A    | 40-90 | 0:10:36        | 223872.1139           | 48.2             | 71.4             | 62.1            | 56.6            |
| 320   | 2/16/2010 | 11:33:14 | 60.5     | A    | 40-90 | 0:10:38        | 1122018.454           | 48.2             | 71.4             | 62.1            | 56.6            |
| 321   | 2/16/2010 | 11:33:16 | 69.6     | A    | 40-90 | 0:10:40        | 9120108.394           | 48.2             | 71.4             | 62.1            | 56.6            |
| 322   | 2/16/2010 | 11:33:18 | 61.7     | A    | 40-90 | 0:10:42        | 1479108.388           | 48.2             | 71.4             | 62.1            | 56.6            |
| 323   | 2/16/2010 | 11:33:20 | 56.2     | A    | 40-90 | 0:10:44        | 416869.3835           | 48.2             | 71.4             | 62.1            | 56.6            |
| 324   | 2/16/2010 | 11:33:22 | 55.5     | A    | 40-90 | 0:10:46        | 354813.3892           | 48.2             | 71.4             | 62.1            | 56.6            |
| 325   | 2/16/2010 | 11:33:24 | 56.2     | A    | 40-90 | 0:10:48        | 416869.3835           | 48.2             | 71.4             | 62.1            | 56.6            |
| 326   | 2/16/2010 | 11:33:26 | 56.5     | A    | 40-90 | 0:10:50        | 446683.5922           | 48.2             | 71.4             | 62.1            | 56.6            |
| 327   | 2/16/2010 | 11:33:28 | 57.3     | A    | 40-90 | 0:10:52        | 537031.7964           | 48.2             | 71.4             | 62.1            | 56.6            |
| 328   | 2/16/2010 | 11:33:30 | 59.4     | A    | 40-90 | 0:10:54        | 870963.59             | 48.2             | 71.4             | 62.1            | 56.6            |
| 329   | 2/16/2010 | 11:33:32 | 61.6     | A    | 40-90 | 0:10:56        | 1445439.771           | 48.2             | 71.4             | 62.1            | 56.6            |
| 330   | 2/16/2010 | 11:33:34 | 59.2     | A    | 40-90 | 0:10:58        | 831763.7711           | 48.2             | 71.4             | 62.1            | 56.6            |
| 331   | 2/16/2010 | 11:33:36 | 60.3     | A    | 40-90 | 0:11:00        | 1071519.305           | 48.2             | 71.4             | 62.1            | 56.6            |
| 332   | 2/16/2010 | 11:33:38 | 60       | A    | 40-90 | 0:11:02        | 1000000               | 48.2             | 71.4             | 62.1            | 56.6            |
| 333   | 2/16/2010 | 11:33:40 | 61       | A    | 40-90 | 0:11:04        | 1258925.412           | 48.2             | 71.4             | 62.1            | 56.6            |
| 334   | 2/16/2010 | 11:33:42 | 61.8     | A    | 40-90 | 0:11:06        | 1513561.248           | 48.2             | 71.4             | 62.1            | 56.6            |
| 335   | 2/16/2010 | 11:33:44 | 62.8     | A    | 40-90 | 0:11:08        | 1905460.718           | 48.2             | 71.4             | 62.1            | 56.6            |
| 336   | 2/16/2010 | 11:33:46 | 63.9     | A    | 40-90 | 0:11:10        | 2454708.916           | 48.2             | 71.4             | 62.1            | 56.6            |
| 337   | 2/16/2010 | 11:33:48 | 62.2     | A    | 40-90 | 0:11:12        | 1659586.907           | 48.2             | 71.4             | 62.1            | 56.6            |
| 338   | 2/16/2010 | 11:33:50 | 60.8     | A    | 40-90 | 0:11:14        | 1202264.435           | 48.2             | 71.4             | 62.1            | 56.6            |
| 339   | 2/16/2010 | 11:33:52 | 61.3     | A    | 40-90 | 0:11:16        | 1348962.883           | 48.2             | 71.4             | 62.1            | 56.6            |
| 340   | 2/16/2010 | 11:33:54 | 61.2     | A    | 40-90 | 0:11:18        | 1318256.739           | 48.2             | 71.4             | 62.1            | 56.6            |
| 341   | 2/16/2010 | 11:33:56 | 59.6     | A    | 40-90 | 0:11:20        | 912010.8394           | 48.2             | 71.4             | 62.1            | 56.6            |

## Receiver 7- Day

| Point | Date      | Time     | Pressure | Unit | Scale | Acumulate Time | 10 <sup>^(1*A)</sup> | L <sub>min</sub> | L <sub>max</sub> | L <sub>10</sub> | L <sub>eq</sub> |
|-------|-----------|----------|----------|------|-------|----------------|----------------------|------------------|------------------|-----------------|-----------------|
| 342   | 2/16/2010 | 11:33:58 | 60.3     | A    | 40-90 | 0:11:22        | 1071519.305          | 48.2             | 71.4             | 62.1            | 56.6            |
| 343   | 2/16/2010 | 11:34:00 | 61.6     | A    | 40-90 | 0:11:24        | 1445439.771          | 48.2             | 71.4             | 62.1            | 56.6            |
| 344   | 2/16/2010 | 11:34:02 | 62.9     | A    | 40-90 | 0:11:26        | 1949844.6            | 48.2             | 71.4             | 62.1            | 56.6            |
| 345   | 2/16/2010 | 11:34:04 | 62.9     | A    | 40-90 | 0:11:28        | 1949844.6            | 48.2             | 71.4             | 62.1            | 56.6            |
| 346   | 2/16/2010 | 11:34:06 | 60.3     | A    | 40-90 | 0:11:30        | 1071519.305          | 48.2             | 71.4             | 62.1            | 56.6            |
| 347   | 2/16/2010 | 11:34:08 | 59.1     | A    | 40-90 | 0:11:32        | 812830.5162          | 48.2             | 71.4             | 62.1            | 56.6            |
| 348   | 2/16/2010 | 11:34:10 | 62       | A    | 40-90 | 0:11:34        | 1584893.192          | 48.2             | 71.4             | 62.1            | 56.6            |
| 349   | 2/16/2010 | 11:34:12 | 58.8     | A    | 40-90 | 0:11:36        | 758577.575           | 48.2             | 71.4             | 62.1            | 56.6            |
| 350   | 2/16/2010 | 11:34:14 | 62.1     | A    | 40-90 | 0:11:38        | 1621810.097          | 48.2             | 71.4             | 62.1            | 56.6            |
| 351   | 2/16/2010 | 11:34:16 | 59       | A    | 40-90 | 0:11:40        | 794328.2347          | 48.2             | 71.4             | 62.1            | 56.6            |
| 352   | 2/16/2010 | 11:34:18 | 56.8     | A    | 40-90 | 0:11:42        | 478630.0923          | 48.2             | 71.4             | 62.1            | 56.6            |
| 353   | 2/16/2010 | 11:34:20 | 60.4     | A    | 40-90 | 0:11:44        | 1096478.196          | 48.2             | 71.4             | 62.1            | 56.6            |
| 354   | 2/16/2010 | 11:34:22 | 55.5     | A    | 40-90 | 0:11:46        | 354813.3892          | 48.2             | 71.4             | 62.1            | 56.6            |
| 355   | 2/16/2010 | 11:34:24 | 54.1     | A    | 40-90 | 0:11:48        | 257039.5783          | 48.2             | 71.4             | 62.1            | 56.6            |
| 356   | 2/16/2010 | 11:34:26 | 61.6     | A    | 40-90 | 0:11:50        | 1445439.771          | 48.2             | 71.4             | 62.1            | 56.6            |
| 357   | 2/16/2010 | 11:34:28 | 55.6     | A    | 40-90 | 0:11:52        | 363078.0548          | 48.2             | 71.4             | 62.1            | 56.6            |
| 358   | 2/16/2010 | 11:34:30 | 52.8     | A    | 40-90 | 0:11:54        | 190546.0718          | 48.2             | 71.4             | 62.1            | 56.6            |
| 359   | 2/16/2010 | 11:34:32 | 61.8     | A    | 40-90 | 0:11:56        | 1513561.248          | 48.2             | 71.4             | 62.1            | 56.6            |
| 360   | 2/16/2010 | 11:34:34 | 56.2     | A    | 40-90 | 0:11:58        | 416869.3835          | 48.2             | 71.4             | 62.1            | 56.6            |
| 361   | 2/16/2010 | 11:34:36 | 52.8     | A    | 40-90 | 0:12:00        | 190546.0718          | 48.2             | 71.4             | 62.1            | 56.6            |
| 362   | 2/16/2010 | 11:34:38 | 61.6     | A    | 40-90 | 0:12:02        | 1445439.771          | 48.2             | 71.4             | 62.1            | 56.6            |
| 363   | 2/16/2010 | 11:34:40 | 58.6     | A    | 40-90 | 0:12:04        | 724435.9601          | 48.2             | 71.4             | 62.1            | 56.6            |
| 364   | 2/16/2010 | 11:34:42 | 57.3     | A    | 40-90 | 0:12:06        | 537031.7964          | 48.2             | 71.4             | 62.1            | 56.6            |
| 365   | 2/16/2010 | 11:34:44 | 61.1     | A    | 40-90 | 0:12:08        | 1288249.552          | 48.2             | 71.4             | 62.1            | 56.6            |
| 366   | 2/16/2010 | 11:34:46 | 57.8     | A    | 40-90 | 0:12:10        | 602559.5861          | 48.2             | 71.4             | 62.1            | 56.6            |
| 367   | 2/16/2010 | 11:34:48 | 55.4     | A    | 40-90 | 0:12:12        | 346736.8505          | 48.2             | 71.4             | 62.1            | 56.6            |
| 368   | 2/16/2010 | 11:34:50 | 53.6     | A    | 40-90 | 0:12:14        | 229086.7653          | 48.2             | 71.4             | 62.1            | 56.6            |
| 369   | 2/16/2010 | 11:34:52 | 59.9     | A    | 40-90 | 0:12:16        | 977237.221           | 48.2             | 71.4             | 62.1            | 56.6            |
| 370   | 2/16/2010 | 11:34:54 | 55.5     | A    | 40-90 | 0:12:18        | 354813.3892          | 48.2             | 71.4             | 62.1            | 56.6            |
| 371   | 2/16/2010 | 11:34:56 | 57.5     | A    | 40-90 | 0:12:20        | 562341.3252          | 48.2             | 71.4             | 62.1            | 56.6            |
| 372   | 2/16/2010 | 11:34:58 | 60.1     | A    | 40-90 | 0:12:22        | 1023292.992          | 48.2             | 71.4             | 62.1            | 56.6            |

## Receiver 7- Day

| Point | Date      | Time     | Pressure | Unit | Scale | Acumulate Time | 10 <sup>^(1*A)</sup> | L <sub>min</sub> | L <sub>max</sub> | L <sub>10</sub> | L <sub>eq</sub> |
|-------|-----------|----------|----------|------|-------|----------------|----------------------|------------------|------------------|-----------------|-----------------|
| 373   | 2/16/2010 | 11:35:00 | 58.5     | A    | 40-90 | 0:12:24        | 707945.7844          | 48.2             | 71.4             | 62.1            | 56.6            |
| 374   | 2/16/2010 | 11:35:02 | 58.3     | A    | 40-90 | 0:12:26        | 676082.9754          | 48.2             | 71.4             | 62.1            | 56.6            |
| 375   | 2/16/2010 | 11:35:04 | 60.9     | A    | 40-90 | 0:12:28        | 1230268.771          | 48.2             | 71.4             | 62.1            | 56.6            |
| 376   | 2/16/2010 | 11:35:06 | 61.6     | A    | 40-90 | 0:12:30        | 1445439.771          | 48.2             | 71.4             | 62.1            | 56.6            |
| 377   | 2/16/2010 | 11:35:08 | 58.6     | A    | 40-90 | 0:12:32        | 724435.9601          | 48.2             | 71.4             | 62.1            | 56.6            |
| 378   | 2/16/2010 | 11:35:10 | 60.4     | A    | 40-90 | 0:12:34        | 1096478.196          | 48.2             | 71.4             | 62.1            | 56.6            |
| 379   | 2/16/2010 | 11:35:12 | 60.7     | A    | 40-90 | 0:12:36        | 1174897.555          | 48.2             | 71.4             | 62.1            | 56.6            |
| 380   | 2/16/2010 | 11:35:14 | 58.4     | A    | 40-90 | 0:12:38        | 691830.9709          | 48.2             | 71.4             | 62.1            | 56.6            |
| 381   | 2/16/2010 | 11:35:16 | 56.4     | A    | 40-90 | 0:12:40        | 436515.8322          | 48.2             | 71.4             | 62.1            | 56.6            |
| 382   | 2/16/2010 | 11:35:18 | 55.1     | A    | 40-90 | 0:12:42        | 323593.6569          | 48.2             | 71.4             | 62.1            | 56.6            |
| 383   | 2/16/2010 | 11:35:20 | 59.3     | A    | 40-90 | 0:12:44        | 851138.0382          | 48.2             | 71.4             | 62.1            | 56.6            |
| 384   | 2/16/2010 | 11:35:22 | 58.2     | A    | 40-90 | 0:12:46        | 660693.448           | 48.2             | 71.4             | 62.1            | 56.6            |
| 385   | 2/16/2010 | 11:35:24 | 52.9     | A    | 40-90 | 0:12:48        | 194984.46            | 48.2             | 71.4             | 62.1            | 56.6            |
| 386   | 2/16/2010 | 11:35:26 | 53.4     | A    | 40-90 | 0:12:50        | 218776.1624          | 48.2             | 71.4             | 62.1            | 56.6            |
| 387   | 2/16/2010 | 11:35:28 | 55.2     | A    | 40-90 | 0:12:52        | 331131.1215          | 48.2             | 71.4             | 62.1            | 56.6            |
| 388   | 2/16/2010 | 11:35:30 | 58.1     | A    | 40-90 | 0:12:54        | 645654.229           | 48.2             | 71.4             | 62.1            | 56.6            |
| 389   | 2/16/2010 | 11:35:32 | 56.8     | A    | 40-90 | 0:12:56        | 478630.0923          | 48.2             | 71.4             | 62.1            | 56.6            |
| 390   | 2/16/2010 | 11:35:34 | 56.8     | A    | 40-90 | 0:12:58        | 478630.0923          | 48.2             | 71.4             | 62.1            | 56.6            |
| 391   | 2/16/2010 | 11:35:36 | 61.2     | A    | 40-90 | 0:13:00        | 1318256.739          | 48.2             | 71.4             | 62.1            | 56.6            |
| 392   | 2/16/2010 | 11:35:38 | 57.4     | A    | 40-90 | 0:13:02        | 549540.8739          | 48.2             | 71.4             | 62.1            | 56.6            |
| 393   | 2/16/2010 | 11:35:40 | 55.8     | A    | 40-90 | 0:13:04        | 380189.3963          | 48.2             | 71.4             | 62.1            | 56.6            |
| 394   | 2/16/2010 | 11:35:42 | 55.5     | A    | 40-90 | 0:13:06        | 354813.3892          | 48.2             | 71.4             | 62.1            | 56.6            |
| 395   | 2/16/2010 | 11:35:44 | 59.6     | A    | 40-90 | 0:13:08        | 912010.8394          | 48.2             | 71.4             | 62.1            | 56.6            |
| 396   | 2/16/2010 | 11:35:46 | 57.1     | A    | 40-90 | 0:13:10        | 512861.384           | 48.2             | 71.4             | 62.1            | 56.6            |
| 397   | 2/16/2010 | 11:35:48 | 51.2     | A    | 40-90 | 0:13:12        | 131825.6739          | 48.2             | 71.4             | 62.1            | 56.6            |
| 398   | 2/16/2010 | 11:35:50 | 51.5     | A    | 40-90 | 0:13:14        | 141253.7545          | 48.2             | 71.4             | 62.1            | 56.6            |
| 399   | 2/16/2010 | 11:35:52 | 52.7     | A    | 40-90 | 0:13:16        | 186208.7137          | 48.2             | 71.4             | 62.1            | 56.6            |
| 400   | 2/16/2010 | 11:35:54 | 55       | A    | 40-90 | 0:13:18        | 316227.766           | 48.2             | 71.4             | 62.1            | 56.6            |
| 401   | 2/16/2010 | 11:35:56 | 61.1     | A    | 40-90 | 0:13:20        | 1288249.552          | 48.2             | 71.4             | 62.1            | 56.6            |
| 402   | 2/16/2010 | 11:35:58 | 54.1     | A    | 40-90 | 0:13:22        | 257039.5783          | 48.2             | 71.4             | 62.1            | 56.6            |
| 403   | 2/16/2010 | 11:36:00 | 54       | A    | 40-90 | 0:13:24        | 251188.6432          | 48.2             | 71.4             | 62.1            | 56.6            |

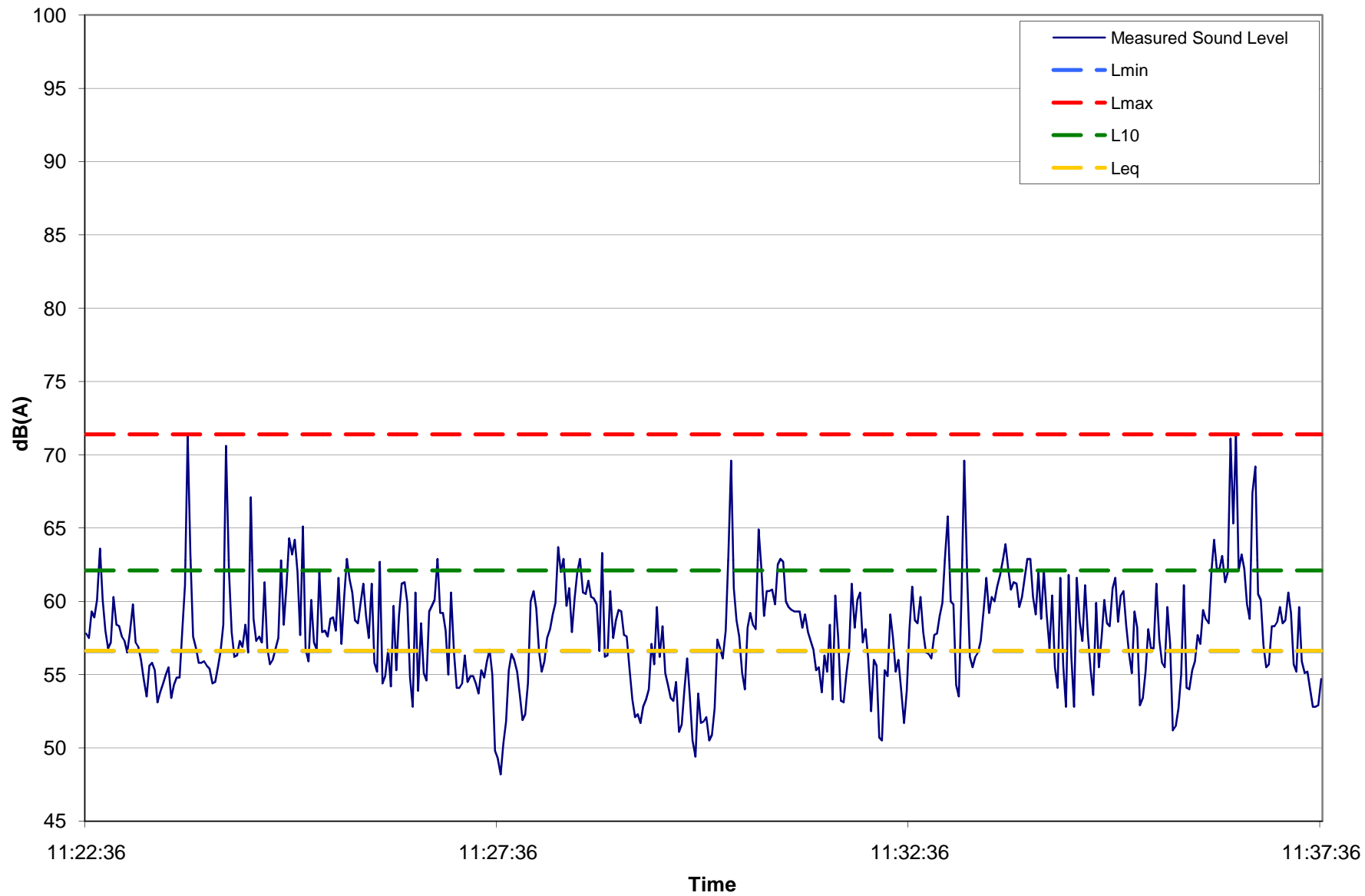
## Receiver 7- Day

| Point | Date      | Time     | Pressure | Unit | Scale | Acumulate Time | 10 <sup>^(1*A)</sup> | L <sub>min</sub> | L <sub>max</sub> | L <sub>10</sub> | L <sub>eq</sub> |
|-------|-----------|----------|----------|------|-------|----------------|----------------------|------------------|------------------|-----------------|-----------------|
| 404   | 2/16/2010 | 11:36:02 | 55.3     | A    | 40-90 | 0:13:26        | 338844.1561          | 48.2             | 71.4             | 62.1            | 56.6            |
| 405   | 2/16/2010 | 11:36:04 | 55.9     | A    | 40-90 | 0:13:28        | 389045.145           | 48.2             | 71.4             | 62.1            | 56.6            |
| 406   | 2/16/2010 | 11:36:06 | 57.7     | A    | 40-90 | 0:13:30        | 588843.6554          | 48.2             | 71.4             | 62.1            | 56.6            |
| 407   | 2/16/2010 | 11:36:08 | 57.1     | A    | 40-90 | 0:13:32        | 512861.384           | 48.2             | 71.4             | 62.1            | 56.6            |
| 408   | 2/16/2010 | 11:36:10 | 59.4     | A    | 40-90 | 0:13:34        | 870963.59            | 48.2             | 71.4             | 62.1            | 56.6            |
| 409   | 2/16/2010 | 11:36:12 | 58.8     | A    | 40-90 | 0:13:36        | 758577.575           | 48.2             | 71.4             | 62.1            | 56.6            |
| 410   | 2/16/2010 | 11:36:14 | 58.5     | A    | 40-90 | 0:13:38        | 707945.7844          | 48.2             | 71.4             | 62.1            | 56.6            |
| 411   | 2/16/2010 | 11:36:16 | 62       | A    | 40-90 | 0:13:40        | 1584893.192          | 48.2             | 71.4             | 62.1            | 56.6            |
| 412   | 2/16/2010 | 11:36:18 | 64.2     | A    | 40-90 | 0:13:42        | 2630267.992          | 48.2             | 71.4             | 62.1            | 56.6            |
| 413   | 2/16/2010 | 11:36:20 | 62.2     | A    | 40-90 | 0:13:44        | 1659586.907          | 48.2             | 71.4             | 62.1            | 56.6            |
| 414   | 2/16/2010 | 11:36:22 | 62.2     | A    | 40-90 | 0:13:46        | 1659586.907          | 48.2             | 71.4             | 62.1            | 56.6            |
| 415   | 2/16/2010 | 11:36:24 | 63.1     | A    | 40-90 | 0:13:48        | 2041737.945          | 48.2             | 71.4             | 62.1            | 56.6            |
| 416   | 2/16/2010 | 11:36:26 | 61.3     | A    | 40-90 | 0:13:50        | 1348962.883          | 48.2             | 71.4             | 62.1            | 56.6            |
| 417   | 2/16/2010 | 11:36:28 | 62       | A    | 40-90 | 0:13:52        | 1584893.192          | 48.2             | 71.4             | 62.1            | 56.6            |
| 418   | 2/16/2010 | 11:36:30 | 71.1     | A    | 40-90 | 0:13:54        | 12882495.52          | 48.2             | 71.4             | 62.1            | 56.6            |
| 419   | 2/16/2010 | 11:36:32 | 65.3     | A    | 40-90 | 0:13:56        | 3388441.561          | 48.2             | 71.4             | 62.1            | 56.6            |
| 420   | 2/16/2010 | 11:36:34 | 71.4     | A    | 40-90 | 0:13:58        | 13803842.65          | 48.2             | 71.4             | 62.1            | 56.6            |
| 421   | 2/16/2010 | 11:36:36 | 62.1     | A    | 40-90 | 0:14:00        | 1621810.097          | 48.2             | 71.4             | 62.1            | 56.6            |
| 422   | 2/16/2010 | 11:36:38 | 63.2     | A    | 40-90 | 0:14:02        | 2089296.131          | 48.2             | 71.4             | 62.1            | 56.6            |
| 423   | 2/16/2010 | 11:36:40 | 62.2     | A    | 40-90 | 0:14:04        | 1659586.907          | 48.2             | 71.4             | 62.1            | 56.6            |
| 424   | 2/16/2010 | 11:36:42 | 59.8     | A    | 40-90 | 0:14:06        | 954992.586           | 48.2             | 71.4             | 62.1            | 56.6            |
| 425   | 2/16/2010 | 11:36:44 | 58.8     | A    | 40-90 | 0:14:08        | 758577.575           | 48.2             | 71.4             | 62.1            | 56.6            |
| 426   | 2/16/2010 | 11:36:46 | 67.4     | A    | 40-90 | 0:14:10        | 5495408.739          | 48.2             | 71.4             | 62.1            | 56.6            |
| 427   | 2/16/2010 | 11:36:48 | 69.2     | A    | 40-90 | 0:14:12        | 8317637.711          | 48.2             | 71.4             | 62.1            | 56.6            |
| 428   | 2/16/2010 | 11:36:50 | 60.5     | A    | 40-90 | 0:14:14        | 1122018.454          | 48.2             | 71.4             | 62.1            | 56.6            |
| 429   | 2/16/2010 | 11:36:52 | 60.1     | A    | 40-90 | 0:14:16        | 1023292.992          | 48.2             | 71.4             | 62.1            | 56.6            |
| 430   | 2/16/2010 | 11:36:54 | 57       | A    | 40-90 | 0:14:18        | 501187.2336          | 48.2             | 71.4             | 62.1            | 56.6            |
| 431   | 2/16/2010 | 11:36:56 | 55.5     | A    | 40-90 | 0:14:20        | 354813.3892          | 48.2             | 71.4             | 62.1            | 56.6            |
| 432   | 2/16/2010 | 11:36:58 | 55.7     | A    | 40-90 | 0:14:22        | 371535.2291          | 48.2             | 71.4             | 62.1            | 56.6            |
| 433   | 2/16/2010 | 11:37:00 | 58.3     | A    | 40-90 | 0:14:24        | 676082.9754          | 48.2             | 71.4             | 62.1            | 56.6            |
| 434   | 2/16/2010 | 11:37:02 | 58.3     | A    | 40-90 | 0:14:26        | 676082.9754          | 48.2             | 71.4             | 62.1            | 56.6            |

Receiver 7- Day

| Point | Date      | Time     | Pressure | Unit | Scale | Acumulate Time | 10^(.1*A)   | L <sub>min</sub> | L <sub>max</sub> | L <sub>10</sub> | L <sub>eq</sub> |
|-------|-----------|----------|----------|------|-------|----------------|-------------|------------------|------------------|-----------------|-----------------|
| 435   | 2/16/2010 | 11:37:04 | 58.6     | A    | 40-90 | 0:14:28        | 724435.9601 | 48.2             | 71.4             | 62.1            | 56.6            |
| 436   | 2/16/2010 | 11:37:06 | 59.6     | A    | 40-90 | 0:14:30        | 912010.8394 | 48.2             | 71.4             | 62.1            | 56.6            |
| 437   | 2/16/2010 | 11:37:08 | 58.5     | A    | 40-90 | 0:14:32        | 707945.7844 | 48.2             | 71.4             | 62.1            | 56.6            |
| 438   | 2/16/2010 | 11:37:10 | 58.7     | A    | 40-90 | 0:14:34        | 741310.2413 | 48.2             | 71.4             | 62.1            | 56.6            |
| 439   | 2/16/2010 | 11:37:12 | 60.6     | A    | 40-90 | 0:14:36        | 1148153.621 | 48.2             | 71.4             | 62.1            | 56.6            |
| 440   | 2/16/2010 | 11:37:14 | 59.2     | A    | 40-90 | 0:14:38        | 831763.7711 | 48.2             | 71.4             | 62.1            | 56.6            |
| 441   | 2/16/2010 | 11:37:16 | 55.7     | A    | 40-90 | 0:14:40        | 371535.2291 | 48.2             | 71.4             | 62.1            | 56.6            |
| 442   | 2/16/2010 | 11:37:18 | 55.2     | A    | 40-90 | 0:14:42        | 331131.1215 | 48.2             | 71.4             | 62.1            | 56.6            |
| 443   | 2/16/2010 | 11:37:20 | 59.6     | A    | 40-90 | 0:14:44        | 912010.8394 | 48.2             | 71.4             | 62.1            | 56.6            |
| 444   | 2/16/2010 | 11:37:22 | 55.9     | A    | 40-90 | 0:14:46        | 389045.145  | 48.2             | 71.4             | 62.1            | 56.6            |
| 445   | 2/16/2010 | 11:37:24 | 55.1     | A    | 40-90 | 0:14:48        | 323593.6569 | 48.2             | 71.4             | 62.1            | 56.6            |
| 446   | 2/16/2010 | 11:37:26 | 55.2     | A    | 40-90 | 0:14:50        | 331131.1215 | 48.2             | 71.4             | 62.1            | 56.6            |
| 447   | 2/16/2010 | 11:37:28 | 54       | A    | 40-90 | 0:14:52        | 251188.6432 | 48.2             | 71.4             | 62.1            | 56.6            |
| 448   | 2/16/2010 | 11:37:30 | 52.8     | A    | 40-90 | 0:14:54        | 190546.0718 | 48.2             | 71.4             | 62.1            | 56.6            |
| 449   | 2/16/2010 | 11:37:32 | 52.8     | A    | 40-90 | 0:14:56        | 190546.0718 | 48.2             | 71.4             | 62.1            | 56.6            |
| 450   | 2/16/2010 | 11:37:34 | 52.9     | A    | 40-90 | 0:14:58        | 194984.46   | 48.2             | 71.4             | 62.1            | 56.6            |
| 451   | 2/16/2010 | 11:37:36 | 54.7     | A    | 40-90 | 0:15:00        | 295120.9227 | 48.2             | 71.4             | 62.1            | 56.6            |
|       |           |          |          |      |       | <b>SUM</b>     | 419996726.2 |                  |                  |                 |                 |

| Lmin | Lmax | L10  | Leq  |
|------|------|------|------|
| 48.2 | 71.4 | 62.1 | 56.6 |



## Receiver 8- Day

| Point | Date      | Time     | Pressure | Unit | Scale | Acumulate Time | 10 <sup>^(1.*A)</sup> | L <sub>min</sub> | L <sub>max</sub> | L <sub>10</sub> | L <sub>eq</sub> |
|-------|-----------|----------|----------|------|-------|----------------|-----------------------|------------------|------------------|-----------------|-----------------|
| 1     | 2/16/2010 | 12:02:40 | 59.2     | A    | 40-90 | 0:00:00        | 831763.7711           | 54.0             | 96.3             | 72.0            | 70.7            |
| 2     | 2/16/2010 | 12:02:42 | 59.2     | A    | 40-90 | 0:00:02        | 831763.7711           | 54.0             | 96.3             | 72.0            | 70.7            |
| 3     | 2/16/2010 | 12:02:44 | 60       | A    | 40-90 | 0:00:04        | 1000000               | 54.0             | 96.3             | 72.0            | 70.7            |
| 4     | 2/16/2010 | 12:02:46 | 59.5     | A    | 40-90 | 0:00:06        | 891250.9381           | 54.0             | 96.3             | 72.0            | 70.7            |
| 5     | 2/16/2010 | 12:02:48 | 58.9     | A    | 40-90 | 0:00:08        | 776247.1166           | 54.0             | 96.3             | 72.0            | 70.7            |
| 6     | 2/16/2010 | 12:02:50 | 58.1     | A    | 40-90 | 0:00:10        | 645654.229            | 54.0             | 96.3             | 72.0            | 70.7            |
| 7     | 2/16/2010 | 12:02:52 | 57.7     | A    | 40-90 | 0:00:12        | 588843.6554           | 54.0             | 96.3             | 72.0            | 70.7            |
| 8     | 2/16/2010 | 12:02:54 | 57.6     | A    | 40-90 | 0:00:14        | 575439.9373           | 54.0             | 96.3             | 72.0            | 70.7            |
| 9     | 2/16/2010 | 12:02:56 | 62.2     | A    | 40-90 | 0:00:16        | 1659586.907           | 54.0             | 96.3             | 72.0            | 70.7            |
| 10    | 2/16/2010 | 12:02:58 | 65.7     | A    | 40-90 | 0:00:18        | 3715352.291           | 54.0             | 96.3             | 72.0            | 70.7            |
| 11    | 2/16/2010 | 12:03:00 | 62.2     | A    | 40-90 | 0:00:20        | 1659586.907           | 54.0             | 96.3             | 72.0            | 70.7            |
| 12    | 2/16/2010 | 12:03:02 | 57.3     | A    | 40-90 | 0:00:22        | 537031.7964           | 54.0             | 96.3             | 72.0            | 70.7            |
| 13    | 2/16/2010 | 12:03:04 | 56.2     | A    | 40-90 | 0:00:24        | 416869.3835           | 54.0             | 96.3             | 72.0            | 70.7            |
| 14    | 2/16/2010 | 12:03:06 | 63.7     | A    | 40-90 | 0:00:26        | 2344228.815           | 54.0             | 96.3             | 72.0            | 70.7            |
| 15    | 2/16/2010 | 12:03:08 | 65.8     | A    | 40-90 | 0:00:28        | 3801893.963           | 54.0             | 96.3             | 72.0            | 70.7            |
| 16    | 2/16/2010 | 12:03:10 | 66.7     | A    | 40-90 | 0:00:30        | 4677351.413           | 54.0             | 96.3             | 72.0            | 70.7            |
| 17    | 2/16/2010 | 12:03:12 | 60.9     | A    | 40-90 | 0:00:32        | 1230268.771           | 54.0             | 96.3             | 72.0            | 70.7            |
| 18    | 2/16/2010 | 12:03:14 | 55.8     | A    | 40-90 | 0:00:34        | 380189.3963           | 54.0             | 96.3             | 72.0            | 70.7            |
| 19    | 2/16/2010 | 12:03:16 | 55.1     | A    | 40-90 | 0:00:36        | 323593.6569           | 54.0             | 96.3             | 72.0            | 70.7            |
| 20    | 2/16/2010 | 12:03:18 | 56.1     | A    | 40-90 | 0:00:38        | 407380.2778           | 54.0             | 96.3             | 72.0            | 70.7            |
| 21    | 2/16/2010 | 12:03:20 | 56.6     | A    | 40-90 | 0:00:40        | 457088.1896           | 54.0             | 96.3             | 72.0            | 70.7            |
| 22    | 2/16/2010 | 12:03:22 | 59       | A    | 40-90 | 0:00:42        | 794328.2347           | 54.0             | 96.3             | 72.0            | 70.7            |
| 23    | 2/16/2010 | 12:03:24 | 59.1     | A    | 40-90 | 0:00:44        | 812830.5162           | 54.0             | 96.3             | 72.0            | 70.7            |
| 24    | 2/16/2010 | 12:03:26 | 57.9     | A    | 40-90 | 0:00:46        | 616595.0019           | 54.0             | 96.3             | 72.0            | 70.7            |
| 25    | 2/16/2010 | 12:03:28 | 55.5     | A    | 40-90 | 0:00:48        | 354813.3892           | 54.0             | 96.3             | 72.0            | 70.7            |
| 26    | 2/16/2010 | 12:03:30 | 55       | A    | 40-90 | 0:00:50        | 316227.766            | 54.0             | 96.3             | 72.0            | 70.7            |
| 27    | 2/16/2010 | 12:03:32 | 54       | A    | 40-90 | 0:00:52        | 251188.6432           | 54.0             | 96.3             | 72.0            | 70.7            |
| 28    | 2/16/2010 | 12:03:34 | 54.4     | A    | 40-90 | 0:00:54        | 275422.8703           | 54.0             | 96.3             | 72.0            | 70.7            |
| 29    | 2/16/2010 | 12:03:36 | 60       | A    | 40-90 | 0:00:56        | 1000000               | 54.0             | 96.3             | 72.0            | 70.7            |
| 30    | 2/16/2010 | 12:03:38 | 64.9     | A    | 40-90 | 0:00:58        | 3090295.433           | 54.0             | 96.3             | 72.0            | 70.7            |
| 31    | 2/16/2010 | 12:03:40 | 64.6     | A    | 40-90 | 0:01:00        | 2884031.503           | 54.0             | 96.3             | 72.0            | 70.7            |

## Receiver 8- Day

| Point | Date      | Time     | Pressure | Unit | Scale | Acumulate Time | 10 <sup>^(1*A)</sup> | L <sub>min</sub> | L <sub>max</sub> | L <sub>10</sub> | L <sub>eq</sub> |
|-------|-----------|----------|----------|------|-------|----------------|----------------------|------------------|------------------|-----------------|-----------------|
| 32    | 2/16/2010 | 12:03:42 | 66.7     | A    | 40-90 | 0:01:02        | 4677351.413          | 54.0             | 96.3             | 72.0            | 70.7            |
| 33    | 2/16/2010 | 12:03:44 | 64       | A    | 40-90 | 0:01:04        | 2511886.432          | 54.0             | 96.3             | 72.0            | 70.7            |
| 34    | 2/16/2010 | 12:03:46 | 59.6     | A    | 40-90 | 0:01:06        | 912010.8394          | 54.0             | 96.3             | 72.0            | 70.7            |
| 35    | 2/16/2010 | 12:03:48 | 59       | A    | 40-90 | 0:01:08        | 794328.2347          | 54.0             | 96.3             | 72.0            | 70.7            |
| 36    | 2/16/2010 | 12:03:50 | 59.8     | A    | 40-90 | 0:01:10        | 954992.586           | 54.0             | 96.3             | 72.0            | 70.7            |
| 37    | 2/16/2010 | 12:03:52 | 60.3     | A    | 40-90 | 0:01:12        | 1071519.305          | 54.0             | 96.3             | 72.0            | 70.7            |
| 38    | 2/16/2010 | 12:03:54 | 63.6     | A    | 40-90 | 0:01:14        | 2290867.653          | 54.0             | 96.3             | 72.0            | 70.7            |
| 39    | 2/16/2010 | 12:03:56 | 59.2     | A    | 40-90 | 0:01:16        | 831763.7711          | 54.0             | 96.3             | 72.0            | 70.7            |
| 40    | 2/16/2010 | 12:03:58 | 57.7     | A    | 40-90 | 0:01:18        | 588843.6554          | 54.0             | 96.3             | 72.0            | 70.7            |
| 41    | 2/16/2010 | 12:04:00 | 54.8     | A    | 40-90 | 0:01:20        | 301995.172           | 54.0             | 96.3             | 72.0            | 70.7            |
| 42    | 2/16/2010 | 12:04:02 | 65.1     | A    | 40-90 | 0:01:22        | 3235936.569          | 54.0             | 96.3             | 72.0            | 70.7            |
| 43    | 2/16/2010 | 12:04:04 | 69.4     | A    | 40-90 | 0:01:24        | 8709635.9            | 54.0             | 96.3             | 72.0            | 70.7            |
| 44    | 2/16/2010 | 12:04:06 | 64.2     | A    | 40-90 | 0:01:26        | 2630267.992          | 54.0             | 96.3             | 72.0            | 70.7            |
| 45    | 2/16/2010 | 12:04:08 | 66.3     | A    | 40-90 | 0:01:28        | 4265795.188          | 54.0             | 96.3             | 72.0            | 70.7            |
| 46    | 2/16/2010 | 12:04:10 | 66.4     | A    | 40-90 | 0:01:30        | 4365158.322          | 54.0             | 96.3             | 72.0            | 70.7            |
| 47    | 2/16/2010 | 12:04:12 | 67.2     | A    | 40-90 | 0:01:32        | 5248074.602          | 54.0             | 96.3             | 72.0            | 70.7            |
| 48    | 2/16/2010 | 12:04:14 | 67.5     | A    | 40-90 | 0:01:34        | 5623413.252          | 54.0             | 96.3             | 72.0            | 70.7            |
| 49    | 2/16/2010 | 12:04:16 | 68       | A    | 40-90 | 0:01:36        | 6309573.445          | 54.0             | 96.3             | 72.0            | 70.7            |
| 50    | 2/16/2010 | 12:04:18 | 68.3     | A    | 40-90 | 0:01:38        | 6760829.754          | 54.0             | 96.3             | 72.0            | 70.7            |
| 51    | 2/16/2010 | 12:04:20 | 69.7     | A    | 40-90 | 0:01:40        | 9332543.008          | 54.0             | 96.3             | 72.0            | 70.7            |
| 52    | 2/16/2010 | 12:04:22 | 67.8     | A    | 40-90 | 0:01:42        | 6025595.861          | 54.0             | 96.3             | 72.0            | 70.7            |
| 53    | 2/16/2010 | 12:04:24 | 66.4     | A    | 40-90 | 0:01:44        | 4365158.322          | 54.0             | 96.3             | 72.0            | 70.7            |
| 54    | 2/16/2010 | 12:04:26 | 64.3     | A    | 40-90 | 0:01:46        | 2691534.804          | 54.0             | 96.3             | 72.0            | 70.7            |
| 55    | 2/16/2010 | 12:04:28 | 63.4     | A    | 40-90 | 0:01:48        | 2187761.624          | 54.0             | 96.3             | 72.0            | 70.7            |
| 56    | 2/16/2010 | 12:04:30 | 66.7     | A    | 40-90 | 0:01:50        | 4677351.413          | 54.0             | 96.3             | 72.0            | 70.7            |
| 57    | 2/16/2010 | 12:04:32 | 66.3     | A    | 40-90 | 0:01:52        | 4265795.188          | 54.0             | 96.3             | 72.0            | 70.7            |
| 58    | 2/16/2010 | 12:04:34 | 67.4     | A    | 40-90 | 0:01:54        | 5495408.739          | 54.0             | 96.3             | 72.0            | 70.7            |
| 59    | 2/16/2010 | 12:04:36 | 69.9     | A    | 40-90 | 0:01:56        | 9772372.21           | 54.0             | 96.3             | 72.0            | 70.7            |
| 60    | 2/16/2010 | 12:04:38 | 67.6     | A    | 40-90 | 0:01:58        | 5754399.373          | 54.0             | 96.3             | 72.0            | 70.7            |
| 61    | 2/16/2010 | 12:04:40 | 71.3     | A    | 40-90 | 0:02:00        | 13489628.83          | 54.0             | 96.3             | 72.0            | 70.7            |
| 62    | 2/16/2010 | 12:04:42 | 64.2     | A    | 40-90 | 0:02:02        | 2630267.992          | 54.0             | 96.3             | 72.0            | 70.7            |



## Receiver 8- Day

| Point | Date      | Time     | Pressure | Unit | Scale | Acumulate Time | 10 <sup>^(1*A)</sup> | L <sub>min</sub> | L <sub>max</sub> | L <sub>10</sub> | L <sub>eq</sub> |
|-------|-----------|----------|----------|------|-------|----------------|----------------------|------------------|------------------|-----------------|-----------------|
| 63    | 2/16/2010 | 12:04:44 | 64.5     | A    | 40-90 | 0:02:04        | 2818382.931          | 54.0             | 96.3             | 72.0            | 70.7            |
| 64    | 2/16/2010 | 12:04:46 | 66.2     | A    | 40-90 | 0:02:06        | 4168693.835          | 54.0             | 96.3             | 72.0            | 70.7            |
| 65    | 2/16/2010 | 12:04:48 | 62       | A    | 40-90 | 0:02:08        | 1584893.192          | 54.0             | 96.3             | 72.0            | 70.7            |
| 66    | 2/16/2010 | 12:04:50 | 64.8     | A    | 40-90 | 0:02:10        | 3019951.72           | 54.0             | 96.3             | 72.0            | 70.7            |
| 67    | 2/16/2010 | 12:04:52 | 69.4     | A    | 40-90 | 0:02:12        | 8709635.9            | 54.0             | 96.3             | 72.0            | 70.7            |
| 68    | 2/16/2010 | 12:04:54 | 68.8     | A    | 40-90 | 0:02:14        | 7585775.75           | 54.0             | 96.3             | 72.0            | 70.7            |
| 69    | 2/16/2010 | 12:04:56 | 70.9     | A    | 40-90 | 0:02:16        | 12302687.71          | 54.0             | 96.3             | 72.0            | 70.7            |
| 70    | 2/16/2010 | 12:04:58 | 68.9     | A    | 40-90 | 0:02:18        | 7762471.166          | 54.0             | 96.3             | 72.0            | 70.7            |
| 71    | 2/16/2010 | 12:05:00 | 66.3     | A    | 40-90 | 0:02:20        | 4265795.188          | 54.0             | 96.3             | 72.0            | 70.7            |
| 72    | 2/16/2010 | 12:05:02 | 66.4     | A    | 40-90 | 0:02:22        | 4365158.322          | 54.0             | 96.3             | 72.0            | 70.7            |
| 73    | 2/16/2010 | 12:05:04 | 63.5     | A    | 40-90 | 0:02:24        | 2238721.139          | 54.0             | 96.3             | 72.0            | 70.7            |
| 74    | 2/16/2010 | 12:05:06 | 61.7     | A    | 40-90 | 0:02:26        | 1479108.388          | 54.0             | 96.3             | 72.0            | 70.7            |
| 75    | 2/16/2010 | 12:05:08 | 67.2     | A    | 40-90 | 0:02:28        | 5248074.602          | 54.0             | 96.3             | 72.0            | 70.7            |
| 76    | 2/16/2010 | 12:05:10 | 68.1     | A    | 40-90 | 0:02:30        | 6456542.29           | 54.0             | 96.3             | 72.0            | 70.7            |
| 77    | 2/16/2010 | 12:05:12 | 62.9     | A    | 40-90 | 0:02:32        | 1949844.6            | 54.0             | 96.3             | 72.0            | 70.7            |
| 78    | 2/16/2010 | 12:05:14 | 63       | A    | 40-90 | 0:02:34        | 1995262.315          | 54.0             | 96.3             | 72.0            | 70.7            |
| 79    | 2/16/2010 | 12:05:16 | 69.6     | A    | 40-90 | 0:02:36        | 9120108.394          | 54.0             | 96.3             | 72.0            | 70.7            |
| 80    | 2/16/2010 | 12:05:18 | 68.8     | A    | 40-90 | 0:02:38        | 7585775.75           | 54.0             | 96.3             | 72.0            | 70.7            |
| 81    | 2/16/2010 | 12:05:20 | 66.9     | A    | 40-90 | 0:02:40        | 4897788.194          | 54.0             | 96.3             | 72.0            | 70.7            |
| 82    | 2/16/2010 | 12:05:22 | 66.5     | A    | 40-90 | 0:02:42        | 4466835.922          | 54.0             | 96.3             | 72.0            | 70.7            |
| 83    | 2/16/2010 | 12:05:24 | 66.6     | A    | 40-90 | 0:02:44        | 4570881.896          | 54.0             | 96.3             | 72.0            | 70.7            |
| 84    | 2/16/2010 | 12:05:26 | 69.1     | A    | 40-90 | 0:02:46        | 8128305.162          | 54.0             | 96.3             | 72.0            | 70.7            |
| 85    | 2/16/2010 | 12:05:28 | 59.8     | A    | 40-90 | 0:02:48        | 954992.586           | 54.0             | 96.3             | 72.0            | 70.7            |
| 86    | 2/16/2010 | 12:05:30 | 55.4     | A    | 40-90 | 0:02:50        | 346736.8505          | 54.0             | 96.3             | 72.0            | 70.7            |
| 87    | 2/16/2010 | 12:05:32 | 55.3     | A    | 40-90 | 0:02:52        | 338844.1561          | 54.0             | 96.3             | 72.0            | 70.7            |
| 88    | 2/16/2010 | 12:05:34 | 54.7     | A    | 40-90 | 0:02:54        | 295120.9227          | 54.0             | 96.3             | 72.0            | 70.7            |
| 89    | 2/16/2010 | 12:05:36 | 60.3     | A    | 40-90 | 0:02:56        | 1071519.305          | 54.0             | 96.3             | 72.0            | 70.7            |
| 90    | 2/16/2010 | 12:05:38 | 66.3     | A    | 40-90 | 0:02:58        | 4265795.188          | 54.0             | 96.3             | 72.0            | 70.7            |
| 91    | 2/16/2010 | 12:05:40 | 59.2     | A    | 40-90 | 0:03:00        | 831763.7711          | 54.0             | 96.3             | 72.0            | 70.7            |
| 92    | 2/16/2010 | 12:05:42 | 58.3     | A    | 40-90 | 0:03:02        | 676082.9754          | 54.0             | 96.3             | 72.0            | 70.7            |
| 93    | 2/16/2010 | 12:05:44 | 66.3     | A    | 40-90 | 0:03:04        | 4265795.188          | 54.0             | 96.3             | 72.0            | 70.7            |

## Receiver 8- Day

| Point | Date      | Time     | Pressure | Unit | Scale | Acumulate Time | 10^(1*A)    | L <sub>min</sub> | L <sub>max</sub> | L <sub>10</sub> | L <sub>eq</sub> |
|-------|-----------|----------|----------|------|-------|----------------|-------------|------------------|------------------|-----------------|-----------------|
| 94    | 2/16/2010 | 12:05:46 | 57.8     | A    | 40-90 | 0:03:06        | 602559.5861 | 54.0             | 96.3             | 72.0            | 70.7            |
| 95    | 2/16/2010 | 12:05:48 | 54.7     | A    | 40-90 | 0:03:08        | 295120.9227 | 54.0             | 96.3             | 72.0            | 70.7            |
| 96    | 2/16/2010 | 12:05:50 | 54.3     | A    | 40-90 | 0:03:10        | 269153.4804 | 54.0             | 96.3             | 72.0            | 70.7            |
| 97    | 2/16/2010 | 12:05:52 | 60       | A    | 40-90 | 0:03:12        | 1000000     | 54.0             | 96.3             | 72.0            | 70.7            |
| 98    | 2/16/2010 | 12:05:54 | 66.4     | A    | 40-90 | 0:03:14        | 4365158.322 | 54.0             | 96.3             | 72.0            | 70.7            |
| 99    | 2/16/2010 | 12:05:56 | 59.1     | A    | 40-90 | 0:03:16        | 812830.5162 | 54.0             | 96.3             | 72.0            | 70.7            |
| 100   | 2/16/2010 | 12:05:58 | 55.8     | A    | 40-90 | 0:03:18        | 380189.3963 | 54.0             | 96.3             | 72.0            | 70.7            |
| 101   | 2/16/2010 | 12:06:00 | 55.5     | A    | 40-90 | 0:03:20        | 354813.3892 | 54.0             | 96.3             | 72.0            | 70.7            |
| 102   | 2/16/2010 | 12:06:02 | 55.8     | A    | 40-90 | 0:03:22        | 380189.3963 | 54.0             | 96.3             | 72.0            | 70.7            |
| 103   | 2/16/2010 | 12:06:04 | 57.8     | A    | 40-90 | 0:03:24        | 602559.5861 | 54.0             | 96.3             | 72.0            | 70.7            |
| 104   | 2/16/2010 | 12:06:06 | 63.3     | A    | 40-90 | 0:03:26        | 2137962.09  | 54.0             | 96.3             | 72.0            | 70.7            |
| 105   | 2/16/2010 | 12:06:08 | 60       | A    | 40-90 | 0:03:28        | 1000000     | 54.0             | 96.3             | 72.0            | 70.7            |
| 106   | 2/16/2010 | 12:06:10 | 60.8     | A    | 40-90 | 0:03:30        | 1202264.435 | 54.0             | 96.3             | 72.0            | 70.7            |
| 107   | 2/16/2010 | 12:06:12 | 59.3     | A    | 40-90 | 0:03:32        | 851138.0382 | 54.0             | 96.3             | 72.0            | 70.7            |
| 108   | 2/16/2010 | 12:06:14 | 59.6     | A    | 40-90 | 0:03:34        | 912010.8394 | 54.0             | 96.3             | 72.0            | 70.7            |
| 109   | 2/16/2010 | 12:06:16 | 65.7     | A    | 40-90 | 0:03:36        | 3715352.291 | 54.0             | 96.3             | 72.0            | 70.7            |
| 110   | 2/16/2010 | 12:06:18 | 66.3     | A    | 40-90 | 0:03:38        | 4265795.188 | 54.0             | 96.3             | 72.0            | 70.7            |
| 111   | 2/16/2010 | 12:06:20 | 62.7     | A    | 40-90 | 0:03:40        | 1862087.137 | 54.0             | 96.3             | 72.0            | 70.7            |
| 112   | 2/16/2010 | 12:06:22 | 66.7     | A    | 40-90 | 0:03:42        | 4677351.413 | 54.0             | 96.3             | 72.0            | 70.7            |
| 113   | 2/16/2010 | 12:06:24 | 64       | A    | 40-90 | 0:03:44        | 2511886.432 | 54.0             | 96.3             | 72.0            | 70.7            |
| 114   | 2/16/2010 | 12:06:26 | 57.1     | A    | 40-90 | 0:03:46        | 512861.384  | 54.0             | 96.3             | 72.0            | 70.7            |
| 115   | 2/16/2010 | 12:06:28 | 61       | A    | 40-90 | 0:03:48        | 1258925.412 | 54.0             | 96.3             | 72.0            | 70.7            |
| 116   | 2/16/2010 | 12:06:30 | 63.2     | A    | 40-90 | 0:03:50        | 2089296.131 | 54.0             | 96.3             | 72.0            | 70.7            |
| 117   | 2/16/2010 | 12:06:32 | 67.3     | A    | 40-90 | 0:03:52        | 5370317.964 | 54.0             | 96.3             | 72.0            | 70.7            |
| 118   | 2/16/2010 | 12:06:34 | 60.3     | A    | 40-90 | 0:03:54        | 1071519.305 | 54.0             | 96.3             | 72.0            | 70.7            |
| 119   | 2/16/2010 | 12:06:36 | 58.2     | A    | 40-90 | 0:03:56        | 660693.448  | 54.0             | 96.3             | 72.0            | 70.7            |
| 120   | 2/16/2010 | 12:06:38 | 58.2     | A    | 40-90 | 0:03:58        | 660693.448  | 54.0             | 96.3             | 72.0            | 70.7            |
| 121   | 2/16/2010 | 12:06:40 | 56.6     | A    | 40-90 | 0:04:00        | 457088.1896 | 54.0             | 96.3             | 72.0            | 70.7            |
| 122   | 2/16/2010 | 12:06:42 | 60.3     | A    | 40-90 | 0:04:02        | 1071519.305 | 54.0             | 96.3             | 72.0            | 70.7            |
| 123   | 2/16/2010 | 12:06:44 | 63.1     | A    | 40-90 | 0:04:04        | 2041737.945 | 54.0             | 96.3             | 72.0            | 70.7            |
| 124   | 2/16/2010 | 12:06:46 | 65.3     | A    | 40-90 | 0:04:06        | 3388441.561 | 54.0             | 96.3             | 72.0            | 70.7            |

## Receiver 8- Day

| Point | Date      | Time     | Pressure | Unit | Scale | Acumulate Time | 10^(.1*A)   | L <sub>min</sub> | L <sub>max</sub> | L <sub>10</sub> | L <sub>eq</sub> |
|-------|-----------|----------|----------|------|-------|----------------|-------------|------------------|------------------|-----------------|-----------------|
| 125   | 2/16/2010 | 12:06:48 | 68.7     | A    | 40-90 | 0:04:08        | 7413102.413 | 54.0             | 96.3             | 72.0            | 70.7            |
| 126   | 2/16/2010 | 12:06:50 | 68.3     | A    | 40-90 | 0:04:10        | 6760829.754 | 54.0             | 96.3             | 72.0            | 70.7            |
| 127   | 2/16/2010 | 12:06:52 | 68.2     | A    | 40-90 | 0:04:12        | 6606934.48  | 54.0             | 96.3             | 72.0            | 70.7            |
| 128   | 2/16/2010 | 12:06:54 | 68       | A    | 40-90 | 0:04:14        | 6309573.445 | 54.0             | 96.3             | 72.0            | 70.7            |
| 129   | 2/16/2010 | 12:06:56 | 68.6     | A    | 40-90 | 0:04:16        | 7244359.601 | 54.0             | 96.3             | 72.0            | 70.7            |
| 130   | 2/16/2010 | 12:06:58 | 68.6     | A    | 40-90 | 0:04:18        | 7244359.601 | 54.0             | 96.3             | 72.0            | 70.7            |
| 131   | 2/16/2010 | 12:07:00 | 68.3     | A    | 40-90 | 0:04:20        | 6760829.754 | 54.0             | 96.3             | 72.0            | 70.7            |
| 132   | 2/16/2010 | 12:07:02 | 67.8     | A    | 40-90 | 0:04:22        | 6025595.861 | 54.0             | 96.3             | 72.0            | 70.7            |
| 133   | 2/16/2010 | 12:07:04 | 66.8     | A    | 40-90 | 0:04:24        | 4786300.923 | 54.0             | 96.3             | 72.0            | 70.7            |
| 134   | 2/16/2010 | 12:07:06 | 65.8     | A    | 40-90 | 0:04:26        | 3801893.963 | 54.0             | 96.3             | 72.0            | 70.7            |
| 135   | 2/16/2010 | 12:07:08 | 63.5     | A    | 40-90 | 0:04:28        | 2238721.139 | 54.0             | 96.3             | 72.0            | 70.7            |
| 136   | 2/16/2010 | 12:07:10 | 67.2     | A    | 40-90 | 0:04:30        | 5248074.602 | 54.0             | 96.3             | 72.0            | 70.7            |
| 137   | 2/16/2010 | 12:07:12 | 64.3     | A    | 40-90 | 0:04:32        | 2691534.804 | 54.0             | 96.3             | 72.0            | 70.7            |
| 138   | 2/16/2010 | 12:07:14 | 66.9     | A    | 40-90 | 0:04:34        | 4897788.194 | 54.0             | 96.3             | 72.0            | 70.7            |
| 139   | 2/16/2010 | 12:07:16 | 59.3     | A    | 40-90 | 0:04:36        | 851138.0382 | 54.0             | 96.3             | 72.0            | 70.7            |
| 140   | 2/16/2010 | 12:07:18 | 63.5     | A    | 40-90 | 0:04:38        | 2238721.139 | 54.0             | 96.3             | 72.0            | 70.7            |
| 141   | 2/16/2010 | 12:07:20 | 64.5     | A    | 40-90 | 0:04:40        | 2818382.931 | 54.0             | 96.3             | 72.0            | 70.7            |
| 142   | 2/16/2010 | 12:07:22 | 66.5     | A    | 40-90 | 0:04:42        | 4466835.922 | 54.0             | 96.3             | 72.0            | 70.7            |
| 143   | 2/16/2010 | 12:07:24 | 63.3     | A    | 40-90 | 0:04:44        | 2137962.09  | 54.0             | 96.3             | 72.0            | 70.7            |
| 144   | 2/16/2010 | 12:07:26 | 61.4     | A    | 40-90 | 0:04:46        | 1380384.265 | 54.0             | 96.3             | 72.0            | 70.7            |
| 145   | 2/16/2010 | 12:07:28 | 65.5     | A    | 40-90 | 0:04:48        | 3548133.892 | 54.0             | 96.3             | 72.0            | 70.7            |
| 146   | 2/16/2010 | 12:07:30 | 65.5     | A    | 40-90 | 0:04:50        | 3548133.892 | 54.0             | 96.3             | 72.0            | 70.7            |
| 147   | 2/16/2010 | 12:07:32 | 64.4     | A    | 40-90 | 0:04:52        | 2754228.703 | 54.0             | 96.3             | 72.0            | 70.7            |
| 148   | 2/16/2010 | 12:07:34 | 67.9     | A    | 40-90 | 0:04:54        | 6165950.019 | 54.0             | 96.3             | 72.0            | 70.7            |
| 149   | 2/16/2010 | 12:07:36 | 69       | A    | 40-90 | 0:04:56        | 7943282.347 | 54.0             | 96.3             | 72.0            | 70.7            |
| 150   | 2/16/2010 | 12:07:38 | 68.2     | A    | 40-90 | 0:04:58        | 6606934.48  | 54.0             | 96.3             | 72.0            | 70.7            |
| 151   | 2/16/2010 | 12:07:40 | 63.3     | A    | 40-90 | 0:05:00        | 2137962.09  | 54.0             | 96.3             | 72.0            | 70.7            |
| 152   | 2/16/2010 | 12:07:42 | 63.8     | A    | 40-90 | 0:05:02        | 2398832.919 | 54.0             | 96.3             | 72.0            | 70.7            |
| 153   | 2/16/2010 | 12:07:44 | 64.4     | A    | 40-90 | 0:05:04        | 2754228.703 | 54.0             | 96.3             | 72.0            | 70.7            |
| 154   | 2/16/2010 | 12:07:46 | 64.9     | A    | 40-90 | 0:05:06        | 3090295.433 | 54.0             | 96.3             | 72.0            | 70.7            |
| 155   | 2/16/2010 | 12:07:48 | 70.1     | A    | 40-90 | 0:05:08        | 10232929.92 | 54.0             | 96.3             | 72.0            | 70.7            |

## Receiver 8- Day

| Point | Date      | Time     | Pressure | Unit | Scale | Acumulate Time | 10^(1*A)    | L <sub>min</sub> | L <sub>max</sub> | L <sub>10</sub> | L <sub>eq</sub> |
|-------|-----------|----------|----------|------|-------|----------------|-------------|------------------|------------------|-----------------|-----------------|
| 156   | 2/16/2010 | 12:07:50 | 75.6     | A    | 40-90 | 0:05:10        | 36307805.48 | 54.0             | 96.3             | 72.0            | 70.7            |
| 157   | 2/16/2010 | 12:07:52 | 70.1     | A    | 40-90 | 0:05:12        | 10232929.92 | 54.0             | 96.3             | 72.0            | 70.7            |
| 158   | 2/16/2010 | 12:07:54 | 69.3     | A    | 40-90 | 0:05:14        | 8511380.382 | 54.0             | 96.3             | 72.0            | 70.7            |
| 159   | 2/16/2010 | 12:07:56 | 66.7     | A    | 40-90 | 0:05:16        | 4677351.413 | 54.0             | 96.3             | 72.0            | 70.7            |
| 160   | 2/16/2010 | 12:07:58 | 67.9     | A    | 40-90 | 0:05:18        | 6165950.019 | 54.0             | 96.3             | 72.0            | 70.7            |
| 161   | 2/16/2010 | 12:08:00 | 76.3     | A    | 40-90 | 0:05:20        | 42657951.88 | 54.0             | 96.3             | 72.0            | 70.7            |
| 162   | 2/16/2010 | 12:08:02 | 81.2     | A    | 40-90 | 0:05:22        | 131825673.9 | 54.0             | 96.3             | 72.0            | 70.7            |
| 163   | 2/16/2010 | 12:08:04 | 80.2     | A    | 40-90 | 0:05:24        | 104712854.8 | 54.0             | 96.3             | 72.0            | 70.7            |
| 164   | 2/16/2010 | 12:08:06 | 74.3     | A    | 40-90 | 0:05:26        | 26915348.04 | 54.0             | 96.3             | 72.0            | 70.7            |
| 165   | 2/16/2010 | 12:08:08 | 66.6     | A    | 40-90 | 0:05:28        | 4570881.896 | 54.0             | 96.3             | 72.0            | 70.7            |
| 166   | 2/16/2010 | 12:08:10 | 63.1     | A    | 40-90 | 0:05:30        | 2041737.945 | 54.0             | 96.3             | 72.0            | 70.7            |
| 167   | 2/16/2010 | 12:08:12 | 63.4     | A    | 40-90 | 0:05:32        | 2187761.624 | 54.0             | 96.3             | 72.0            | 70.7            |
| 168   | 2/16/2010 | 12:08:14 | 66       | A    | 40-90 | 0:05:34        | 3981071.706 | 54.0             | 96.3             | 72.0            | 70.7            |
| 169   | 2/16/2010 | 12:08:16 | 66.4     | A    | 40-90 | 0:05:36        | 4365158.322 | 54.0             | 96.3             | 72.0            | 70.7            |
| 170   | 2/16/2010 | 12:08:18 | 66.2     | A    | 40-90 | 0:05:38        | 4168693.835 | 54.0             | 96.3             | 72.0            | 70.7            |
| 171   | 2/16/2010 | 12:08:20 | 64.9     | A    | 40-90 | 0:05:40        | 3090295.433 | 54.0             | 96.3             | 72.0            | 70.7            |
| 172   | 2/16/2010 | 12:08:22 | 68.1     | A    | 40-90 | 0:05:42        | 6456542.29  | 54.0             | 96.3             | 72.0            | 70.7            |
| 173   | 2/16/2010 | 12:08:24 | 75       | A    | 40-90 | 0:05:44        | 31622776.6  | 54.0             | 96.3             | 72.0            | 70.7            |
| 174   | 2/16/2010 | 12:08:26 | 77       | A    | 40-90 | 0:05:46        | 50118723.36 | 54.0             | 96.3             | 72.0            | 70.7            |
| 175   | 2/16/2010 | 12:08:28 | 72.9     | A    | 40-90 | 0:05:48        | 19498446    | 54.0             | 96.3             | 72.0            | 70.7            |
| 176   | 2/16/2010 | 12:08:30 | 69.9     | A    | 40-90 | 0:05:50        | 9772372.21  | 54.0             | 96.3             | 72.0            | 70.7            |
| 177   | 2/16/2010 | 12:08:32 | 68.1     | A    | 40-90 | 0:05:52        | 6456542.29  | 54.0             | 96.3             | 72.0            | 70.7            |
| 178   | 2/16/2010 | 12:08:34 | 67.9     | A    | 40-90 | 0:05:54        | 6165950.019 | 54.0             | 96.3             | 72.0            | 70.7            |
| 179   | 2/16/2010 | 12:08:36 | 68.2     | A    | 40-90 | 0:05:56        | 6606934.48  | 54.0             | 96.3             | 72.0            | 70.7            |
| 180   | 2/16/2010 | 12:08:38 | 68.2     | A    | 40-90 | 0:05:58        | 6606934.48  | 54.0             | 96.3             | 72.0            | 70.7            |
| 181   | 2/16/2010 | 12:08:40 | 68.1     | A    | 40-90 | 0:06:00        | 6456542.29  | 54.0             | 96.3             | 72.0            | 70.7            |
| 182   | 2/16/2010 | 12:08:42 | 68       | A    | 40-90 | 0:06:02        | 6309573.445 | 54.0             | 96.3             | 72.0            | 70.7            |
| 183   | 2/16/2010 | 12:08:44 | 68.1     | A    | 40-90 | 0:06:04        | 6456542.29  | 54.0             | 96.3             | 72.0            | 70.7            |
| 184   | 2/16/2010 | 12:08:46 | 68.4     | A    | 40-90 | 0:06:06        | 6918309.709 | 54.0             | 96.3             | 72.0            | 70.7            |
| 185   | 2/16/2010 | 12:08:48 | 68.3     | A    | 40-90 | 0:06:08        | 6760829.754 | 54.0             | 96.3             | 72.0            | 70.7            |
| 186   | 2/16/2010 | 12:08:50 | 70       | A    | 40-90 | 0:06:10        | 10000000    | 54.0             | 96.3             | 72.0            | 70.7            |

## Receiver 8- Day

| Point | Date      | Time     | Pressure | Unit | Scale | Acumulate Time | 10 <sup>^(1*A)</sup> | L <sub>min</sub> | L <sub>max</sub> | L <sub>10</sub> | L <sub>eq</sub> |
|-------|-----------|----------|----------|------|-------|----------------|----------------------|------------------|------------------|-----------------|-----------------|
| 187   | 2/16/2010 | 12:08:52 | 73.5     | A    | 40-90 | 0:06:12        | 22387211.39          | 54.0             | 96.3             | 72.0            | 70.7            |
| 188   | 2/16/2010 | 12:08:54 | 70.3     | A    | 40-90 | 0:06:14        | 10715193.05          | 54.0             | 96.3             | 72.0            | 70.7            |
| 189   | 2/16/2010 | 12:08:56 | 68.2     | A    | 40-90 | 0:06:16        | 6606934.48           | 54.0             | 96.3             | 72.0            | 70.7            |
| 190   | 2/16/2010 | 12:08:58 | 68.5     | A    | 40-90 | 0:06:18        | 7079457.844          | 54.0             | 96.3             | 72.0            | 70.7            |
| 191   | 2/16/2010 | 12:09:00 | 73.2     | A    | 40-90 | 0:06:20        | 20892961.31          | 54.0             | 96.3             | 72.0            | 70.7            |
| 192   | 2/16/2010 | 12:09:02 | 71       | A    | 40-90 | 0:06:22        | 12589254.12          | 54.0             | 96.3             | 72.0            | 70.7            |
| 193   | 2/16/2010 | 12:09:04 | 72.6     | A    | 40-90 | 0:06:24        | 18197008.59          | 54.0             | 96.3             | 72.0            | 70.7            |
| 194   | 2/16/2010 | 12:09:06 | 70.2     | A    | 40-90 | 0:06:26        | 10471285.48          | 54.0             | 96.3             | 72.0            | 70.7            |
| 195   | 2/16/2010 | 12:09:08 | 70.3     | A    | 40-90 | 0:06:28        | 10715193.05          | 54.0             | 96.3             | 72.0            | 70.7            |
| 196   | 2/16/2010 | 12:09:10 | 69.4     | A    | 40-90 | 0:06:30        | 8709635.9            | 54.0             | 96.3             | 72.0            | 70.7            |
| 197   | 2/16/2010 | 12:09:12 | 68.7     | A    | 40-90 | 0:06:32        | 7413102.413          | 54.0             | 96.3             | 72.0            | 70.7            |
| 198   | 2/16/2010 | 12:09:14 | 68.1     | A    | 40-90 | 0:06:34        | 6456542.29           | 54.0             | 96.3             | 72.0            | 70.7            |
| 199   | 2/16/2010 | 12:09:16 | 67.8     | A    | 40-90 | 0:06:36        | 6025595.861          | 54.0             | 96.3             | 72.0            | 70.7            |
| 200   | 2/16/2010 | 12:09:18 | 68.2     | A    | 40-90 | 0:06:38        | 6606934.48           | 54.0             | 96.3             | 72.0            | 70.7            |
| 201   | 2/16/2010 | 12:09:20 | 67.2     | A    | 40-90 | 0:06:40        | 5248074.602          | 54.0             | 96.3             | 72.0            | 70.7            |
| 202   | 2/16/2010 | 12:09:22 | 67.5     | A    | 40-90 | 0:06:42        | 5623413.252          | 54.0             | 96.3             | 72.0            | 70.7            |
| 203   | 2/16/2010 | 12:09:24 | 67.7     | A    | 40-90 | 0:06:44        | 5888436.554          | 54.0             | 96.3             | 72.0            | 70.7            |
| 204   | 2/16/2010 | 12:09:26 | 70.1     | A    | 40-90 | 0:06:46        | 10232929.92          | 54.0             | 96.3             | 72.0            | 70.7            |
| 205   | 2/16/2010 | 12:09:28 | 67.6     | A    | 40-90 | 0:06:48        | 5754399.373          | 54.0             | 96.3             | 72.0            | 70.7            |
| 206   | 2/16/2010 | 12:09:30 | 71.1     | A    | 40-90 | 0:06:50        | 12882495.52          | 54.0             | 96.3             | 72.0            | 70.7            |
| 207   | 2/16/2010 | 12:09:32 | 67.8     | A    | 40-90 | 0:06:52        | 6025595.861          | 54.0             | 96.3             | 72.0            | 70.7            |
| 208   | 2/16/2010 | 12:09:34 | 70.5     | A    | 40-90 | 0:06:54        | 11220184.54          | 54.0             | 96.3             | 72.0            | 70.7            |
| 209   | 2/16/2010 | 12:09:36 | 68.5     | A    | 40-90 | 0:06:56        | 7079457.844          | 54.0             | 96.3             | 72.0            | 70.7            |
| 210   | 2/16/2010 | 12:09:38 | 69.6     | A    | 40-90 | 0:06:58        | 9120108.394          | 54.0             | 96.3             | 72.0            | 70.7            |
| 211   | 2/16/2010 | 12:09:40 | 69.6     | A    | 40-90 | 0:07:00        | 9120108.394          | 54.0             | 96.3             | 72.0            | 70.7            |
| 212   | 2/16/2010 | 12:09:42 | 70.2     | A    | 40-90 | 0:07:02        | 10471285.48          | 54.0             | 96.3             | 72.0            | 70.7            |
| 213   | 2/16/2010 | 12:09:44 | 72.2     | A    | 40-90 | 0:07:04        | 16595869.07          | 54.0             | 96.3             | 72.0            | 70.7            |
| 214   | 2/16/2010 | 12:09:46 | 70.3     | A    | 40-90 | 0:07:06        | 10715193.05          | 54.0             | 96.3             | 72.0            | 70.7            |
| 215   | 2/16/2010 | 12:09:48 | 69.4     | A    | 40-90 | 0:07:08        | 8709635.9            | 54.0             | 96.3             | 72.0            | 70.7            |
| 216   | 2/16/2010 | 12:09:50 | 71.7     | A    | 40-90 | 0:07:10        | 14791083.88          | 54.0             | 96.3             | 72.0            | 70.7            |
| 217   | 2/16/2010 | 12:09:52 | 72       | A    | 40-90 | 0:07:12        | 15848931.92          | 54.0             | 96.3             | 72.0            | 70.7            |

## Receiver 8- Day

| Point | Date      | Time     | Pressure | Unit | Scale | Acumulate Time | 10 <sup>^(1*A)</sup> | L <sub>min</sub> | L <sub>max</sub> | L <sub>10</sub> | L <sub>eq</sub> |
|-------|-----------|----------|----------|------|-------|----------------|----------------------|------------------|------------------|-----------------|-----------------|
| 218   | 2/16/2010 | 12:09:54 | 70.4     | A    | 40-90 | 0:07:14        | 10964781.96          | 54.0             | 96.3             | 72.0            | 70.7            |
| 219   | 2/16/2010 | 12:09:56 | 70.5     | A    | 40-90 | 0:07:16        | 11220184.54          | 54.0             | 96.3             | 72.0            | 70.7            |
| 220   | 2/16/2010 | 12:09:58 | 69.2     | A    | 40-90 | 0:07:18        | 8317637.711          | 54.0             | 96.3             | 72.0            | 70.7            |
| 221   | 2/16/2010 | 12:10:00 | 68.5     | A    | 40-90 | 0:07:20        | 7079457.844          | 54.0             | 96.3             | 72.0            | 70.7            |
| 222   | 2/16/2010 | 12:10:02 | 69       | A    | 40-90 | 0:07:22        | 7943282.347          | 54.0             | 96.3             | 72.0            | 70.7            |
| 223   | 2/16/2010 | 12:10:04 | 68.4     | A    | 40-90 | 0:07:24        | 6918309.709          | 54.0             | 96.3             | 72.0            | 70.7            |
| 224   | 2/16/2010 | 12:10:06 | 69.8     | A    | 40-90 | 0:07:26        | 9549925.86           | 54.0             | 96.3             | 72.0            | 70.7            |
| 225   | 2/16/2010 | 12:10:08 | 68.6     | A    | 40-90 | 0:07:28        | 7244359.601          | 54.0             | 96.3             | 72.0            | 70.7            |
| 226   | 2/16/2010 | 12:10:10 | 69.5     | A    | 40-90 | 0:07:30        | 8912509.381          | 54.0             | 96.3             | 72.0            | 70.7            |
| 227   | 2/16/2010 | 12:10:12 | 69.8     | A    | 40-90 | 0:07:32        | 9549925.86           | 54.0             | 96.3             | 72.0            | 70.7            |
| 228   | 2/16/2010 | 12:10:14 | 70.2     | A    | 40-90 | 0:07:34        | 10471285.48          | 54.0             | 96.3             | 72.0            | 70.7            |
| 229   | 2/16/2010 | 12:10:16 | 69.1     | A    | 40-90 | 0:07:36        | 8128305.162          | 54.0             | 96.3             | 72.0            | 70.7            |
| 230   | 2/16/2010 | 12:10:18 | 70.9     | A    | 40-90 | 0:07:38        | 12302687.71          | 54.0             | 96.3             | 72.0            | 70.7            |
| 231   | 2/16/2010 | 12:10:20 | 71.3     | A    | 40-90 | 0:07:40        | 13489628.83          | 54.0             | 96.3             | 72.0            | 70.7            |
| 232   | 2/16/2010 | 12:10:22 | 76.1     | A    | 40-90 | 0:07:42        | 40738027.78          | 54.0             | 96.3             | 72.0            | 70.7            |
| 233   | 2/16/2010 | 12:10:24 | 71.7     | A    | 40-90 | 0:07:44        | 14791083.88          | 54.0             | 96.3             | 72.0            | 70.7            |
| 234   | 2/16/2010 | 12:10:26 | 70.3     | A    | 40-90 | 0:07:46        | 10715193.05          | 54.0             | 96.3             | 72.0            | 70.7            |
| 235   | 2/16/2010 | 12:10:28 | 70.6     | A    | 40-90 | 0:07:48        | 11481536.21          | 54.0             | 96.3             | 72.0            | 70.7            |
| 236   | 2/16/2010 | 12:10:30 | 70.5     | A    | 40-90 | 0:07:50        | 11220184.54          | 54.0             | 96.3             | 72.0            | 70.7            |
| 237   | 2/16/2010 | 12:10:32 | 71.3     | A    | 40-90 | 0:07:52        | 13489628.83          | 54.0             | 96.3             | 72.0            | 70.7            |
| 238   | 2/16/2010 | 12:10:34 | 70.8     | A    | 40-90 | 0:07:54        | 12022644.35          | 54.0             | 96.3             | 72.0            | 70.7            |
| 239   | 2/16/2010 | 12:10:36 | 72       | A    | 40-90 | 0:07:56        | 15848931.92          | 54.0             | 96.3             | 72.0            | 70.7            |
| 240   | 2/16/2010 | 12:10:38 | 70.7     | A    | 40-90 | 0:07:58        | 11748975.55          | 54.0             | 96.3             | 72.0            | 70.7            |
| 241   | 2/16/2010 | 12:10:40 | 71.2     | A    | 40-90 | 0:08:00        | 13182567.39          | 54.0             | 96.3             | 72.0            | 70.7            |
| 242   | 2/16/2010 | 12:10:42 | 68.9     | A    | 40-90 | 0:08:02        | 7762471.166          | 54.0             | 96.3             | 72.0            | 70.7            |
| 243   | 2/16/2010 | 12:10:44 | 70.6     | A    | 40-90 | 0:08:04        | 11481536.21          | 54.0             | 96.3             | 72.0            | 70.7            |
| 244   | 2/16/2010 | 12:10:46 | 68.9     | A    | 40-90 | 0:08:06        | 7762471.166          | 54.0             | 96.3             | 72.0            | 70.7            |
| 245   | 2/16/2010 | 12:10:48 | 72.1     | A    | 40-90 | 0:08:08        | 16218100.97          | 54.0             | 96.3             | 72.0            | 70.7            |
| 246   | 2/16/2010 | 12:10:50 | 68.9     | A    | 40-90 | 0:08:10        | 7762471.166          | 54.0             | 96.3             | 72.0            | 70.7            |
| 247   | 2/16/2010 | 12:10:52 | 68.3     | A    | 40-90 | 0:08:12        | 6760829.754          | 54.0             | 96.3             | 72.0            | 70.7            |
| 248   | 2/16/2010 | 12:10:54 | 67.6     | A    | 40-90 | 0:08:14        | 5754399.373          | 54.0             | 96.3             | 72.0            | 70.7            |

## Receiver 8- Day

| Point | Date      | Time     | Pressure | Unit | Scale | Acumulate Time | 10 <sup>^(1*A)</sup> | L <sub>min</sub> | L <sub>max</sub> | L <sub>10</sub> | L <sub>eq</sub> |
|-------|-----------|----------|----------|------|-------|----------------|----------------------|------------------|------------------|-----------------|-----------------|
| 249   | 2/16/2010 | 12:10:56 | 67.3     | A    | 40-90 | 0:08:16        | 5370317.964          | 54.0             | 96.3             | 72.0            | 70.7            |
| 250   | 2/16/2010 | 12:10:58 | 67.9     | A    | 40-90 | 0:08:18        | 6165950.019          | 54.0             | 96.3             | 72.0            | 70.7            |
| 251   | 2/16/2010 | 12:11:00 | 69.6     | A    | 40-90 | 0:08:20        | 9120108.394          | 54.0             | 96.3             | 72.0            | 70.7            |
| 252   | 2/16/2010 | 12:11:02 | 68.8     | A    | 40-90 | 0:08:22        | 7585775.75           | 54.0             | 96.3             | 72.0            | 70.7            |
| 253   | 2/16/2010 | 12:11:04 | 67.9     | A    | 40-90 | 0:08:24        | 6165950.019          | 54.0             | 96.3             | 72.0            | 70.7            |
| 254   | 2/16/2010 | 12:11:06 | 67.6     | A    | 40-90 | 0:08:26        | 5754399.373          | 54.0             | 96.3             | 72.0            | 70.7            |
| 255   | 2/16/2010 | 12:11:08 | 69.6     | A    | 40-90 | 0:08:28        | 9120108.394          | 54.0             | 96.3             | 72.0            | 70.7            |
| 256   | 2/16/2010 | 12:11:10 | 74.2     | A    | 40-90 | 0:08:30        | 26302679.92          | 54.0             | 96.3             | 72.0            | 70.7            |
| 257   | 2/16/2010 | 12:11:12 | 68       | A    | 40-90 | 0:08:32        | 6309573.445          | 54.0             | 96.3             | 72.0            | 70.7            |
| 258   | 2/16/2010 | 12:11:14 | 68.1     | A    | 40-90 | 0:08:34        | 6456542.29           | 54.0             | 96.3             | 72.0            | 70.7            |
| 259   | 2/16/2010 | 12:11:16 | 68.7     | A    | 40-90 | 0:08:36        | 7413102.413          | 54.0             | 96.3             | 72.0            | 70.7            |
| 260   | 2/16/2010 | 12:11:18 | 69.6     | A    | 40-90 | 0:08:38        | 9120108.394          | 54.0             | 96.3             | 72.0            | 70.7            |
| 261   | 2/16/2010 | 12:11:20 | 68.1     | A    | 40-90 | 0:08:40        | 6456542.29           | 54.0             | 96.3             | 72.0            | 70.7            |
| 262   | 2/16/2010 | 12:11:22 | 67.8     | A    | 40-90 | 0:08:42        | 6025595.861          | 54.0             | 96.3             | 72.0            | 70.7            |
| 263   | 2/16/2010 | 12:11:24 | 71.2     | A    | 40-90 | 0:08:44        | 13182567.39          | 54.0             | 96.3             | 72.0            | 70.7            |
| 264   | 2/16/2010 | 12:11:26 | 68.8     | A    | 40-90 | 0:08:46        | 7585775.75           | 54.0             | 96.3             | 72.0            | 70.7            |
| 265   | 2/16/2010 | 12:11:28 | 70.3     | A    | 40-90 | 0:08:48        | 10715193.05          | 54.0             | 96.3             | 72.0            | 70.7            |
| 266   | 2/16/2010 | 12:11:30 | 70.2     | A    | 40-90 | 0:08:50        | 10471285.48          | 54.0             | 96.3             | 72.0            | 70.7            |
| 267   | 2/16/2010 | 12:11:32 | 70.3     | A    | 40-90 | 0:08:52        | 10715193.05          | 54.0             | 96.3             | 72.0            | 70.7            |
| 268   | 2/16/2010 | 12:11:34 | 75       | A    | 40-90 | 0:08:54        | 31622776.6           | 54.0             | 96.3             | 72.0            | 70.7            |
| 269   | 2/16/2010 | 12:11:36 | 76.7     | A    | 40-90 | 0:08:56        | 46773514.13          | 54.0             | 96.3             | 72.0            | 70.7            |
| 270   | 2/16/2010 | 12:11:38 | 75.2     | A    | 40-90 | 0:08:58        | 33113112.15          | 54.0             | 96.3             | 72.0            | 70.7            |
| 271   | 2/16/2010 | 12:11:40 | 73.6     | A    | 40-90 | 0:09:00        | 22908676.53          | 54.0             | 96.3             | 72.0            | 70.7            |
| 272   | 2/16/2010 | 12:11:42 | 72.5     | A    | 40-90 | 0:09:02        | 17782794.1           | 54.0             | 96.3             | 72.0            | 70.7            |
| 273   | 2/16/2010 | 12:11:44 | 70.9     | A    | 40-90 | 0:09:04        | 12302687.71          | 54.0             | 96.3             | 72.0            | 70.7            |
| 274   | 2/16/2010 | 12:11:46 | 70.4     | A    | 40-90 | 0:09:06        | 10964781.96          | 54.0             | 96.3             | 72.0            | 70.7            |
| 275   | 2/16/2010 | 12:11:48 | 69.4     | A    | 40-90 | 0:09:08        | 8709635.9            | 54.0             | 96.3             | 72.0            | 70.7            |
| 276   | 2/16/2010 | 12:11:50 | 68.3     | A    | 40-90 | 0:09:10        | 6760829.754          | 54.0             | 96.3             | 72.0            | 70.7            |
| 277   | 2/16/2010 | 12:11:52 | 71.7     | A    | 40-90 | 0:09:12        | 14791083.88          | 54.0             | 96.3             | 72.0            | 70.7            |
| 278   | 2/16/2010 | 12:11:54 | 68.1     | A    | 40-90 | 0:09:14        | 6456542.29           | 54.0             | 96.3             | 72.0            | 70.7            |
| 279   | 2/16/2010 | 12:11:56 | 68.3     | A    | 40-90 | 0:09:16        | 6760829.754          | 54.0             | 96.3             | 72.0            | 70.7            |

## Receiver 8- Day

| Point | Date      | Time     | Pressure | Unit | Scale | Acumulate Time | 10 <sup>^(1*A)</sup> | L <sub>min</sub> | L <sub>max</sub> | L <sub>10</sub> | L <sub>eq</sub> |
|-------|-----------|----------|----------|------|-------|----------------|----------------------|------------------|------------------|-----------------|-----------------|
| 280   | 2/16/2010 | 12:11:58 | 67.2     | A    | 40-90 | 0:09:18        | 5248074.602          | 54.0             | 96.3             | 72.0            | 70.7            |
| 281   | 2/16/2010 | 12:12:00 | 67.6     | A    | 40-90 | 0:09:20        | 5754399.373          | 54.0             | 96.3             | 72.0            | 70.7            |
| 282   | 2/16/2010 | 12:12:02 | 67.3     | A    | 40-90 | 0:09:22        | 5370317.964          | 54.0             | 96.3             | 72.0            | 70.7            |
| 283   | 2/16/2010 | 12:12:04 | 67.8     | A    | 40-90 | 0:09:24        | 6025595.861          | 54.0             | 96.3             | 72.0            | 70.7            |
| 284   | 2/16/2010 | 12:12:06 | 67.6     | A    | 40-90 | 0:09:26        | 5754399.373          | 54.0             | 96.3             | 72.0            | 70.7            |
| 285   | 2/16/2010 | 12:12:08 | 67.6     | A    | 40-90 | 0:09:28        | 5754399.373          | 54.0             | 96.3             | 72.0            | 70.7            |
| 286   | 2/16/2010 | 12:12:10 | 67.4     | A    | 40-90 | 0:09:30        | 5495408.739          | 54.0             | 96.3             | 72.0            | 70.7            |
| 287   | 2/16/2010 | 12:12:12 | 67.6     | A    | 40-90 | 0:09:32        | 5754399.373          | 54.0             | 96.3             | 72.0            | 70.7            |
| 288   | 2/16/2010 | 12:12:14 | 67.8     | A    | 40-90 | 0:09:34        | 6025595.861          | 54.0             | 96.3             | 72.0            | 70.7            |
| 289   | 2/16/2010 | 12:12:16 | 69.1     | A    | 40-90 | 0:09:36        | 8128305.162          | 54.0             | 96.3             | 72.0            | 70.7            |
| 290   | 2/16/2010 | 12:12:18 | 70.1     | A    | 40-90 | 0:09:38        | 10232929.92          | 54.0             | 96.3             | 72.0            | 70.7            |
| 291   | 2/16/2010 | 12:12:20 | 71.6     | A    | 40-90 | 0:09:40        | 14454397.71          | 54.0             | 96.3             | 72.0            | 70.7            |
| 292   | 2/16/2010 | 12:12:22 | 69.7     | A    | 40-90 | 0:09:42        | 9332543.008          | 54.0             | 96.3             | 72.0            | 70.7            |
| 293   | 2/16/2010 | 12:12:24 | 70.1     | A    | 40-90 | 0:09:44        | 10232929.92          | 54.0             | 96.3             | 72.0            | 70.7            |
| 294   | 2/16/2010 | 12:12:26 | 70.6     | A    | 40-90 | 0:09:46        | 11481536.21          | 54.0             | 96.3             | 72.0            | 70.7            |
| 295   | 2/16/2010 | 12:12:28 | 69.8     | A    | 40-90 | 0:09:48        | 9549925.86           | 54.0             | 96.3             | 72.0            | 70.7            |
| 296   | 2/16/2010 | 12:12:30 | 73.2     | A    | 40-90 | 0:09:50        | 20892961.31          | 54.0             | 96.3             | 72.0            | 70.7            |
| 297   | 2/16/2010 | 12:12:32 | 69.3     | A    | 40-90 | 0:09:52        | 8511380.382          | 54.0             | 96.3             | 72.0            | 70.7            |
| 298   | 2/16/2010 | 12:12:34 | 68.6     | A    | 40-90 | 0:09:54        | 7244359.601          | 54.0             | 96.3             | 72.0            | 70.7            |
| 299   | 2/16/2010 | 12:12:36 | 69       | A    | 40-90 | 0:09:56        | 7943282.347          | 54.0             | 96.3             | 72.0            | 70.7            |
| 300   | 2/16/2010 | 12:12:38 | 69       | A    | 40-90 | 0:09:58        | 7943282.347          | 54.0             | 96.3             | 72.0            | 70.7            |
| 301   | 2/16/2010 | 12:12:40 | 68.1     | A    | 40-90 | 0:10:00        | 6456542.29           | 54.0             | 96.3             | 72.0            | 70.7            |
| 302   | 2/16/2010 | 12:12:42 | 71.8     | A    | 40-90 | 0:10:02        | 15135612.48          | 54.0             | 96.3             | 72.0            | 70.7            |
| 303   | 2/16/2010 | 12:12:44 | 69.3     | A    | 40-90 | 0:10:04        | 8511380.382          | 54.0             | 96.3             | 72.0            | 70.7            |
| 304   | 2/16/2010 | 12:12:46 | 69.3     | A    | 40-90 | 0:10:06        | 8511380.382          | 54.0             | 96.3             | 72.0            | 70.7            |
| 305   | 2/16/2010 | 12:12:48 | 67.5     | A    | 40-90 | 0:10:08        | 5623413.252          | 54.0             | 96.3             | 72.0            | 70.7            |
| 306   | 2/16/2010 | 12:12:50 | 69.9     | A    | 40-90 | 0:10:10        | 9772372.21           | 54.0             | 96.3             | 72.0            | 70.7            |
| 307   | 2/16/2010 | 12:12:52 | 67.9     | A    | 40-90 | 0:10:12        | 6165950.019          | 54.0             | 96.3             | 72.0            | 70.7            |
| 308   | 2/16/2010 | 12:12:54 | 68.4     | A    | 40-90 | 0:10:14        | 6918309.709          | 54.0             | 96.3             | 72.0            | 70.7            |
| 309   | 2/16/2010 | 12:12:56 | 68.1     | A    | 40-90 | 0:10:16        | 6456542.29           | 54.0             | 96.3             | 72.0            | 70.7            |
| 310   | 2/16/2010 | 12:12:58 | 69.4     | A    | 40-90 | 0:10:18        | 8709635.9            | 54.0             | 96.3             | 72.0            | 70.7            |



## Receiver 8- Day

| Point | Date      | Time     | Pressure | Unit | Scale | Acumulate Time | 10 <sup>^(1*A)</sup> | L <sub>min</sub> | L <sub>max</sub> | L <sub>10</sub> | L <sub>eq</sub> |
|-------|-----------|----------|----------|------|-------|----------------|----------------------|------------------|------------------|-----------------|-----------------|
| 311   | 2/16/2010 | 12:13:00 | 70.4     | A    | 40-90 | 0:10:20        | 10964781.96          | 54.0             | 96.3             | 72.0            | 70.7            |
| 312   | 2/16/2010 | 12:13:02 | 71.1     | A    | 40-90 | 0:10:22        | 12882495.52          | 54.0             | 96.3             | 72.0            | 70.7            |
| 313   | 2/16/2010 | 12:13:04 | 68       | A    | 40-90 | 0:10:24        | 6309573.445          | 54.0             | 96.3             | 72.0            | 70.7            |
| 314   | 2/16/2010 | 12:13:06 | 68.3     | A    | 40-90 | 0:10:26        | 6760829.754          | 54.0             | 96.3             | 72.0            | 70.7            |
| 315   | 2/16/2010 | 12:13:08 | 67.9     | A    | 40-90 | 0:10:28        | 6165950.019          | 54.0             | 96.3             | 72.0            | 70.7            |
| 316   | 2/16/2010 | 12:13:10 | 68.9     | A    | 40-90 | 0:10:30        | 7762471.166          | 54.0             | 96.3             | 72.0            | 70.7            |
| 317   | 2/16/2010 | 12:13:12 | 68.6     | A    | 40-90 | 0:10:32        | 7244359.601          | 54.0             | 96.3             | 72.0            | 70.7            |
| 318   | 2/16/2010 | 12:13:14 | 69.9     | A    | 40-90 | 0:10:34        | 9772372.21           | 54.0             | 96.3             | 72.0            | 70.7            |
| 319   | 2/16/2010 | 12:13:16 | 68.8     | A    | 40-90 | 0:10:36        | 7585775.75           | 54.0             | 96.3             | 72.0            | 70.7            |
| 320   | 2/16/2010 | 12:13:18 | 67.5     | A    | 40-90 | 0:10:38        | 5623413.252          | 54.0             | 96.3             | 72.0            | 70.7            |
| 321   | 2/16/2010 | 12:13:20 | 68       | A    | 40-90 | 0:10:40        | 6309573.445          | 54.0             | 96.3             | 72.0            | 70.7            |
| 322   | 2/16/2010 | 12:13:22 | 69.7     | A    | 40-90 | 0:10:42        | 9332543.008          | 54.0             | 96.3             | 72.0            | 70.7            |
| 323   | 2/16/2010 | 12:13:24 | 68.9     | A    | 40-90 | 0:10:44        | 7762471.166          | 54.0             | 96.3             | 72.0            | 70.7            |
| 324   | 2/16/2010 | 12:13:26 | 71.6     | A    | 40-90 | 0:10:46        | 14454397.71          | 54.0             | 96.3             | 72.0            | 70.7            |
| 325   | 2/16/2010 | 12:13:28 | 72.1     | A    | 40-90 | 0:10:48        | 16218100.97          | 54.0             | 96.3             | 72.0            | 70.7            |
| 326   | 2/16/2010 | 12:13:30 | 70.1     | A    | 40-90 | 0:10:50        | 10232929.92          | 54.0             | 96.3             | 72.0            | 70.7            |
| 327   | 2/16/2010 | 12:13:32 | 68.4     | A    | 40-90 | 0:10:52        | 6918309.709          | 54.0             | 96.3             | 72.0            | 70.7            |
| 328   | 2/16/2010 | 12:13:34 | 68.7     | A    | 40-90 | 0:10:54        | 7413102.413          | 54.0             | 96.3             | 72.0            | 70.7            |
| 329   | 2/16/2010 | 12:13:36 | 69.7     | A    | 40-90 | 0:10:56        | 9332543.008          | 54.0             | 96.3             | 72.0            | 70.7            |
| 330   | 2/16/2010 | 12:13:38 | 71.5     | A    | 40-90 | 0:10:58        | 14125375.45          | 54.0             | 96.3             | 72.0            | 70.7            |
| 331   | 2/16/2010 | 12:13:40 | 69.4     | A    | 40-90 | 0:11:00        | 8709635.9            | 54.0             | 96.3             | 72.0            | 70.7            |
| 332   | 2/16/2010 | 12:13:42 | 71.5     | A    | 40-90 | 0:11:02        | 14125375.45          | 54.0             | 96.3             | 72.0            | 70.7            |
| 333   | 2/16/2010 | 12:13:44 | 69.4     | A    | 40-90 | 0:11:04        | 8709635.9            | 54.0             | 96.3             | 72.0            | 70.7            |
| 334   | 2/16/2010 | 12:13:46 | 68.5     | A    | 40-90 | 0:11:06        | 7079457.844          | 54.0             | 96.3             | 72.0            | 70.7            |
| 335   | 2/16/2010 | 12:13:48 | 68.9     | A    | 40-90 | 0:11:08        | 7762471.166          | 54.0             | 96.3             | 72.0            | 70.7            |
| 336   | 2/16/2010 | 12:13:50 | 68.3     | A    | 40-90 | 0:11:10        | 6760829.754          | 54.0             | 96.3             | 72.0            | 70.7            |
| 337   | 2/16/2010 | 12:13:52 | 69.8     | A    | 40-90 | 0:11:12        | 9549925.86           | 54.0             | 96.3             | 72.0            | 70.7            |
| 338   | 2/16/2010 | 12:13:54 | 69.4     | A    | 40-90 | 0:11:14        | 8709635.9            | 54.0             | 96.3             | 72.0            | 70.7            |
| 339   | 2/16/2010 | 12:13:56 | 68.6     | A    | 40-90 | 0:11:16        | 7244359.601          | 54.0             | 96.3             | 72.0            | 70.7            |
| 340   | 2/16/2010 | 12:13:58 | 68.6     | A    | 40-90 | 0:11:18        | 7244359.601          | 54.0             | 96.3             | 72.0            | 70.7            |
| 341   | 2/16/2010 | 12:14:00 | 69       | A    | 40-90 | 0:11:20        | 7943282.347          | 54.0             | 96.3             | 72.0            | 70.7            |

## Receiver 8- Day

| Point | Date      | Time     | Pressure | Unit | Scale | Acumulate Time | 10 <sup>^(.1*A)</sup> | L <sub>min</sub> | L <sub>max</sub> | L <sub>10</sub> | L <sub>eq</sub> |
|-------|-----------|----------|----------|------|-------|----------------|-----------------------|------------------|------------------|-----------------|-----------------|
| 342   | 2/16/2010 | 12:14:02 | 68.9     | A    | 40-90 | 0:11:22        | 7762471.166           | 54.0             | 96.3             | 72.0            | 70.7            |
| 343   | 2/16/2010 | 12:14:04 | 85.4     | A    | 40-90 | 0:11:24        | 346736850.5           | 54.0             | 96.3             | 72.0            | 70.7            |
| 344   | 2/16/2010 | 12:14:06 | 83.7     | A    | 40-90 | 0:11:26        | 234422881.5           | 54.0             | 96.3             | 72.0            | 70.7            |
| 345   | 2/16/2010 | 12:14:08 | 68.9     | A    | 40-90 | 0:11:28        | 7762471.166           | 54.0             | 96.3             | 72.0            | 70.7            |
| 346   | 2/16/2010 | 12:14:10 | 70.7     | A    | 40-90 | 0:11:30        | 11748975.55           | 54.0             | 96.3             | 72.0            | 70.7            |
| 347   | 2/16/2010 | 12:14:12 | 81       | A    | 40-90 | 0:11:32        | 125892541.2           | 54.0             | 96.3             | 72.0            | 70.7            |
| 348   | 2/16/2010 | 12:14:14 | 89.1     | A    | 40-90 | 0:11:34        | 812830516.2           | 54.0             | 96.3             | 72.0            | 70.7            |
| 349   | 2/16/2010 | 12:14:16 | 96.3     | A    | 40-90 | 0:11:36        | 4265795188            | 54.0             | 96.3             | 72.0            | 70.7            |
| 350   | 2/16/2010 | 12:14:18 | 82.6     | A    | 40-90 | 0:11:38        | 181970085.9           | 54.0             | 96.3             | 72.0            | 70.7            |
| 351   | 2/16/2010 | 12:14:20 | 88.5     | A    | 40-90 | 0:11:40        | 707945784.4           | 54.0             | 96.3             | 72.0            | 70.7            |
| 352   | 2/16/2010 | 12:14:22 | 84.9     | A    | 40-90 | 0:11:42        | 309029543.3           | 54.0             | 96.3             | 72.0            | 70.7            |
| 353   | 2/16/2010 | 12:14:24 | 72.7     | A    | 40-90 | 0:11:44        | 18620871.37           | 54.0             | 96.3             | 72.0            | 70.7            |
| 354   | 2/16/2010 | 12:14:26 | 80.1     | A    | 40-90 | 0:11:46        | 102329299.2           | 54.0             | 96.3             | 72.0            | 70.7            |
| 355   | 2/16/2010 | 12:14:28 | 77.2     | A    | 40-90 | 0:11:48        | 52480746.02           | 54.0             | 96.3             | 72.0            | 70.7            |
| 356   | 2/16/2010 | 12:14:30 | 75.2     | A    | 40-90 | 0:11:50        | 33113112.15           | 54.0             | 96.3             | 72.0            | 70.7            |
| 357   | 2/16/2010 | 12:14:32 | 73.6     | A    | 40-90 | 0:11:52        | 22908676.53           | 54.0             | 96.3             | 72.0            | 70.7            |
| 358   | 2/16/2010 | 12:14:34 | 74.1     | A    | 40-90 | 0:11:54        | 25703957.83           | 54.0             | 96.3             | 72.0            | 70.7            |
| 359   | 2/16/2010 | 12:14:36 | 69.3     | A    | 40-90 | 0:11:56        | 8511380.382           | 54.0             | 96.3             | 72.0            | 70.7            |
| 360   | 2/16/2010 | 12:14:38 | 69.8     | A    | 40-90 | 0:11:58        | 9549925.86            | 54.0             | 96.3             | 72.0            | 70.7            |
| 361   | 2/16/2010 | 12:14:40 | 65.2     | A    | 40-90 | 0:12:00        | 3311311.215           | 54.0             | 96.3             | 72.0            | 70.7            |
| 362   | 2/16/2010 | 12:14:42 | 66.3     | A    | 40-90 | 0:12:02        | 4265795.188           | 54.0             | 96.3             | 72.0            | 70.7            |
| 363   | 2/16/2010 | 12:14:44 | 62.1     | A    | 40-90 | 0:12:04        | 1621810.097           | 54.0             | 96.3             | 72.0            | 70.7            |
| 364   | 2/16/2010 | 12:14:46 | 63.9     | A    | 40-90 | 0:12:06        | 2454708.916           | 54.0             | 96.3             | 72.0            | 70.7            |
| 365   | 2/16/2010 | 12:14:48 | 62.7     | A    | 40-90 | 0:12:08        | 1862087.137           | 54.0             | 96.3             | 72.0            | 70.7            |
| 366   | 2/16/2010 | 12:14:50 | 62.1     | A    | 40-90 | 0:12:10        | 1621810.097           | 54.0             | 96.3             | 72.0            | 70.7            |
| 367   | 2/16/2010 | 12:14:52 | 66.3     | A    | 40-90 | 0:12:12        | 4265795.188           | 54.0             | 96.3             | 72.0            | 70.7            |
| 368   | 2/16/2010 | 12:14:54 | 68.8     | A    | 40-90 | 0:12:14        | 7585775.75            | 54.0             | 96.3             | 72.0            | 70.7            |
| 369   | 2/16/2010 | 12:14:56 | 71.2     | A    | 40-90 | 0:12:16        | 13182567.39           | 54.0             | 96.3             | 72.0            | 70.7            |
| 370   | 2/16/2010 | 12:14:58 | 66.9     | A    | 40-90 | 0:12:18        | 4897788.194           | 54.0             | 96.3             | 72.0            | 70.7            |
| 371   | 2/16/2010 | 12:15:00 | 70.4     | A    | 40-90 | 0:12:20        | 10964781.96           | 54.0             | 96.3             | 72.0            | 70.7            |
| 372   | 2/16/2010 | 12:15:02 | 67.6     | A    | 40-90 | 0:12:22        | 5754399.373           | 54.0             | 96.3             | 72.0            | 70.7            |

## Receiver 8- Day

| Point | Date      | Time     | Pressure | Unit | Scale | Acumulate Time | 10^(1*A)    | L <sub>min</sub> | L <sub>max</sub> | L <sub>10</sub> | L <sub>eq</sub> |
|-------|-----------|----------|----------|------|-------|----------------|-------------|------------------|------------------|-----------------|-----------------|
| 373   | 2/16/2010 | 12:15:04 | 68.6     | A    | 40-90 | 0:12:24        | 7244359.601 | 54.0             | 96.3             | 72.0            | 70.7            |
| 374   | 2/16/2010 | 12:15:06 | 70.1     | A    | 40-90 | 0:12:26        | 10232929.92 | 54.0             | 96.3             | 72.0            | 70.7            |
| 375   | 2/16/2010 | 12:15:08 | 68.9     | A    | 40-90 | 0:12:28        | 7762471.166 | 54.0             | 96.3             | 72.0            | 70.7            |
| 376   | 2/16/2010 | 12:15:10 | 68.1     | A    | 40-90 | 0:12:30        | 6456542.29  | 54.0             | 96.3             | 72.0            | 70.7            |
| 377   | 2/16/2010 | 12:15:12 | 67.2     | A    | 40-90 | 0:12:32        | 5248074.602 | 54.0             | 96.3             | 72.0            | 70.7            |
| 378   | 2/16/2010 | 12:15:14 | 68.3     | A    | 40-90 | 0:12:34        | 6760829.754 | 54.0             | 96.3             | 72.0            | 70.7            |
| 379   | 2/16/2010 | 12:15:16 | 67.3     | A    | 40-90 | 0:12:36        | 5370317.964 | 54.0             | 96.3             | 72.0            | 70.7            |
| 380   | 2/16/2010 | 12:15:18 | 65.7     | A    | 40-90 | 0:12:38        | 3715352.291 | 54.0             | 96.3             | 72.0            | 70.7            |
| 381   | 2/16/2010 | 12:15:20 | 65.2     | A    | 40-90 | 0:12:40        | 3311311.215 | 54.0             | 96.3             | 72.0            | 70.7            |
| 382   | 2/16/2010 | 12:15:22 | 64.9     | A    | 40-90 | 0:12:42        | 3090295.433 | 54.0             | 96.3             | 72.0            | 70.7            |
| 383   | 2/16/2010 | 12:15:24 | 65       | A    | 40-90 | 0:12:44        | 3162277.66  | 54.0             | 96.3             | 72.0            | 70.7            |
| 384   | 2/16/2010 | 12:15:26 | 62.8     | A    | 40-90 | 0:12:46        | 1905460.718 | 54.0             | 96.3             | 72.0            | 70.7            |
| 385   | 2/16/2010 | 12:15:28 | 61.8     | A    | 40-90 | 0:12:48        | 1513561.248 | 54.0             | 96.3             | 72.0            | 70.7            |
| 386   | 2/16/2010 | 12:15:30 | 62.7     | A    | 40-90 | 0:12:50        | 1862087.137 | 54.0             | 96.3             | 72.0            | 70.7            |
| 387   | 2/16/2010 | 12:15:32 | 64.4     | A    | 40-90 | 0:12:52        | 2754228.703 | 54.0             | 96.3             | 72.0            | 70.7            |
| 388   | 2/16/2010 | 12:15:34 | 64.8     | A    | 40-90 | 0:12:54        | 3019951.72  | 54.0             | 96.3             | 72.0            | 70.7            |
| 389   | 2/16/2010 | 12:15:36 | 62.9     | A    | 40-90 | 0:12:56        | 1949844.6   | 54.0             | 96.3             | 72.0            | 70.7            |
| 390   | 2/16/2010 | 12:15:38 | 61.2     | A    | 40-90 | 0:12:58        | 1318256.739 | 54.0             | 96.3             | 72.0            | 70.7            |
| 391   | 2/16/2010 | 12:15:40 | 58.9     | A    | 40-90 | 0:13:00        | 776247.1166 | 54.0             | 96.3             | 72.0            | 70.7            |
| 392   | 2/16/2010 | 12:15:42 | 58.3     | A    | 40-90 | 0:13:02        | 676082.9754 | 54.0             | 96.3             | 72.0            | 70.7            |
| 393   | 2/16/2010 | 12:15:44 | 58       | A    | 40-90 | 0:13:04        | 630957.3445 | 54.0             | 96.3             | 72.0            | 70.7            |
| 394   | 2/16/2010 | 12:15:46 | 58.5     | A    | 40-90 | 0:13:06        | 707945.7844 | 54.0             | 96.3             | 72.0            | 70.7            |
| 395   | 2/16/2010 | 12:15:48 | 61.2     | A    | 40-90 | 0:13:08        | 1318256.739 | 54.0             | 96.3             | 72.0            | 70.7            |
| 396   | 2/16/2010 | 12:15:50 | 66.2     | A    | 40-90 | 0:13:10        | 4168693.835 | 54.0             | 96.3             | 72.0            | 70.7            |
| 397   | 2/16/2010 | 12:15:52 | 63.6     | A    | 40-90 | 0:13:12        | 2290867.653 | 54.0             | 96.3             | 72.0            | 70.7            |
| 398   | 2/16/2010 | 12:15:54 | 62.2     | A    | 40-90 | 0:13:14        | 1659586.907 | 54.0             | 96.3             | 72.0            | 70.7            |
| 399   | 2/16/2010 | 12:15:56 | 62.8     | A    | 40-90 | 0:13:16        | 1905460.718 | 54.0             | 96.3             | 72.0            | 70.7            |
| 400   | 2/16/2010 | 12:15:58 | 62.9     | A    | 40-90 | 0:13:18        | 1949844.6   | 54.0             | 96.3             | 72.0            | 70.7            |
| 401   | 2/16/2010 | 12:16:00 | 61.2     | A    | 40-90 | 0:13:20        | 1318256.739 | 54.0             | 96.3             | 72.0            | 70.7            |
| 402   | 2/16/2010 | 12:16:02 | 59.9     | A    | 40-90 | 0:13:22        | 977237.221  | 54.0             | 96.3             | 72.0            | 70.7            |
| 403   | 2/16/2010 | 12:16:04 | 60.8     | A    | 40-90 | 0:13:24        | 1202264.435 | 54.0             | 96.3             | 72.0            | 70.7            |

## Receiver 8- Day

| Point | Date      | Time     | Pressure | Unit | Scale | Acumulate Time | 10 <sup>^(1*A)</sup> | L <sub>min</sub> | L <sub>max</sub> | L <sub>10</sub> | L <sub>eq</sub> |
|-------|-----------|----------|----------|------|-------|----------------|----------------------|------------------|------------------|-----------------|-----------------|
| 404   | 2/16/2010 | 12:16:06 | 59.6     | A    | 40-90 | 0:13:26        | 912010.8394          | 54.0             | 96.3             | 72.0            | 70.7            |
| 405   | 2/16/2010 | 12:16:08 | 61.7     | A    | 40-90 | 0:13:28        | 1479108.388          | 54.0             | 96.3             | 72.0            | 70.7            |
| 406   | 2/16/2010 | 12:16:10 | 63       | A    | 40-90 | 0:13:30        | 1995262.315          | 54.0             | 96.3             | 72.0            | 70.7            |
| 407   | 2/16/2010 | 12:16:12 | 62       | A    | 40-90 | 0:13:32        | 1584893.192          | 54.0             | 96.3             | 72.0            | 70.7            |
| 408   | 2/16/2010 | 12:16:14 | 62       | A    | 40-90 | 0:13:34        | 1584893.192          | 54.0             | 96.3             | 72.0            | 70.7            |
| 409   | 2/16/2010 | 12:16:16 | 63.9     | A    | 40-90 | 0:13:36        | 2454708.916          | 54.0             | 96.3             | 72.0            | 70.7            |
| 410   | 2/16/2010 | 12:16:18 | 67.2     | A    | 40-90 | 0:13:38        | 5248074.602          | 54.0             | 96.3             | 72.0            | 70.7            |
| 411   | 2/16/2010 | 12:16:20 | 70.1     | A    | 40-90 | 0:13:40        | 10232929.92          | 54.0             | 96.3             | 72.0            | 70.7            |
| 412   | 2/16/2010 | 12:16:22 | 74.5     | A    | 40-90 | 0:13:42        | 28183829.31          | 54.0             | 96.3             | 72.0            | 70.7            |
| 413   | 2/16/2010 | 12:16:24 | 80       | A    | 40-90 | 0:13:44        | 100000000            | 54.0             | 96.3             | 72.0            | 70.7            |
| 414   | 2/16/2010 | 12:16:26 | 77       | A    | 40-90 | 0:13:46        | 50118723.36          | 54.0             | 96.3             | 72.0            | 70.7            |
| 415   | 2/16/2010 | 12:16:28 | 82.6     | A    | 40-90 | 0:13:48        | 181970085.9          | 54.0             | 96.3             | 72.0            | 70.7            |
| 416   | 2/16/2010 | 12:16:30 | 75.6     | A    | 40-90 | 0:13:50        | 36307805.48          | 54.0             | 96.3             | 72.0            | 70.7            |
| 417   | 2/16/2010 | 12:16:32 | 74.1     | A    | 40-90 | 0:13:52        | 25703957.83          | 54.0             | 96.3             | 72.0            | 70.7            |
| 418   | 2/16/2010 | 12:16:34 | 71       | A    | 40-90 | 0:13:54        | 12589254.12          | 54.0             | 96.3             | 72.0            | 70.7            |
| 419   | 2/16/2010 | 12:16:36 | 67.9     | A    | 40-90 | 0:13:56        | 6165950.019          | 54.0             | 96.3             | 72.0            | 70.7            |
| 420   | 2/16/2010 | 12:16:38 | 65.6     | A    | 40-90 | 0:13:58        | 3630780.548          | 54.0             | 96.3             | 72.0            | 70.7            |
| 421   | 2/16/2010 | 12:16:40 | 63.5     | A    | 40-90 | 0:14:00        | 2238721.139          | 54.0             | 96.3             | 72.0            | 70.7            |
| 422   | 2/16/2010 | 12:16:42 | 61.8     | A    | 40-90 | 0:14:02        | 1513561.248          | 54.0             | 96.3             | 72.0            | 70.7            |
| 423   | 2/16/2010 | 12:16:44 | 60.7     | A    | 40-90 | 0:14:04        | 1174897.555          | 54.0             | 96.3             | 72.0            | 70.7            |
| 424   | 2/16/2010 | 12:16:46 | 56.9     | A    | 40-90 | 0:14:06        | 489778.8194          | 54.0             | 96.3             | 72.0            | 70.7            |
| 425   | 2/16/2010 | 12:16:48 | 56.9     | A    | 40-90 | 0:14:08        | 489778.8194          | 54.0             | 96.3             | 72.0            | 70.7            |
| 426   | 2/16/2010 | 12:16:50 | 59.9     | A    | 40-90 | 0:14:10        | 977237.221           | 54.0             | 96.3             | 72.0            | 70.7            |
| 427   | 2/16/2010 | 12:16:52 | 64       | A    | 40-90 | 0:14:12        | 2511886.432          | 54.0             | 96.3             | 72.0            | 70.7            |
| 428   | 2/16/2010 | 12:16:54 | 74.5     | A    | 40-90 | 0:14:14        | 28183829.31          | 54.0             | 96.3             | 72.0            | 70.7            |
| 429   | 2/16/2010 | 12:16:56 | 74.5     | A    | 40-90 | 0:14:16        | 28183829.31          | 54.0             | 96.3             | 72.0            | 70.7            |
| 430   | 2/16/2010 | 12:16:58 | 67.9     | A    | 40-90 | 0:14:18        | 6165950.019          | 54.0             | 96.3             | 72.0            | 70.7            |
| 431   | 2/16/2010 | 12:17:00 | 61.7     | A    | 40-90 | 0:14:20        | 1479108.388          | 54.0             | 96.3             | 72.0            | 70.7            |
| 432   | 2/16/2010 | 12:17:02 | 69.3     | A    | 40-90 | 0:14:22        | 8511380.382          | 54.0             | 96.3             | 72.0            | 70.7            |
| 433   | 2/16/2010 | 12:17:04 | 71.1     | A    | 40-90 | 0:14:24        | 12882495.52          | 54.0             | 96.3             | 72.0            | 70.7            |
| 434   | 2/16/2010 | 12:17:06 | 69.8     | A    | 40-90 | 0:14:26        | 9549925.86           | 54.0             | 96.3             | 72.0            | 70.7            |

Receiver 8- Day

| Point      | Date      | Time     | Pressure | Unit | Scale | Acumulate Time | 10^(.1*A)   | L <sub>min</sub> | L <sub>max</sub> | L <sub>10</sub> | L <sub>eq</sub> |
|------------|-----------|----------|----------|------|-------|----------------|-------------|------------------|------------------|-----------------|-----------------|
| 435        | 2/16/2010 | 12:17:08 | 63.9     | A    | 40-90 | 0:14:28        | 2454708.916 | 54.0             | 96.3             | 72.0            | 70.7            |
| 436        | 2/16/2010 | 12:17:10 | 59.2     | A    | 40-90 | 0:14:30        | 831763.7711 | 54.0             | 96.3             | 72.0            | 70.7            |
| 437        | 2/16/2010 | 12:17:12 | 58.5     | A    | 40-90 | 0:14:32        | 707945.7844 | 54.0             | 96.3             | 72.0            | 70.7            |
| 438        | 2/16/2010 | 12:17:14 | 57.9     | A    | 40-90 | 0:14:34        | 616595.0019 | 54.0             | 96.3             | 72.0            | 70.7            |
| 439        | 2/16/2010 | 12:17:16 | 57.6     | A    | 40-90 | 0:14:36        | 575439.9373 | 54.0             | 96.3             | 72.0            | 70.7            |
| 440        | 2/16/2010 | 12:17:18 | 57.8     | A    | 40-90 | 0:14:38        | 602559.5861 | 54.0             | 96.3             | 72.0            | 70.7            |
| 441        | 2/16/2010 | 12:17:20 | 57.6     | A    | 40-90 | 0:14:40        | 575439.9373 | 54.0             | 96.3             | 72.0            | 70.7            |
| 442        | 2/16/2010 | 12:17:22 | 61.5     | A    | 40-90 | 0:14:42        | 1412537.545 | 54.0             | 96.3             | 72.0            | 70.7            |
| 443        | 2/16/2010 | 12:17:24 | 62.2     | A    | 40-90 | 0:14:44        | 1659586.907 | 54.0             | 96.3             | 72.0            | 70.7            |
| 444        | 2/16/2010 | 12:17:26 | 60.5     | A    | 40-90 | 0:14:46        | 1122018.454 | 54.0             | 96.3             | 72.0            | 70.7            |
| 445        | 2/16/2010 | 12:17:28 | 59.6     | A    | 40-90 | 0:14:48        | 912010.8394 | 54.0             | 96.3             | 72.0            | 70.7            |
| 446        | 2/16/2010 | 12:17:30 | 61.6     | A    | 40-90 | 0:14:50        | 1445439.771 | 54.0             | 96.3             | 72.0            | 70.7            |
| 447        | 2/16/2010 | 12:17:32 | 63.2     | A    | 40-90 | 0:14:52        | 2089296.131 | 54.0             | 96.3             | 72.0            | 70.7            |
| 448        | 2/16/2010 | 12:17:34 | 66.7     | A    | 40-90 | 0:14:54        | 4677351.413 | 54.0             | 96.3             | 72.0            | 70.7            |
| 449        | 2/16/2010 | 12:17:36 | 65.7     | A    | 40-90 | 0:14:56        | 3715352.291 | 54.0             | 96.3             | 72.0            | 70.7            |
| 450        | 2/16/2010 | 12:17:38 | 60.9     | A    | 40-90 | 0:14:58        | 1230268.771 | 54.0             | 96.3             | 72.0            | 70.7            |
| 451        | 2/16/2010 | 12:17:40 | 67       | A    | 40-90 | 0:15:00        | 5011872.336 | 54.0             | 96.3             | 72.0            | 70.7            |
| <b>SUM</b> |           |          |          |      |       |                | 10718923527 |                  |                  |                 |                 |

| Lmin | Lmax | L10  | Leq  |
|------|------|------|------|
| 54.0 | 96.3 | 72.0 | 70.7 |

